




2018 PRODUCT DATA




UNILOCK
DESIGNED TO CONNECT.

UNILOCK® QUALITY

GUARANTEED

GOOD CLASSIC

This is how the first pavers were manufactured. The product mix of large and small aggregates is consistent, from top to bottom, with color mixed throughout. The Unilock Classic pavers we manufacture exceed all ASTM standards for quality and strength.



BETTER ENDURACOLOR™

EnduraColor products are manufactured in a two-step process which combines a base of coarser aggregates for a stronger foundation, with concentrated color and wear-resistant finer aggregates on top. EnduraColor products are highly resistant to fading because the top layer prevents large, lighter color aggregates from showing through.

ENDURACOLOR™
PLUS ARCHITECTURAL FINISHES

THE BEST CHOICE.

ONLY UNILOCK OFFERS
ENDURACOLOR PLUS ARCHITECTURAL FINISHES.

These products set a new standard for everlasting beauty thanks to proprietary blends of some of nature's highest performing minerals such as granite and quartz, combined with manufacturing technologies that are exclusive to Unilock.



EXCLUSIVE UNILOCK TECHNOLOGIES

REALA™

Ultra realistic textures cast from Natural Stone, brick and historic cobblestones.

ULTIMA™

A proprietary manufacturing process creates pavers with up to four times the strength of poured concrete.

COLORFUSION™

A proprietary technology that disperses color randomly for a natural granite-like appearance.


EASYSOIL™

Factory sealed to provide integral surface protection from stains

There are two Clean Factors (CF®) to choose from:

CLEAN FACTORS (CF)	CF 90	CF 100
Pavers are pre-sealed at the factory	*	*
Enhanced resistance to weathering	*	*
Reduced dirt absorption	*	**
Stains from leaves, coffee, ketchup, mustard, wine and BBQ oils are easier to remove	*	**

NEW FOR 2018



Holland Premier®

8



Mattoni

9



U-CARA™

33

PAVERS

2	Anchorlock®	
2	Artline™	
3	Beacon Hill™ Flagstone & Smooth	NEW
4	Bristol Valley®	
4	Brussels Block®	
5	Copthorne®	
5	Courtstone®	
6	Dura-Mat™	
6	Eco-Optiloc™	
7	Eco-Priora™	
7	Europaver®	
8	Hollandstone™ / Double Holland™	
8	Holland Premier®	NEW
9	Il Campo®	
9	Mattoni	NEW
10	Natural Stone	
12	Olde Greenwich Cobble®	
12	Optiloc®	
11	Porcelain Tile	
13	Promenade® Plank Paver	
13	Richcliff®	
14	Rivenstone®	
14	Senzo™	
15	Series™	
16	Thornbury™	
16	Town Hall®	
17	Tribeca Cobble	
17	Turfstone™	
18	Umbriano®	
19	Uni Eco-Stone®	
19	Unigranite®	

RETAINING WALLS

20	Brussels Dimensional System™	
21	Sunset Fire Pits	
21	DuraHold2®	
22	DuraHold®	
23	Estate Wall®	
24	Lineo™ Dimensional Stone	
26	Mackinaw	NEW
27	Pisa2®	
28	Rivercrest® Wall	
30	RomanPisa®	
31	SienaStone®	
32	Split'n Stack®	
33	U-Cara™	NEW
35	Brussels Fullnose™	
35	Ledgestone™ Pillar Cap, Coping & Fullnose	

PRODUCT & INSTALLATION INFORMATION

36	Laying Patterns
39	Unilock Elements
40	Fire Rock Fireplace
41	Sealers, Cleaners and Sands
45	Edge Restraint
46	Drainage, Separation & Reinforcement
47	Calculation Chart
48	Important Notes
49	Finishes & Color Blends
50	Product Directory



This symbol indicates that the product facilitates the flow of water from the surface into the joints and into the ground below.

ANCHORLOCK®



STANDARD FINISH
CUSTOM FINISH
AVAILABLE



ANCHORLOCK
8 7/8" x 8 7/8" x 3 1/8"
22.5cm x 22.5cm x 8cm
SPECIAL ORDER



Stones & Bundling	Unit	SqFt Per				Per Bundle		Soldier LnFt Per			Sailor LnFt per			Units Per			Lbs Per		
	Thickness	Bundle	Layer	Section	Stone	Layers	Sections	SqFt	Section	Bundle	SqFt	Section	Bundle	SqFt	Section	Bundle	Layer	Section	Bundle
Random Bundle:		78.80	11.26			7	-	-	-	-	-	-	-	2.49	-	196	411	-	2,879
1/3 Stone	3 1/8" (8cm)	-	-	-	0.134	-	-	-	-	-	-	-	-	7.46	-	14	-	-	-
Std Stone	3 1/8" (8cm)	-	-	-	0.418	-	-	-	-	-	-	-	-	2.39	-	182	-	-	-

Notes: **Special Order from standard colors - Lead time required.** This product is optimized for mechanical installation. Full bundles only. All measurements are nominal. Colors shown should be used only as a guide. Colors should always be chosen from actual samples.

Internal Use Only. ANC MI

ARTLINE™

ENDURACOLOR™



GRANITE



SIERRA



							Random Bundle Individual units cannot be sold separately
6 3/4" x 4 7/8" x 2 3/4" (16.9cm x 12.5cm x 7cm)	10 3/8" x 4 7/8" x 2 3/4" (26.25cm x 12.5cm x 7cm)	13 3/8" x 4 7/8" x 2 3/4" (33.75cm x 12.5cm x 7cm)	17 3/4" x 4 7/8" x 2 3/4" (45cm x 12.5cm x 7cm)	8 7/8" x 7 1/2" x 2 3/4" (22.5cm x 18.75cm x 7cm)	13 3/8" x 7 1/2" x 2 3/4" (33.75cm x 18.75cm x 7cm)	17 3/4" x 7 1/2" x 2 3/4" (45cm x 18.75cm x 7cm)	


Stones & Bundling	Unit	SqFt Per				Per Bundle		Soldier LnFt Per			Sailor LnFt per			Units Per			Lbs Per		
	Thickness	Bundle	Layer	Section	Stone	Layers	Sections	SqFt	Section	Bundle	SqFt	Section	Bundle	SqFt	Section	Bundle	Layer	Section	Bundle
Random Bundle:		93.25	11.66			8	-	-	-	-	0.483	-	192.9	2.06	-	192	373	-	2,986
A: 6-3/4" x 4-7/8"	2 3/4" (7cm)	-	-	-	0.227	-	-	-	-	-	0.410	-	17.7	4.40	-	32	-	-	-
B: 10-3/8" x 4-7/8"	2 3/4" (7cm)	-	-	-	0.353	-	-	-	-	-	0.410	-	27.6	2.83	-	32	-	-	-
C: 13-3/8" x 4-7/8"	2 3/4" (7cm)	-	-	-	0.454	-	-	-	-	-	0.410	-	35.4	2.20	-	32	-	-	-
D: 17-3/4" x 4-7/8"	2 3/4" (7cm)	-	-	-	0.605	-	-	-	-	-	0.410	-	47.2	1.65	-	32	-	-	-
E: 8-7/8" x 7-1/2"	2 3/4" (7cm)	-	-	-	0.454	-	-	-	-	-	0.615	-	23.6	2.20	-	32	-	-	-
F: 13-3/8" x 7-1/2"	2 3/4" (7cm)	-	-	-	0.681	-	-	-	-	-	0.615	-	17.7	1.47	-	16	-	-	-
G: 17-3/4" x 7-1/2"	2 3/4" (7cm)	-	-	-	0.908	-	-	-	-	-	0.615	-	23.6	1.10	-	16	-	-	-

Notes: Product sold at factory in full bundle quantities. All measurements are nominal. Colors shown should be used only as a guide. Colors should always be chosen from actual samples. **Textured surfaces require a buffer between the plate compactor and the paver surface to prevent scuffing. Read the Polymeric Sand advisory on page 44.**

Internal Use Only. ART ON


To create a one-of-a-kind custom look, Artline is also available in these three finishes:

IL CAMPO® FINISH



GRANITE BLEND
SPECIAL ORDER
MINIMUM QUANTITIES APPLY

SERIES™ FINISH



BLACK GRANITE
SPECIAL ORDER
MINIMUM QUANTITIES APPLY

UMBRIANO® FINISH



MIDNIGHT SKY
SPECIAL ORDER
MINIMUM QUANTITIES APPLY

FLAGSTONE



BAVARIAN



COPPERWOOD



FOSSIL
NEW FOR 2018



SIERRA

SMOOTH



BIRCH
NEW FOR 2018



FOSSIL
NEW FOR 2018



GRANITE BLEND
NEW FOR 2018



OPAL BLEND
NEW FOR 2018



OPAL BLEND
NEW FOR 2018
Available in 21" x 35"
only




STEEL GREY BLEND
NEW FOR 2018
Available in 21" x 35"
only



Random Bundle
Individual units cannot
be sold separately



XL UNIT
NEW FOR 2018
21 x 35 x 2 3/8"
53 x 88 x 6cm
SOLD SEPARATELY
Available in Opal Blend
and Steel Grey Blend only




Stones & Bundling	Unit Thickness	SqFt Per				Per Bundle		Soldier LnFt Per			Sailor LnFt per			Units Per			Lbs Per		
		Bundle	Layer	Section	Stone	Layers	Sections	SqFt	Section	Bundle	SqFt	Section	Bundle	SqFt	Section	Bundle	Layer	Section	Bundle
Random Bundle:		93.62	10.40			9	-	-	-	-	-	-	-	0.77	-	72	285	-	2,569
Large Rectangle	2 3/8" (6cm)	-	-	-	2.093	-	-	-	-	-	-	-	-	0.48	-	18	-	-	-
Small Rectangle	2 3/8" (6cm)	-	-	-	0.698	-	-	-	-	-	-	-	-	1.43	-	27	-	-	-
Square	2 3/8" (6cm)	-	-	-	1.395	-	-	-	-	-	-	-	-	0.72	-	27	-	-	-
XL Unit	2 3/8" (6cm)	91.87	10.21		5.104	9	2	1.75	15.75	31.5	2.917	26.25	52.5	0.035	9	18	290	-	2,606

Notes: Product sold at factory in full bundle quantities. Product is shipped on skids. All measurements are nominal. Colors shown should be used only as a guide. Colors should always be chosen from actual samples. Product is not intended for vehicular applications. Read the Polymeric Sand advisory on page 44. Textured surfaces require a buffer between the plate compactor and the paver surface to prevent scuffing.


Internal Use Only.BHF / BHS MI



ALMOND GROVE



GRANITE



SIERRA



LARGE RECTANGLE
21¼" x 14½" x 2⅜"
54cm x 36cm x 6cm

SQUARE
14½" x 14½" x 2⅜"
36cm x 36cm x 6cm

SMALL RECTANGLE
7⅞" x 14½" x 2⅜"
18cm x 36cm x 6cm

Random Bundle
Individual units cannot
be sold separately




	Unit	SqFt Per				Per Bundle		Soldier LnFt Per			Sailor LnFt per			Units Per			Lbs Per		
Stones & Bundling	Thickness	Bundle	Layer	Section	Stone	Layers	Sections	SqFt	Section	Bundle	SqFt	Section	Bundle	SqFt	Section	Bundle	Layer	Section	Bundle
Random Bundle		93.62	10.40			9	-	-	-	-	-	-	-	0.77	-	72	285	-	2,569
Large Rectangle	2⅜" (6cm)	-	-	-	2.093	-	-	-		-	-		-	0.48		18	-	-	-
Small Rectangle	2⅜" (6cm)	-	-	-	0.698	-	-	-		-	-		-	1.43		27	-	-	-
Square	2⅜" (6cm)	-	-	-	1.395	-	-	-		-	-		-	0.72		27	-	-	-


Notes: Product sold at factory in full bundle quantities. All measurements are nominal. Colors shown should be used only as a guide. Colors should always be chosen from actual samples. **Product is not intended for vehicular applications. Read the Polymeric Sand advisory on page 44.** **Textured surfaces require a buffer between the plate compactor and the paver surface to prevent scuffing.**

Internal Use Only. BRV MI

BRUSSELS BLOCK®




COFFEE CREEK




DESERT SAND



LIMESTONE



MAHOGANY ASH



SANDSTONE



XL STONE
8¼" x 13¼" x 2¼"
20.8cm x 34.8cm x 7cm

STANDARD STONE
6⅞" x 8¼" x 2¼"
17.3cm x 20.8cm x 7cm

HALF STONE
4⅞" x 6⅞" x 2¼"
10.4cm x 17.8cm x 7cm



	Unit	SqFt Per				Per Bundle		Soldier LnFt Per			Sailor LnFt per			Units Per			Lbs Per		
Stones & Bundling	Thickness	Bundle	Layer	Section	Stone	Layers	Sections	SqFt	Section	Bundle	SqFt	Section	Bundle	SqFt	Section	Bundle	Layer	Section	Bundle
Half	2¾" (7cm)	99.79	12.47	14.26	0.198	8	7	0.580	24.6	172.0	0.339	-	294.3	5.05	72	504	399	456	3,195
Standard	2¾" (7cm)	94.90	11.86	15.82	0.395	8	6	0.697	22.7	136.2	0.579	-	163.8	2.53	40	240	380	506	3,039
XL	2¾" (7cm)	95.66	9.57	31.89	0.797	10	3	1.168	27.3	81.9	0.698	-	137.0	1.25	40	120	306	1,021	3,063

Notes: Product sold at factory in full bundle quantities. Ask your Unilock dealer about purchasing lesser quantities as necessary. All measurements are nominal. Colors shown should be used only as a guide. Colors should always be chosen from actual samples.

Internal Use Only. BBK MI



BURGUNDY RED



BURNT CLAY



OLD OAK



BASALT



3 COLOR BLEND

Sold Separately/Blended on Site

STANDARD
2½" x 7⅞" x 2⅜"
6.5cm x 20cm x 6cm

TECHNICAL ADVANTAGES

Reala™ Surface Technology

Ultra-realistic textures cast from natural stone, brick and historic cobblestones.

Ultima™ Concrete Technology

This proprietary manufacturing process creates pavers and walls with up to four times the strength of poured concrete.



Stones & Bundling	Unit	SqFt Per				Per Bundle		Soldier LnFt Per			Sailor LnFt per			Units Per			Lbs Per		
	Thickness	Bundle	Layer	Section	Stone	Layers	Sections	SqFt	Section	Bundle	SqFt	Section	Bundle	SqFt	Section	Bundle	Layer	Section	Bundle
2.5" x 8"	2⅜" (6cm)	89.20	11.15		0.149	8	-	0.697	-	127.9	0.227	-	393.7	6.73	-	600	294	-	2,349

Notes: Product sold at factory in full bundle quantities on a returnable skid. All measurements are nominal. **Important:** Textured surfaces require a buffer between the plate compactor and the paver surface to prevent scuffing. **Read the Polymeric Sand advisory on page 44.** Contact Unilock for information.

Internal Use Only. COP ON

COURTSTONE®



BASALT




BELGIAN BLUE



DAWN MIST



PEBBLE TAUPE

BASALT/
BELGIAN BLUESold Separately/
Blended on SiteDAWN MIST/
PEBBLE TAUPESold Separately/
Blended on Site

TECHNICAL ADVANTAGES

Reala™ Surface Technology

Ultra-realistic textures cast from natural stone, brick and historic cobblestones.

Ultima™ Concrete Technology

This proprietary manufacturing process creates pavers and walls with up to four times the strength of poured concrete.




					Random Bundle Individual units cannot be sold separately
XL RECTANGLE 5⅞" x 8⅜" x 2⅜" 13cm x 21.5cm x 6cm	LARGE RECTANGLE 5⅞" x 7¼" x 2⅜" 13cm x 18.5cm x 6cm	RECTANGLE 5⅞" x 6½" x 2⅜" 13cm x 16.5cm x 6cm	SMALL RECTANGLE 5⅞" x 5¾" x 2⅜" 13cm x 14.5cm x 6cm	SQUARE 5⅞" x 5⅞" x 2⅜" 13cm x 13cm x 6cm	

Stones & Bundling	Unit	SqFt Per				Per Bundle		Soldier LnFt Per			Sailor LnFt per			Units Per			Lbs Per		
	Thickness	Bundle	Layer	Section	Stone	Layers	Sections	SqFt	Section	Bundle	SqFt	Section	Bundle	SqFt	Section	Bundle	Layer	Section	Bundle
Random Bundle		98.30	12.29			8	-	-	-	-	0.444	-	221.5	3.91	-	384	291	-	2,326
Large Rectangle	2⅜" (6cm)	-	-	-	0.259	-	-	-	-	-	0.427		38.8	3.86		64	-	-	-
Rectangle	2⅜" (6cm)	-	-	-	0.231	-	-	-	-	-	0.427		34.6	4.33		64	-	-	-
Small Rectangle	2⅜" (6cm)	-	-	-	0.203	-	-	-	-	-	0.427		30.4	4.93		64	-	-	-
Square	2⅜" (6cm)	-	-	-	0.182	-	-	-	-	-	0.427		27.3	5.50		64	-	-	-
XL Rectangle	2⅜" (6cm)	-	-	-	0.301	-	-	-	-	-	0.427		90.3	3.32		128	-	-	-

Notes: Product sold at factory in full bundle quantities on a returnable skid. All measurements are nominal. **Important:** Textured surfaces require a buffer between the plate compactor and the paver surface to prevent scuffing. **Read the Polymeric Sand advisory on page 44.** Contact Unilock for information. Colors shown should be used only as a guide. Colors should always be chosen from actual samples.


Internal Use Only. CRT ON



NATURAL



STANDARD
19¾" x 19¾" x 4"
50cm x 50cm x 10cm
SPECIAL ORDER



Stones & Bundling	Unit	SqFt Per				Per Bundle		Soldier LnFt Per			Sailor LnFt per			Units Per			Lbs Per		
	Thickness	Bundle	Layer	Section	Stone	Layers	Sections	SqFt	Section	Bundle	SqFt	Section	Bundle	SqFt	Section	Bundle	Layer	Section	Bundle
Standard	4" (10cm)	78.40	11.20		2.800	7	-	-	-	-	-	-	-	0.36	-	28	320	-	2,242

Notes: Sold in full bundles only. Product is shipped on skids. All measurements are nominal. Colors shown should be used only as a guide. Colors should always be chosen from actual samples.

Internal Use Only. DMT ON



STANDARD FINISH




STANDARD
10¼" x 10¼" x 3⅝"
26cm x 26cm x 8cm
SPECIAL ORDER


CUSTOM COLORS & FINISHES AVAILABLE



STANDARD FINISH



WASHED FINISH



BRUSHED FINISH



Stones & Bundling	Unit	SqFt Per				Per Bundle		Soldier LnFt Per			Sailor LnFt per			Units Per			Lbs Per		
	Thickness	Bundle	Layer	Section	Stone	Layers	Sections	SqFt	Section	Bundle	SqFt	Section	Bundle	SqFt	Section	Bundle	Layer	Section	Bundle
Standard	3⅝" (8cm)	64.33	9.19		0.511	7	-	-	-	-	-	-	-	1.96	-	126	336	-	2,353

Notes: **Special Order from standard colors - lead time required.** This product is optimized for mechanical installation. Product sold at factory in full bundle quantities. All measurements are nominal. Colors shown should be used only as a guide. Colors should always be chosen from actual samples.

Internal Use Only. EOP MI

ECO-PRIORA™ STANDARD & IL CAMPO® FINISH



ENDURACOLOR™



BEECHWOOD
STANDARD FINISH
(NOT ENDURACOLOR™)



STEEL GREY BLEND
IL CAMPO® FINISH
NEW FOR 2018




GRANITE BLEND
IL CAMPO® FINISH
NEW FOR 2018

CUSTOM COLORS &
FINISHES AVAILABLE



STANDARD FINISH



BRUSHED FINISH

STANDARD FINISH


IL CAMPO TEXTURE



RECTANGLE
5" x 10" x 3 1/8"
12cm x 24cm x 8cm



RECTANGLE
5" x 10" x 3 1/8"
12cm x 24cm x 8cm



Stones & Bundling	Unit	SqFt Per				Per Bundle		Soldier LnFt Per			Sailor LnFt per			Units Per			Lbs Per		
	Thickness	Bundle	Layer	Section	Stone	Layers	Sections	SqFt	Section	Bundle	SqFt	Section	Bundle	SqFt	Section	Bundle	Layer	Section	Bundle
10" x 10"	3 1/8" (8cm)	86.60	12.37		0.619	7	-	0.786	-	110.2	0.786	-	110.2	1.62	-	140	443	-	3,098
5" x 10"	3 1/8" (8cm)	74.60	10.66		0.304	7	-	0.773	-	96.5	0.387	-	192.9	3.28	-	245	360	-	2,518


Notes: *Special Order from standard colors- Lead time required. Product sold at factory in full bundle quantities. All measurements are nominal. The color Beechwood is not Enduracolor. Colors shown should be used only as a guide. Colors should always be chosen from actual samples.

Important: Textured surfaces require a buffer between the plate compactor and the paver surface to prevent scuffing. Specially graded aggregates must be used for the joints. Contact Unilock for information.

Internal Use Only. EPA ON

EUROPAVER®

ENDURACOLOR™



ALMOND GROVE



GRANITE BLEND



12" x 12" x 2 3/4"
30cm x 30cm x 7cm



6" x 12" x 2 3/4"
15cm x 30cm x 7cm



6" x 6" x 2 3/4"
15cm x 15cm x 7cm

Random Bundle
Individual units cannot
be sold separately



Stones & Bundling	Unit	SqFt Per				Per Bundle		Soldier LnFt Per			Sailor LnFt per			Units Per			Lbs Per		
	Thickness	Bundle	Layer	Section	Stone	Layers	Sections	SqFt	Section	Bundle	SqFt	Section	Bundle	SqFt	Section	Bundle	Layer	Section	Bundle
Random Bundle:		93.04	11.63			8	-	-	-	-	-	-	-	1.81	-	168	380	-	3,041
12" x 12"	2 3/4" (7cm)	-	-	-	0.969	-	-	-	-	-	-	-	-	1.03	-	56	-	-	-
6" x 12"	2 3/4" (7cm)	-	-	-	0.484	-	-	-	-	-	-	-	-	2.06	-	48	-	-	-
6" x 6"	2 3/4" (7cm)	-	-	-	0.242	-	-	-	-	-	-	-	-	4.13	-	64	-	-	-

Notes: Product is sold at factory in full bundle quantities. Ask your Unilock dealer about purchasing lesser quantities as necessary. All measurements are nominal. Colors shown should be used only as a guide. Colors should always be chosen from actual samples. **Read the Polymeric Sand advisory on page 44.** Textured surfaces require a buffer between the plate compactor and the paver surface to prevent scuffing.

Internal Use Only. EUP MI

HOLLANDSTONE™ / DOUBLE HOLLAND™



BEECHWOOD



RUSTIC RED **



SANDSTONE



ST. CLAIR



TERRA COTTA **



HOLLANDSTONE
4" x 8" x 2 3/8"
10cm x 20cm x 6cm



DOUBLE HOLLAND
8" x 8" x 2 3/8"
20cm x 20cm x 6cm




Stones & Bundling	Unit	SqFt Per				Per Bundle		Soldier LnFt Per			Sailor LnFt per			Units Per			Lbs Per		
	Thickness	Bundle	Layer	Section	Stone	Layers	Sections	SqFt	Section	Bundle	SqFt	Section	Bundle	SqFt	Section	Bundle	Layer	Section	Bundle
Michigan Manufacturing																			
8" x 8"	2 3/8" (6cm)	94.30	10.48	15.72	0.437	9	6	0.665	23.6	141.7	0.665	-	141.7	2.29	36	216	294	442	2,650
4" x 8"	2 3/8" (6cm)	106.40	11.82	17.73	0.219	9	6	0.667	26.6	159.4	0.334	-	318.9	4.57	81	486	324	487	2,920
4" x 8"	3 1/8" (8cm)	82.50	11.79	13.75	0.218	7	6	0.665	20.7	124.0	0.333	-	248.0	4.58	63	378	426	497	2,985
Ontario Manufacturing																			
4" x 8"	2 3/8" (6cm)	109.26	-	21.85	-	-	5	-	-	-	-	-	-	4.58	100	500	-	600	2,999

Colors shown should be used only as a guide. Colors should always be chosen from actual samples. Hollandstone is available in all listed colors. Double Hollandstone is available in marked colors (**). Notes: Hollandstone and Double Holland are all dimensionally compatible. 3 1/8" (8cm) product produced on a job lot basis. Minimum quantities apply. Contact your territory manager. See terms and conditions of sale. Product sold at factory in full bundle quantities. Ask your Unilock dealer about purchasing lesser quantities as necessary. All measurements are nominal.

Internal Use Only. HOL MI/ON

HOLLAND PREMIER™

NEW FOR 2018 **ENDURACOLOR™**



CHARCOAL
NEW FOR 2018



GRANITE
NEW FOR 2018



FOSSIL
NEW FOR 2018



HOLLAND PREMIER
4" x 8" x 2 3/8"
10cm x 20cm x 6cm



Stones & Bundling	Unit	SqFt Per				Per Bundle		Soldier LnFt Per			Sailor LnFt per			Units Per			Lbs Per		
	Thickness	Bundle	Layer	Section	Stone	Layers	Sections	SqFt	Section	Bundle	SqFt	Section	Bundle	SqFt	Section	Bundle	Layer	Section	Bundle
4" x 8"	2 3/8" (6cm)	106.40	11.82	17.73	0.219	9	6	0.667	26.57	159.4	0.334	53.15	318.9	4.57	81	486	309	463	2,766

Notes: *Sold in full bundles only. Read the Polymeric Sand advisory on page 44. Important: Textured surfaces require a buffer between the plate compactor and the paver surface to prevent scuffing. All measurements are nominal.

Internal Use Only. HPR MI




COFFEE CREEK*
SPECIAL ORDER



HERITAGE BROWN




DARK CHARCOAL**
4"X8" AND 6"X8" ONLY



GRANITE BLEND
AVAILABLE IN
ARTLINE® SIZES

SPECIAL ORDER
MINIMUM QUANTITIES
APPLY

See page 2 for
more information.



GRANITE BLEND
AVAILABLE IN
PROMENADE® SIZES

SPECIAL ORDER
MINIMUM QUANTITIES
APPLY

See page 13 for
more information.



12" x 12" x 2 3/4"
30cm x 30cm x 7cm



6 x 12 x 2 3/4"
15cm x 30cm x 7cm



6" x 8" x 2 3/4"
15cm x 20cm x 7cm



4 x 8 x 2 3/4"
10cm x 20cm x 7cm



6" x 8" x 2 3/4"
15cm x 20cm x 7cm



6" x 6" x 2 3/4"
15cm x 15cm x 7cm



4" x 6" x 2 3/4"
10cm x 15cm x 7cm

Random Bundle
Individual units cannot
be sold separately

Stones & Bundling	Unit Thickness	SqFt Per				Per Bundle		Soldier LnFt Per			Sailor LnFt per			Units Per			Lbs Per		
		Bundle	Layer	Section	Stone	Layers	Sections	SqFt	Section	Bundle	SqFt	Section	Bundle	SqFt	Section	Bundle	Layer	Section	Bundle
12"x12"	2 3/4" (7cm)	93.04	11.63	23.26	0.969	8	4	0.985	23.6	94.5	0.985	-	94.5	1.03	24	96	373	745	2,980
6"x12"	2 3/4" (7cm)	93.04	11.63	23.26	0.485	8	4	0.985	23.6	94.5	-	-	-	2.06	48	192	382	764	3,056
4"x8"	2 3/4" (7cm)	106.11	11.79	17.69	0.218	9	6	0.655	27.0	162.0	-	-	-	4.58	81	486	336	503	3,019
6"x8"	2 3/4" (7cm)	93.00	11.63	15.50	0.323	8	6	0.656	23.6	141.7	0.492	-	189.0	3.10	48	288	392	523	3,139
Random Bundle		89.12	11.14			8	-	0.574	-	155.2	0.464	-	192.1	3.78	-	337	376	-	3,008
4" x 6"	2 3/4" (7cm)	-	-	-	0.161	-	-	0.492		21.3	0.328		32.0	6.19		65	-	-	-
6" x 6"	2 3/4" (7cm)	-	-	-	0.242	-	-	0.492		55.1	0.492		55.1	4.13		112	-	-	-
6" x 8"	2 3/4" (7cm)	-	-	-	0.323	-	-	0.656		78.7	0.492		105.0	3.10		160	-	-	-

Notes: *Coffee Creek requires lead time and is sold at factory in full bundle quantities only. ** Dark Charcoal is only available in 4" x 8" and 6" x 8" rectangles. Lead time required. Random bundle is sold in full bundles only. Minimum quantities apply. Can be mechanically installed. All measurements are nominal. Colors shown should be used only as a guide. Colors should always be chosen from actual samples.

Important: Textured surfaces require a buffer between the plate compactor and the paver surface to prevent scuffing. Read the Polymeric Sand advisory on page 44. Contact Unilock for information.

Internal Use Only. ILC ON/CH

MATTONI

NEW FOR 2018 ENDURACOLOR™



DARK CHARCOAL



SABLE BLEND



COCOA BROWN



2 1/4" x 9 1/2" x 2 3/4"
6cm x 24cm x 7cm




Stones & Bundling	Unit Thickness	SqFt Per				Per Bundle		Soldier LnFt Per			Sailor LnFt per			Units Per			Lbs Per		
		Bundle	Layer	Section	Stone	Layers	Sections	SqFt	Section	Bundle	SqFt	Section	Bundle	SqFt	Section	Bundle	Layer	Section	Bundle
2.25"x9.25"	2 3/4" (7cm)	89.28	11.16	-	0.155	8	-	0.787	-	113.4	0.197	-	453.5	6.45	-	576	357	-	2,859

Notes: Sold in full bundles only. Product is shipped on skids. All measurements are nominal. Read the Polymeric Sand advisory on page 44. **Important:** Textured surfaces require a buffer between the plate compactor and the paver surface to prevent scuffing. Contact Unilock for information.


NATURAL STONE



INDIAN COAST
SANDSTONE



STONE CLIFF GREY
SANDSTONE



BLACK RIVER
LIMESTONE



12" x 24" x 7/8"
30cm x 60cm
x 2.2cm



18" x 24" x 7/8"
45cm x 60cm
x 2.2cm



24" x 24" x 7/8"
60cm x 60cm
x 2.2cm



24" x 36" x 7/8"
60cm x 90cm
x 2.2cm



Sandstone and Limestone Slab Data

Stones & Bundling	Unit Thickness	SqFt/ Crate	SqFt/ Stone	Units/ SqFt	Units/ Crates	Lbs/ Unit	Lbs/ Crate
12" x 24"	0.87" (2.2cm)	180	2	0.5161	90	23.13	2149
18" x 24"	0.87" (2.2cm)	186	3	0.3441	62	34.71	2,152
24" x 24"	0.87" (2.2cm)	160	4	0.2581	40	46.28	1,851
24" x 36"	0.87" (2.2cm)	180	6	0.1720	30	69.40	2,082



Natural Edge and Fullnose Coping are available in the 2 Sandstone Colors - Indian Coast & Stone Cliff Grey, and in Limestone Black River.

All 4 edges of coping are rockfaced.

Fullnose Coping Data

Stones & Bundling	Unit Thickness	Face Ft/ Crate	Linear Ft/ Crate	Linear Ft/ Unit	Units/ Crates	Lbs/ Unit	Lbs/ Crate
12" x 48"	2" (5cm)	-	80	4	20	105.82	2,116


Natural Edge Coping Data

Stones & Bundling	Unit Thickness	Face Ft/ Crate	Linear Ft/ Crate	Linear Ft/ Unit	Units/ Crates	Lbs/ Unit	Lbs/ Crate
12" x 48"	2" (5cm)	-	80	4	20	105.82	2,116

PORCELAIN TILE



TRAVSTONE BEIGE



TRAVSTONE NOCE



GOTHAM NERO



GOTHAM BEIGE



GOTHAM GREY




EPOKAL BEIGE
SCURO*



EPOKAL GREY*



EPOKAL BEIGE*



24" x 24" x 3/4"
60cm x 60cm x 2cm



16" x 32" x 3/4"
60cm x 60cm x 2cm
* EPOKAL ONLY

Stones & Bundling	Unit Thickness	SqFt/ Unit	SqFt/ Box	Boxes/ Pallet	Units/ Box	SqFt/ Pallet	Lbs/ SqFt	Units/ Pallet	Lbs/ Box	Lbs/ Pallet
DelConca USA										
24" x 24" (60cm x 60cm):										
Travestone Beige & Noce	.75" (2cm)	3.875	-	-	-	255.75	9.23	66	-	2,360
Gotham Beige, Grey & Nero	.75" (2cm)	3.875	-	-	-	255.75	9.23	66	-	2,360
DelConca Italy										
16" x 32" (40cm x 60cm):										
Epokal Beige Scuro, Grey & Beige	.75" (2cm)	3.445	6.89	24	2	165.36	9.04	48	62.3	1,541

Notes: Refer to metric measurements; all imperial measurements are nominal. **Product is sold in full boxes only. For pedestal applications, please contact your Unilock Territory Manager.**

OLDE GREENWICH COBBLE®



BEECHWOOD



TERRA COTTA



SMALL RECTANGLE
2⅝" x 4¾" x 2⅝"
6cm x 12cm x 6cm



SQUARE
4¾" x 4¾" x 2⅝"
12cm x 12cm x 6cm

Square Bundle
Individual units cannot
be sold separately



MEDIUM RECTANGLE
4¾" x 7" x 2⅝"
12cm x 18cm x 6cm



Stones & Bundling	Unit Thickness	SqFt Per				Per Bundle		Soldier LnFt Per			Sailor LnFt per			Units Per			Lbs Per		
		Bundle	Layer	Section	Stone	Layers	Sections	SqFt	Section	Bundle	SqFt	Section	Bundle	SqFt	Section	Bundle	Layer	Section	Bundle
Rectangle	2⅝" (6cm)	78.10	9.76		0.232	8	-	0.590	-	132.3	0.394	-	198.4	4.30	-	336	273	-	2,186
Random Bundle		77.90	9.74			8	-	0.393	-	198.4	0.344	-	226.8	7.39	-	576	273	-	2,183
Small Rectangle	2⅝" (6cm)	-	-	-	0.078	-	-	0.394		28.3	0.197		56.7	12.90		144	-	-	-
Square	2⅝" (6cm)	-	-	-	0.155	-	-	0.394		170.1	0.394		170.1	6.45		432	-	-	-

Notes: Product sold at factory in full bundle quantities. All measurements are nominal. Textured surfaces require a buffer between the plate compactor and the paver surface to prevent scuffing. Colors shown should be used only as a guide. Colors should always be chosen from actual samples. Contact your Unilock representative for additional information.


Internal Use Only. OGC MI

OPTILOC®


CUSTOM COLORS & FINISHES AVAILABLE



STANDARD FINISH



WASHED FINISH



BRUSHED FINISH



STANDARD
10¼" x 10¼" x 3⅝"
26cm x 26cm x 8cm
SPECIAL ORDER



Stones & Bundling	Unit Thickness	SqFt Per				Per Bundle		Soldier LnFt Per			Sailor LnFt per			Units Per			Lbs Per		
		Bundle	Layer	Section	Stone	Layers	Sections	SqFt	Section	Bundle	SqFt	Section	Bundle	SqFt	Section	Bundle	Layer	Section	Bundle
Standard	3⅝" (8cm)	67.66	9.67		0.537	7	-	-	-		-	-	-	1.86	-	126	361	-	2,525

Notes: **Special Order from standard colors** - Lead time required. Colors shown should be used only as a guide. Colors should always be chosen from actual samples. This product is optimized for mechanical installation. Full bundles only. Minimum quantities may apply. 126 units per bundle is made up of 119 whole units, 7⅓ units and 7⅓ units. All measurements are nominal.

Internal Use only. OPT MI

PROMENADE® PLANK PAVER

ENDURACOLOR®



OPAL



STEEL GREY



GRANITE BLEND
IL CAMPO® FINISH
SPECIAL ORDER



BLACK GRANITE
SERIES™ FINISH
SPECIAL ORDER

ENDURACOLOR®
PLUS ARCHITECTURAL FINISHES



8" x 24" x 4"
(20cm x 60cm x 10cm)
Special Order - Lead
Time Reuquired



4" x 16" x 4"
(10cm x 40cm x 10cm)



4" x 12" x 4"
(10cm x 30cm x 10cm)
Special Order - Lead
Time Reuquired



Stones & Bundling	Unit	SqFt Per				Per Bundle		Soldier LnFt Per			Sailor LnFt per			Units Per			Lbs Per		
	Thickness	Bundle	Layer	Section	Stone	Layers	Sections	SqFt	Section	Bundle	SqFt	Section	Bundle	SqFt	Section	Bundle	Layer	Section	Bundle
Series 3000 Finish - Georgetown Manufacturing/All other colors/finishes - Pickering Manufacturing																			
8" x 24"	4" (10cm)	51.67	10.33		1.292	5	-	-	-		-	-	-	0.77	-	40	478	-	2,391
4" x 16"	4" (10cm)	51.67	10.33		0.431	5	-	-	-		-	-	-	2.32	-	120	488	-	2,440
4" x 12"	4" (10cm)	58.13	11.63		0.333	5	-	-	-		-	-	-	3.00	-	180	532	-	2,659

Notes: Sold in full bundles only on a refundable skid. **Important:** A urethane rubber paver mat must be used to prevent scuffing. Read the Polymeric Sand advisory on page 44. See your Unilock Sales Representative for choices of colors and finishes to complement your design requirements. All measurements are nominal.


Internal Use Only. PMD ON

RICHCLIFF®


ENDURACOLOR®
PLUS ARCHITECTURAL FINISHES



DAWN MIST



PEBBLE TAUPE



DAWN MIST/PEBBLE
TAUPE
Sold Separately/
Blended on Site


TECHNICAL ADVANTAGES




Reala™ Surface Technology

Ultra-realistic textures cast from natural stone, brick and historic cobblestones.

Ultima™ Concrete Technology

This proprietary manufacturing process creates pavers and walls with up to four times the strength of poured concrete.



		
LARGE RECTANGLE 12" x 9" x 2 3/8" 30cm x 22.6cm x 6cm	SQUARE 9" x 9" x 2 3/8" 22.6cm x 22.6cm x 6cm	SMALL RECTANGLE 6" x 9" x 2 3/8" 15cm x 22.6cm x 6cm

Random Bundle
Individual units cannot
be sold separately

Stones & Bundling	Unit	SqFt Per				Per Bundle		Soldier LnFt Per			Sailor LnFt per			Units Per			Lbs Per		
	Thickness	Bundle	Layer	Section	Stone	Layers	Sections	SqFt	Section	Bundle	SqFt	Section	Bundle	SqFt	Section	Bundle	Layer	Section	Bundle
Random Bundle		90.30	11.29		0.564	8	-	-	-	-	0.673	-	134.2	1.77	-	160	309	-	2,472
Large Rectangle	2 3/8" (6cm)	-	-	-	0.730	-	-	-	-	-	-	-	-	1.37	-	64	-	-	-
Small Rectangle	2 3/8" (6cm)	-	-	-	0.365	-	-	-	-	-	-	-	-	2.74	-	64	-	-	-
Square	2 3/8" (6cm)	-	-	-	0.550	-	-	-	-	-	-	-	-	1.82	-	32	-	-	-

Notes: Product sold at factory in full bundle quantities on a returnable skid. All measurements are nominal. Colors shown should be used only as a guide. Colors should always be chosen from actual samples. **Important:** Textured surfaces require a buffer between the plate compactor and the paver surface to prevent scuffing. Read the Polymeric Sand advisory on page 44. Contact Unilock for information.

Internal Use Only. RIC ON



BLUESTONE
While supplies last




CANYON
While supplies last

TECHNICAL ADVANTAGES

Reala™ Surface Technology

Ultra-realistic textures cast from natural stone, brick and historic cobblestones.



24" x 24" x 1 3/4"
60cm x 60cm x 4.5cm



18" x 24" x 1 3/4"
45cm x 60cm x 4.5cm
SPECIAL ORDER



12" x 24" x 1 3/4"
30cm x 60cm x 4.5cm


**Rivenstone is available
while supplies last**




Stones & Bundling	Unit	SqFt Per				Per Bundle		Soldier LnFt Per			Sailor LnFt per			Units Per			Lbs Per		
	Thickness	Bundle	Layer	Section	Stone	Layers	Sections	SqFt	Section	Bundle	SqFt	Section	Bundle	SqFt	Section	Bundle	Layer	Section	Bundle
12"x24"	1 3/4" (4.5cm)	36.00	6.00		2.000	6	-	2.032	-	17.7	1.016	-	35.4	0.50	-	18	117	-	700
18"x24"	1 3/4" (4.5cm)	54.00	6.00		3.000	9	-	2.032	-	26.6	1.524	-	35.4	0.33	-	18	115	-	1,038
24"x24"	1 3/4" (4.5cm)	72.00	8.00		4.000	9	-	2.032	-	35.4	2.032	-	35.4	0.25	-	18	150	-	1,353

Notes: Flagstones are packaged on a specially designed refundable skid. Product sold at factory in full bundle quantities. Colors shown should be used only as a guide. Colors should always be chosen from actual samples. Do not use a vibratory plate compactor for the final surface compaction. **Product is not intended for vehicular applications.** All measurements are nominal.


Internal Use Only. RIV CH



CASTANO
SPECIAL ORDER



CREMA
SPECIAL ORDER



NUVOLA
SPECIAL ORDER

PRODUCT TECHNOLOGY

EasyClean™ Stain Resistance - CF 100

An integral surface protection that allows for easier cleanup of spills when they happen, and before a stain can develop.



LARGE SQUARE
16" x 16" x 2 3/4"
41.6cm x 41.6cm x 7cm



RECTANGLE
8" x 16" x 2 3/4"
20.8cm x 41.6cm x 7cm



SQUARE
8" x 8" x 2 3/4"
20.8cm x 20.8cm x 7cm



Stones & Bundling	Unit	SqFt Per				Per Bundle		Soldier LnFt Per			Sailor LnFt per			Units Per			Lbs Per		
	Thickness	Bundle	Layer	Section	Stone	Layers	Sections	SqFt	Section	Bundle	SqFt	Section	Bundle	SqFt	Section	Bundle	Layer	Section	Bundle
16"x16"	2 3/4" (7cm)	82.67	10.33		1.722	8	-	-	-		-	-	-	0.58	-	48	331	-	2,647
8"x16"	2 3/4" (7cm)	82.67	10.33	13.78	0.861	8	6	1.262	10.9	65.5	0.656	-	126.0	1.16	16	96	331	441	2,647
8"x8"	2 3/4" (7cm)	82.67	10.33	13.78	0.431	8	6	0.631	21.8	131.0	0.631	-	131.0	2.32	32	192	331	441	2,647

Notes: Product sold at factory in full bundle quantities. Product is shipped on skids. Colors shown should be used only as a guide. Colors should always be chosen from actual samples. All measurements are nominal. Important: Textured surfaces require a buffer between the plate compactor and the paver surface to prevent scuffing. **Read the Polymeric Sand advisory on page 44.**


Internal Use Only. SZO ON




BLACK GRANITE
Stock Color



ICE GREY
SPECIAL ORDER



MOUNTAIN MIST
SPECIAL ORDER



12" x 12" x 2 3/4"
30cm x 30cm x 7cm
While supplies last



6" x 12" x 2 3/4"
15cm x 30cm x 7cm
While supplies last



6" x 6" x 2 3/4"
15cm x 15cm x 7cm
While supplies last




4" x 8" x 2 3/4"
10cm x 20cm x 7cm & 8cm
Available only in Black Granite


Stones & Bundling	Unit	SqFt Per				Per Bundle		Soldier LnFt Per			Sailor LnFt per			Units Per			Lbs Per		
	Thickness	Bundle	Layer	Section	Stone	Layers	Sections	SqFt	Section	Bundle	SqFt	Section	Bundle	SqFt	Section	Bundle	Layer	Section	Bundle
12"x12"	2 3/4" (7cm)	93.04	11.63	23.26	0.969	8	4	0.985	23.6	94.5	0.985	-	94.5	1.03	24	96	393	785	3,140
4"x8"	2 3/4" (7cm)	94.56	11.82	15.76	0.219	8	6	0.667	23.6	141.7	0.334	-	283.5	4.57	72	432	399	532	3,191
6"x12"	2 3/4" (7cm)	93.04	11.63	23.26	0.485	8	4	0.985	23.6	94.5	0.492	-	189.0	2.06	48	192	393	785	3,140
6"x6"	2 3/4" (7cm)	93.00	11.63	11.63	0.242	8	8	0.492	23.6	189.0	0.492	-	189.0	4.13	48	384	372	372	2,978

Notes: Custom colors and finishes available. Colors shown should be used only as a guide. Colors should always be chosen from actual samples. Minimum quantities apply. See terms and conditions of sale. All measurements are nominal. Important: Textured surfaces require a buffer between the plate compactor and the paver surface to prevent scuffing. [Read the Polymeric Sand advisory on page 44.](#) Contact Unilock for information.


Internal Use Only. S3K ON



BIRCH
NEW FOR 2018



BAVARIAN



SIERRA



LARGE RECTANGLE
13¾" x 16½" x 2¾"
(35cm x 42cm x 7cm)



MEDIUM RECTANGLE
13¾" x 8¾" x 2¾"
(35cm x 21cm x 7cm)



SMALL RECTANGLE
6⅞" x 8¾" x 2¾"
(17.3cm x 21cm x 7cm)

Random Bundle
Individual units cannot
be sold separately




Stones & Bundling	Unit Thickness	SqFt Per				Per Bundle		Soldier LnFt Per			Sailor LnFt per			Units Per			Lbs Per		
		Bundle	Layer	Section	Stone	Layers	Sections	SqFt	Section	Bundle	SqFt	Section	Bundle	SqFt	Section	Bundle	Layer	Section	Bundle
Random Bundle		88.61	11.08			8	-	-	-	-	-	-	-	1.08	-	96	355	-	2,837
Large Rectangle	2¾" (7cm)	-	-	-	1.582	-	-	-	-	-	-	-	-	0.63	-	32	-	-	-
Medium Rectangle	2¾" (7cm)	-	-	-	0.791	-	-	-	-	-	-	-	-	1.26	-	32	-	-	-
Small Rectangle	2¾" (7cm)	-	-	-	0.392	-	-	-	-	-	-	-	-	2.55	-	32	-	-	-

Notes: Product designed to be a permeable paver. Product sold at factory in full bundle quantities. Colors shown should be used only as a guide. Colors should always be chosen from actual samples. Contact Unilock for information. All measurements are nominal. **Important:** A urethane rubber paver mat must be used to prevent scuffing. [Read the Polymeric Sand advisory on page 44.](#)


Internal Use Only. THB ON



BURGUNDY RED



BURNT CLAY



OLD OAK



3 COLOR BLEND
Sold Separately/
Blended on Site



BASALT



STANDARD
1" x 9¾" x 2¾"
0cm x 25cm x 7cm


TECHNICAL ADVANTAGES

Reala™ Surface Technology

Ultra-realistic textures cast from natural stone, brick and historic cobblestones.

Ultima™ Concrete Technology

This proprietary manufacturing process creates pavers and walls with up to four times the strength of poured concrete.



Stones & Bundling	Unit Thickness	SqFt Per				Per Bundle		Soldier LnFt Per			Sailor LnFt per			Units Per			Lbs Per		
		Bundle	Layer	Section	Stone	Layers	Sections	SqFt	Section	Bundle	SqFt	Section	Bundle	SqFt	Section	Bundle	Layer	Section	Bundle
Rectangle	2¾" (7cm)	88.41	11.05		0.276	8	-	0.842	-	105.0	0.337	-	262.5	3.62	-	320	361	-	2,888

Notes: Product sold at factory in full bundle quantities. Colors shown should be used only as a guide. Colors should always be chosen from actual samples. All measurements are nominal. **Important:** Textured surfaces require a buffer between the plate compactor and the paver surface to prevent scuffing. [Read the Polymeric Sand advisory on page 44.](#) Contact Unilock for information.

Internal Use Only. TWH ON



COBALT GREY
NEW FOR 2018



PEPPERED GRANITE



LARGE RECTANGLE
5½" x 12" x 2¾"
(13cm x 30.5cm x 7cm)




RECTANGLE
5½" x 9" x 2¾"
(13cm x 23cm x 7cm)



SMALL RECTANGLE
5½" x 7" x 2¾"
(13cm x 17.5cm x 7cm)

Random Bundle
Individual units cannot
be sold separately



Stones & Bundling	Unit	SqFt Per				Per Bundle		Soldier LnFt Per			Sailor LnFt per			Units Per			Lbs Per		
	Thickness	Bundle	Layer	Section	Stone	Layers	Sections	SqFt	Section	Bundle	SqFt	Section	Bundle	SqFt	Section	Bundle	Layer	Section	Bundle
Random Bundle		97.53	12.19			8	-	-	-	129.7	-	-	-	-	-	304	398	-	3,186
Large Rectangle	2¾" (7cm)	-	-	-	0.427	-	-	1.001		37.5	-		-	2.34		88	-	-	-
Rectangle	2¾" (7cm)	-	-	-	0.322	-	-	0.755		37.5	-		-	3.11		88	-	-	-
Small Rectangle	2¾" (7cm)	-	-	-	0.245	-	-	0.574		54.6	-		-	4.08		128	-	-	-

Notes: **Sold in full bundles only.** All measurements are nominal. **Important:** Textured surfaces require a buffer between the plate compactor and the paver surface to prevent scuffing. **Read the Polymeric Sand advisory on page 44.** Contact Unilock for information.

Internal Use Only. TRC NY



NATURAL
SPECIAL ORDER



STANDARD
16" x 24" x 3⅞"
40cm x 60cm x 8cm
SPECIAL ORDER



Stones & Bundling	Unit	SqFt Per				Per Bundle		Soldier LnFt Per			Sailor LnFt per			Units Per			Lbs Per		
	Thickness	Bundle	Layer	Section	Stone	Layers	Sections	SqFt	Section	Bundle	SqFt	Section	Bundle	SqFt	Section	Bundle	Layer	Section	Bundle
16" x 24"	3⅞" (8cm)	80.00	10.00		2,500	8	-	-	-		-	-	-	0.40	-	32	247	-	1,975

Notes: Product sold at factory in full bundle quantities. Colors shown should be used only as a guide. Colors should always be chosen from actual samples. All measurements are nominal.


Internal Use Only. TFS MI



FRENCH GREY
NEW FOR 2018



MIDNIGHT SKY



WINTER MARVEL



SUMMER WHEAT



MIDNIGHT SKY
ARTLINE SIZE


TECHNICAL ADVANTAGES

EasyClean™ Stain Resistance - CF 90

An integral surface protection that allows for easier cleanup of spills when they happen, and before a stain can develop.

ColorFusion™ Technology

A proprietary technology that disperses color randomly for a natural, granite-like appearance.



24" x 24" x 2¾"
60cm x 60cm x 7cm



12" x 24" x 2¾"
30cm x 60cm x 7cm



16" x 16" x 2¾"
40cm x 40cm x 7cm



8" x 16" x 2¾"
20cm x 40cm x 7cm



8" x 8" x 2¾"
20cm x 20cm x 7cm
While quantities last



LARGE RECTANGLE
21" x 14" x 2⅝"
52.5cm x 35cm x 6cm




SQUARE
14" x 14" x 2⅝"
35cm x 35cm x 6cm



SMALL RECTANGLE
7" x 14" x 2⅝"
17.5cm x 35cm x 6cm

Random Bundle
Individual units cannot
be sold separately



	Unit	SqFt Per				Per Bundle		Soldier LnFt Per			Sailor LnFt per			Units Per			Lbs Per		
Stones & Bundling	Thickness	Bundle	Layer	Section	Stone	Layers	Sections	SqFt	Section	Bundle	SqFt	Section	Bundle	SqFt	Section	Bundle	Layer	Section	Bundle
Random Bundle:		94.20	10.47		1.308	9	-	-	-	-	-	-	-	0.76	-	72	287	-	2,584
Large Rectangle	2⅝" (6cm)	-	-	-	1.978	-	-	-	-	-	-	-	-	0.51	-	18	-	-	-
Small Rectangle	2⅝" (6cm)	-	-	-	0.659	-	-	-	-	-	-	-	-	1.52	-	27	-	-	-
Square	2⅝" (6cm)	-	-	-	1.319	-	-	-	-	-	-	-	-	0.76	-	27	-	-	-
12" x 24"	2¾" (7cm)	93.00	11.63		1.938	8	-	1.969	-	47.2	0.984	-	94.5	0.52	-	48	393	-	3,142
16 x 16"	2¾" (7cm)	82.67	10.33		1.722	8	-	1.312	-	63.0	1.312	-	63.0	0.58	-	48	350	-	2,797
24" x 24"	2¾" (7cm)	62.00	7.75		3.875	8	-	1.969	-	31.5	1.969	-	31.5	0.26	-	16	258	-	2,062
8" x 16"	2¾" (7cm)	82.67	10.33		0.861	8	-	1.312	-	63.0	0.656	-	126.0	1.16	-	96	343	-	2,746
8" x 8"	2¾" (7cm)	82.67	10.33		0.431	8	-	0.656	-	126.0	0.656	-	126.0	2.32	-	192	331	-	2,647

Notes: 24" x 24" and 12" x 24" product are not intended for vehicular applications. All measurements are nominal. Product is not sectionable. Sold on a refundable skid. **Important:** A urethane rubber paver mat must be used to prevent scuffing. Read the Polymeric Sand advisory on page 44. Contact Unilock for information.


Internal Use Only. UMB ON




STANDARD FINISH



STANDARD FINISH



WASHED FINISH



BRUSHED FINISH

CUSTOM COLORS & FINISHES AVAILABLE



UNI ECO-STONE
4½" x 9" x 3½"
11.5cm x 23cm x 8cm
SPECIAL ORDER




Stones & Bundling	Unit	SqFt Per				Per Bundle		Soldier LnFt Per			Sailor LnFt per			Units Per			Lbs Per		
	Thickness	Bundle	Layer	Section	Stone	Layers	Sections	SqFt	Section	Bundle	SqFt	Section	Bundle	SqFt	Section	Bundle	Layer	Section	Bundle
Standard	3½" (8cm)	67.00	9.57		0.273	7	-	-	-	-	-	-	-	3.66	-	245	349	-	2,445

Colors: **Special Order from standard colors - Lead time required.** Colors shown should be used only as a guide. Colors should always be chosen from actual samples. Notes: This product is optimized for mechanical installation. Product sold at factory in full bundle quantities. All measurements are nominal.

Internal Use Only. UES MI

UNIGRANITE®



DARK CHARCOAL



SMALL SQUARE
4" x 4" x 2¾"
10cm x 10cm x 7cm

Unigranite is available
while supplies last



Stones & Bundling	Unit	SqFt Per				Per Bundle		Soldier LnFt Per			Sailor LnFt per			Units Per			Lbs Per		
	Thickness	Bundle	Layer	Section	Stone	Layers	Sections	SqFt	Section	Bundle	SqFt	Section	Bundle	SqFt	Section	Bundle	Layer	Section	Bundle
4"x4" (after splitting)	2¾" (7cm)	110.70	15.81	13.84	0.110	7	8	0.335	41.3	330.2	0.335	-	330.2	9.09	126	1,006	506	443	3,545
6"x6" (after splitting)	2¾" (7cm)	96.60	19.32	12.08	0.250	5	8	0.508	23.8	190.2	0.508	-	190.2	4.00	48	386	619	387	3,094

Notes: *After splitting. Dimensions may vary up to ¼" due to the unique manufacturing method. Colors shown should be used only as a guide. Colors should always be chosen from actual samples. **Read the Polymeric Sand advisory on page 44.** All measurements are nominal.

Internal Use Only. UGT ON

BRUSSELS DIMENSIONAL SYSTEM™



COFFEE CREEK



DESERT SAND



LIMESTONE



MAHOGANY ASH



SANDSTONE



STANDARD/CORNER
4" x 8" x 12"
30cm x 10cm x 20cm



COPING
12" (9") x 3" x 12"
30.5cm (22.9cm) x 7.6cm x 30.5cm



9" UNIT
9" (6") x 4" x 8"
22.9cm(15.2cm) x 10cm x 20cm



12" UNIT
12" (9") x 4" x 8"
30cm(22.5cm) x 10cm x 20cm



15" UNIT
15" (12") x 4" x 8"
37.5cm(30cm) x 10cm x 20cm

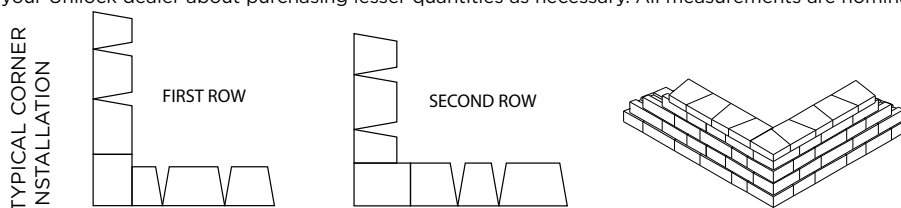
Wall Bundle
Individual units cannot
be sold separately



Stones & Bundling	Face Feet Per		Linear Feet Per		Units Per		Per Bundle		Lbs Per	
	Bundle	Unit	Bundle	Unit	Bundle	Face Feet	Layers	Sections	Unit	Bundle
Coping	24.00	0.250	81.00	0.844	96	4.00	8	4	30	2,902
Corner	32.00	0.333	96.00	1.000	96	3.00	6	4	30	3,020
Wall Tapered	30.00		88.95		90		5		27	2,462
09" Unit	7.50	0.250	22.53	0.751	30	4.00				
12" Unit	9.90	0.330	29.52	0.984	30	3.03				
15" Unit	12.60	0.420	36.90	1.230	30	2.38				

Notes: Colors shown should be used only as a guide. Colors should always be chosen from actual samples. Maximum height 27"-31.5" including the unit in the ground (depending on site conditions). To construct higher walls, contact a Unilock representative. Product is installed using Unilock Adhesive to secure corners and top row units. *20.9 sq. ft. face per bundle based on random pattern creating 12" solid wall. 32 sq. ft. face per bundle based on running bond creating 8" deep wall. **Coping End Caps are tapered on one side and straight on the other. Pins not available in Michigan market. Unilock adhesive should be used to secure units. Maximum height for planter wall is 16" under optimal conditions. Wall units and Standard/Corner units sold at factory in full bundle quantities. Ask your Unilock dealer about purchasing lesser quantities as necessary. All measurements are nominal.

Internal Use Only. BDS MI



BRUSSELS DIMENSIONAL SYSTEM™ RADIUS CHART

Radius achieved using only the tapered units from a random bundle							
Outside Radius (inches)	35"	27"	35"	47"	32"	37"	42"
Unit sequence	9", 12", 15"	only 9" units	only 12" units	only 15" units	9", 12" etc.	9", 15" etc.	12", 15" etc.
uses all units in bundle		Note: These sequences will have left over units. Plan to use the left over units in other parts of the project.					

SUNSET FIRE PITS (BRUSSELS DIMENSIONAL SYSTEM)



Coffee Creek
NEW FOR 2018



Desert Sand



Limestone
NEW FOR 2018



Mahogany Ash



Sandstone



Round
(shown in Mahogany Ash)

Square Fire Pit no longer sold in kit form. These can be constructed with Brussels Dimensional Standard Corner units + the available Square Firepit Insert (insert diameter 38").

Stones & Bundling	Stones per Course	Stones per Pallet	Outside Diameter of Stone	Inside Diameter of Stone	Diameter of Pit Insert	Lbs / Pallet	Kits / Bundle
Round Fire Pit	20	60	52"	36"	34"	1125	1

DURAHOLD2®



NATURAL



STANDARD
72" x 12" x 14"
183cm x 30cm x 36cm
SPECIAL ORDER



COPING
72" x 12" x 14"
183cm x 30cm x 36cm
SPECIAL ORDER



CLOSED-END COPING
72" x 12" x 14"
183cm x 30cm x 36cm
SPECIAL ORDER



TIE-BACK
72" x 12" x 14"
183cm x 30cm x 36cm
SPECIAL ORDER




CORNER 90°
36" x 12" x 14"
90cm x 30cm x 36cm
(Right Corner Shown)
SPECIAL ORDER

Stones & Bundling	Face Feet Per		Linear Feet Per		Units Per		Per Bundle		Lbs Per	
	Bundle	Unit	Bundle	Unit	Bundle	Face Feet	Layers	Sections	Unit	Bundle
Coping Closed End 72"	24.10	6.024	24.10	6.024	4	0.17	2		884	3,536
Coping 72"	24.10	6.024	24.10	6.024	4	0.17	2		884	3,536
Corner 90°	20.00	5.000	-	-	4	0.20	2		460	1,840
Wall Standard	24.10	6.024	24.10	6.024	4	0.17	2		940	3,760
Wall Tieback	4.71	1.176	4.00	1.000	4	0.85	2		938	3,752

Notes: **ALL DURAHOLD2 IS SPECIAL ORDER ONLY** - Full bundles only. Colors shown should be used only as a guide. Colors should always be chosen from actual samples. *Closed-end coping units are available and are closed on both ends so that they may be used as lefts or rights. Tie-back units are reinforced with steel. Refer to terms and conditions for placement rates. For DuraHold® and DuraHold2, Unilock, through Risi Stone® Systems International, can provide preliminary site engineering for most commercial projects. Soils information, site drawings, and loading requirements are some of the information details required in order to provide you with this preliminary site engineering. Contact your local Unilock representative for details. Retaining wall engineering software is also available free of charge at www.unilock.com.

Internal Use Only. DH2 ON



NATURAL



STANDARD
72" x 12" x 24"
183cm x 30cm x 60cm
SPECIAL ORDER



CORNER 90°
60" x 12" x 24"
152cm x 30cm x 60cm
SPECIAL ORDER



COPING
72" x 12" x 24"
183cm x 30cm x 60cm
SPECIAL ORDER



CLOSED-END COPING
72" x 12" x 24"
183cm x 30cm x 60cm
SPECIAL ORDER



TIE-BACK
72" x 12" x 24"
183cm x 30cm x 60cm
SPECIAL ORDER



½ COPING
36" x 12" x 24"
91.5cm x 30cm x 60cm
SPECIAL ORDER



CORNER 45°
60" x 12" x 24"
152cm x 30cm x 60cm
(Right Corner Shown)
SPECIAL ORDER



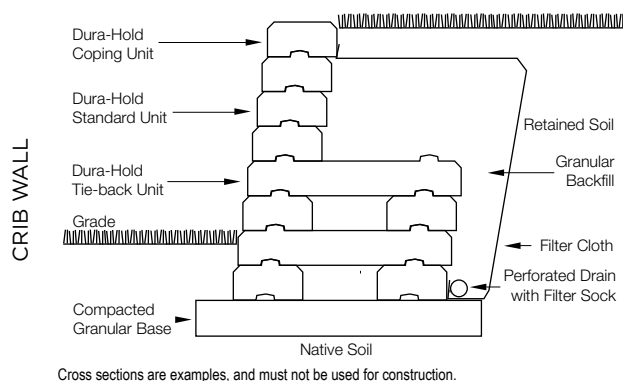
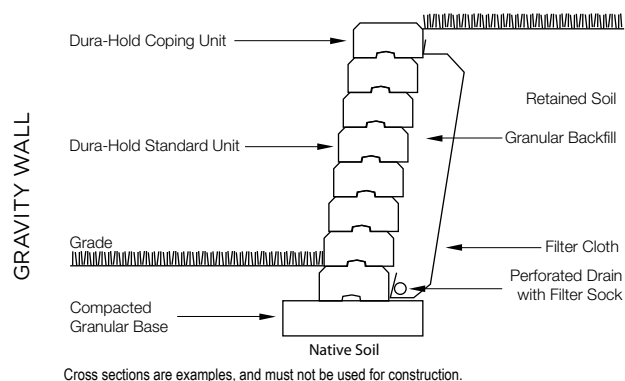
½ STANDARD
36" x 12" x 24"
91.5cm x 30cm x 60cm
SPECIAL ORDER



Stones & Bundling	Face Feet Per		Linear Feet Per		Units Per		Per Bundle		Lbs Per	
	Bundle	Unit	Bundle	Unit	Bundle	Face Feet	Layers	Sections	Unit	Bundle
Coping Closed End 72"		6.024	6.02	6.024	1	0.17			1,560	1,560
Half Coping		3.003	3.00	3.003	1	0.33			780	780
Corner 45° Left		7.042	-	-	1	0.14			1,480	1,480
Corner 90° Left		7.042	-	-	1	0.14			1,320	1,320
Coping 72"		6.024	6.02	6.024	1	0.17			1,560	1,560
Wall Half		3.003	3.00	3.003	1	0.33			800	800
Wall Standard		6.024	6.02	6.024	1	0.17			1,680	1,680
Wall Tieback		2.000	-	2.000		0.50			1,660	

Notes: **ALL DURAHOLD IS SPECIAL ORDER ONLY** - Full Bundles Only. Colors shown should be used only as a guide. Colors should always be chosen from actual samples. *Closed-end coping units are available and are closed on both ends so that they may be used as left or right. Tie-back units are reinforced with steel. 1/2 Standard units are slightly tapered and can be used to create a 45 foot radius. Refer to terms conditions for placement rates. Unilock, through Risi Stone® Systems International, can provide you with preliminary site engineering for most commercial projects. Soils information, site drawings, and loading requirements are some of the information details required in order to provide you with this engineering. Contact your local representative for details. Retaining wall engineering software is also available free of charge at www.unilock.com. All measurements are nominal.

Internal Use Only. DH1 ON



ESTATE WALL®




SANDSTONE



SIERRA




CORNER
12½" x 6" x 9"
31.75cm x 15cm x 22.9cm



COPING
12" x 3" x 12"
30cm x 7.5cm x 22.9cm



LARGE WEDGE
16" x 6" x 9"
40cm x 15cm x 22.9cm



MEDIUM WEDGE
12" x 6" x 9"
30cm x 15cm x 22.9cm



SMALL WEDGE
8" x 6" x 9"
20cm x 15cm x 22.9cm

Random Bundle
Individual units cannot
be sold separately

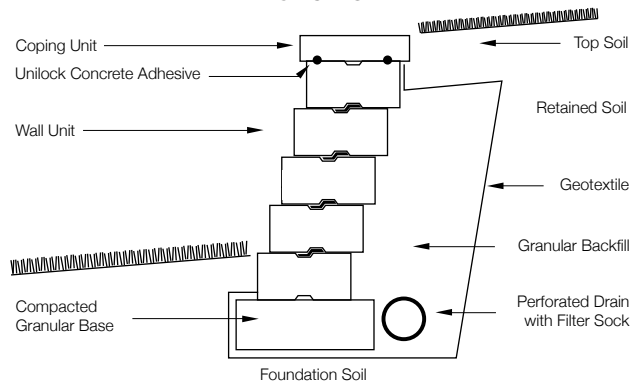


Stones & Bundling	Face Feet Per		Linear Feet Per		Units Per		Per Bundle		Lbs Per	
	Bundle	Unit	Bundle	Unit	Bundle	Face Feet	Layers	Sections	Unit	Bundle
6" Random Bundle	31.26		62.30		60		5		49	2,926
Large Wedge	12.50	0.625	24.92	1.246	20	1.60				
Medium Wedge	10.42	0.521	20.98	1.049	20	1.92				
Small Wedge	8.34	0.417	16.40	0.820	20	2.40				
Corner Unit 6"	20.83	0.521	41.60	1.040	40	1.92	5	4	54	2,179
Coping 12"	18.75	0.260	72.00	1.000	72	4.00	8	3	33	2,392

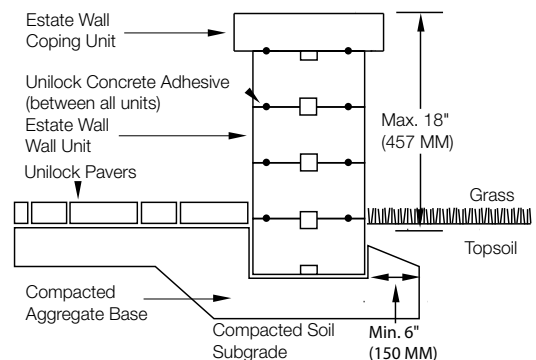
Notes: Colors shown should be used only as a guide. Colors should always be chosen from actual samples. Maximum height for vertical installation - 24" including the unit in the ground (under optimum conditions). Maximum height for setback installation - 31.5" including the unit in the ground (under optimum conditions). Wall bundle has 5 end units in each bundle. End caps not sold separately. Brussels XL, Fullnose™, Stonehenge™ 12x12, or Ledgestone™ complement as a possible coping. All measurements are nominal.

Internal Use Only. EWL ON

TYPICAL RETAINING WALL CROSS SECTION



TYPICAL SEAT WALL CROSS SECTION



Radius achieved using only the tapered units from a "random bundle"


Radius (inches)	31"	38"	48"
Unit sequence	ALL SMALL UNITS	SMALL & MEDIUM UNITS	ALL THREE UNITS
S= Straight Wall Standard Unit	uses all units in bundle	Note: These sequences will have left over units. Plan to use the left over units in other parts of the project.	

Curved walls or steps can be constructed from a 31" outside radius when using all small units, 38" radius when using medium and small units, and a 48" radius can be constructed using all three wall units.

LINEO DIMENSIONAL STONE™



MAHOGANY ASH



MIDNIGHT CHARCOAL



LIMESTONE



SANDSTONE



For Lineo Pillars, Unilock recommends using 28½" Pillar Cap for a refined look. See page 35 for Buff and Grey color swatches.



PILLAR UNIT
16" X 4" X 8"
40cm X 10cm X 20cm



PILLAR CAP
28.5" X 28.5" X 4"
72cm X 72cm X 10cm



XL RECTANGLE
24" X 4" X 8"
60cm X 10cm X 20cm



LARGE RECTANGLE
20" X 4" X 8"
50cm X 10cm X 20cm



RECTANGLE
16" X 4" X 8"
40cm X 10cm X 20cm



SMALL RECTANGLE
12" X 4" X 8"
30cm X 10cm X 20cm

Random Bundle
Individual units cannot
be sold separately

Stones & Bundling	Face Feet Per		Linear Feet Per		Units Per		Per Bundle		Lbs Per	
	Bundle	Unit	Bundle	Unit	Bundle	Face Feet	Layers	Sections	Unit	Bundle
Pillar Cap 28-1/2" x 28-1/2"	-	-	-	-	5	-	-	-	302	1,510
Pillar Unit	47.81	0.664	95.10	1.321	72	1.51	3		39	2,821
Wall Random Bundle:	29.92		88.56		60				44	2,643
XL Rectangle	10.00	0.667	29.52	1.968	15	1.50				
Large Rectangle	8.34	0.556	24.60	1.640	15	1.81				
Rectangle	6.66	0.444	19.68	1.312	15	2.25				
Small Rectangle	4.92	0.328	14.76	0.984	15	3.10				

Notes: Product sold at factory in full bundle quantities. Colors shown should be used only as a guide. Colors should always be chosen from actual samples. All measurements are nominal. Spacing strips are shipped with random wall bundles to create even spacing between units. Ask your Unilock representative for installation tips. **Pillar Caps (28½") are also available and are referred to as Lineo Pillar Caps. See Ledgestone Pillar Cap description above.**

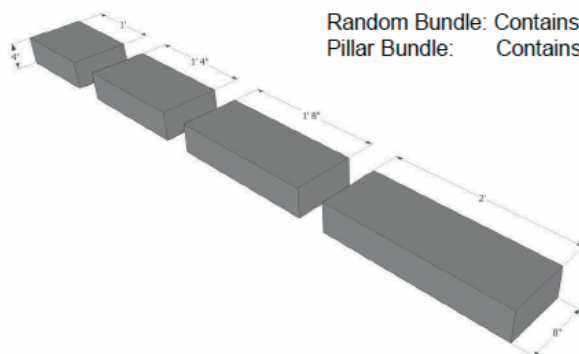
Internal Use Only. LDS MI

Lineo Dimensional Stone

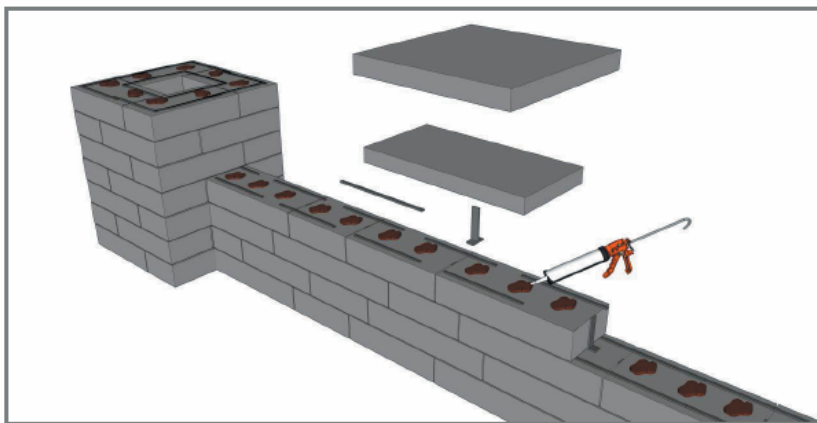
Max Wall Height = 16"
Max Pillar Height = 48"

Assembly Notes:

1. Assemble only on frost free gravel base minimum 6" thick.
2. Use only non-shrinking concrete adhesive.
3. Space plastic shadow strips and T-inserts as per diagram to prevent soil wash-through or to prevent visible light on seating walls.
4. Do not glue strips or T's. The glue will not adhere to the plastic.
5. Always mound glue high enough that both layers of concrete will make contact with the glue.
6. Note: There is no specified pattern. Place units for most pleasing appearance. Avoid double stacked joints.
7. Use 16" Pillar units to construct pillars and/or walls.
8. Shadow spacers are not recommended for use between coping and wall units.
9. Shadow Spacers are not required for units embedded below grade.

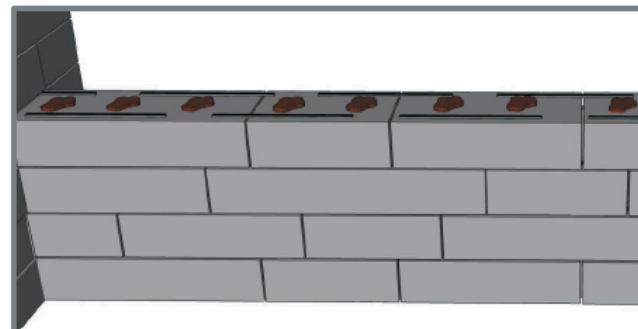
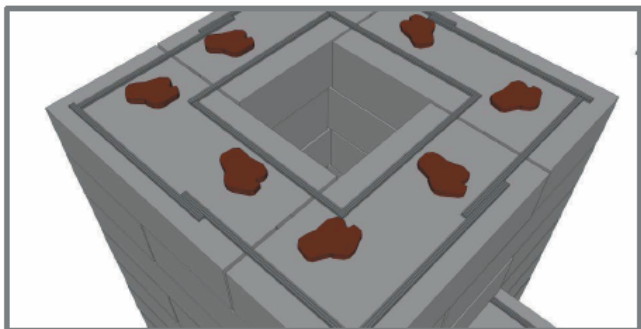
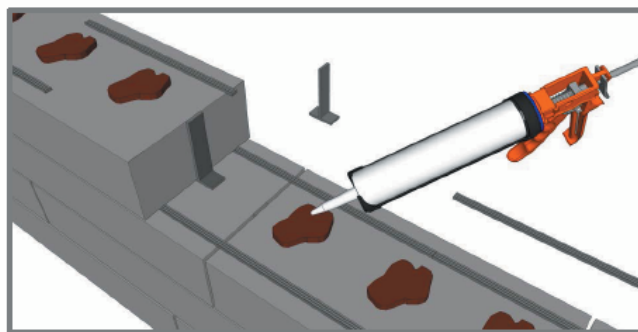
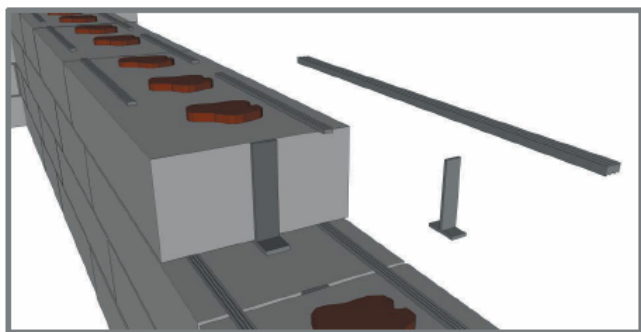


Random Bundle: Contains all 4 unit sizes
Pillar Bundle: Contains all 16" units



Lineo Dimensional Stone


Lineo Dimensional Stone is a decorative wall stone intended for low seat walls and garden walls. (It is not an engineered wall system.) The stability of this wall will be affected by the amount and quality of adhesive used. Use concrete adhesives liberally in large dapples. *Use adhesives with a minimal shrinkage factor.*





GRINDSTONE

For coping options, we recommend using Natural Stone or Ledgestone.



LARGE WEDGE
28½"(25½) x 5½" x 9"
72(65)cm x 14cm x 23cm



MEDIUM WEDGE
20"(17) x 5½" x 9"
51(43)cm x 14cm x 23cm



SMALL WEDGE
11½"(8½) x 5½" x 9"
29(22)cm x 14cm x 23cm



**CORNER/PILLAR
DOUBLE UNIT**
17½" x 5½" x 9"
44cm x 14cm x 23cm

Stones & Bundling	Face Feet Per		Linear Feet Per		Units Per		Per Bundle		Lbs Per	
	Bundle	Unit	Bundle	Unit	Bundle	Face Feet	Layers	Sections	Unit	Bundle
Random Wall Bundle	17	-	37	-	24		3	-	-	1,990
Large Wedge	6.2	1.03	13.5	2.25	6	0.97	-	-	120.59	-
Medium Wedge	8.5	0.71	18.5	1.54	12	1.41	-	-	82.01	-
Small Wedge	2.3	0.38	5	0.83	6	2.63	-	-	47.05	-
Corner/Pillar Double Unit	15.05	1.26	32.54	2.72	12	0.79	3	-	152.37	1,828

Notes: Product sold at factory in full bundle quantities. Colors shown should be used only as a guide. Colors should always be chosen from actual samples. All measurements are nominal.

Internal Use Only. MAK MI



BEECHWOOD



CHARCOAL



NEVADA



GRANITE



RUSTIC RED



SANDSTONE




ST. CLAIR




TAPERED
8" x 6" x 12"
20cm x 15cm x 30cm



CORNER
12" x 6" x 8"
30cm x 15cm x 20cm



12" COPING
12" x 3" x 12"
30cm x 7.5cm x 30cm

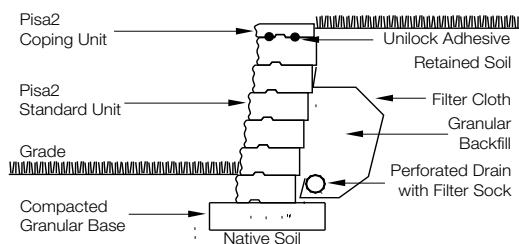


Stones & Bundling	Face Feet Per		Linear Feet Per		Units Per		Per Bundle		Lbs Per	
	Bundle	Unit	Bundle	Unit	Bundle	Face Feet	Layers	Sections	Unit	Bundle
Coping 12" (double unit)	21.00	0.500	84.00	2.000	42	2.00	7	2	65	2,750
Corner Unit (double unit)	20.17	1.681	-	-	12	0.60	3	4	110	1,320
Wall Xtra Tapered (dbl unit)	20.00	0.667	40.00	1.333	30	1.50	3	2	86	2,580

Notes: Colors shown should be used only as a guide. Colors should always be chosen from actual samples. Tapered units will allow for a minimum 5ft. outside radius. To achieve this radius, you must use stones of the same taper on one layer, and stones of the opposite taper on the next layer. Higher walls can be achieved using geogrid reinforcement. **See Pisa2 calculations on page 30.** 12" Coping bundle has 14 units of Closed-end coping (7 left and 7 right). Closed-end 12" coping not sold separately. Product sold at factory in full bundle quantities. Ask your dealer about purchasing lesser quantities as necessary. Unilock through Risi Stone® Systems International, can provide preliminary site engineering for most commercial projects. Soils information, site drawings, and loading requirements are some of the information details required in order to provide you with this preliminary site engineering. Contact your local Unilock representative for details. Retaining wall engineering software is also available free of charge at www.unilock.com.

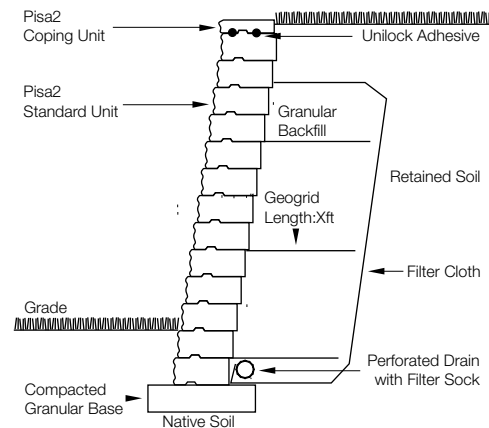
Internal Use Only. PS2 MI

GRAVITY WALL



Cross sections are examples, and must not be used for construction.

GEOGRID REINFORCED



Cross sections are examples, and must not be used for construction.

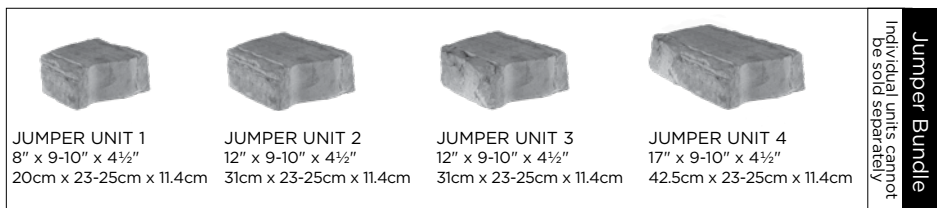


RIVERCREST® WALL



COASTAL SLATE



BUFF



TECHNICAL ADVANTAGES

Reala™ Surface Technology

Ultra-realistic textures cast from natural stone, brick and historic cobblestones.

Stones & Bundling	Face Feet Per		Linear Feet Per		Units Per		Per Bundle		Lbs Per	
	Bundle	Unit	Bundle	Unit	Bundle	Face Feet	Layers	Sections	Unit	Bundle
Corner Unit Bundle:	20.90		61.94		64		4		19	1,240
Long Corner Unit	16.10	0.335	48.82	1.017	48	2.98				
Short Corner Unit	4.80	0.300	13.12	0.820	16	3.33				
Pillar 20" x 20"					8				117	934
Wall Jumper Bundle:	24.30		65.34		64		4		39	2,495
Jumper Unit 1	3.90	0.244	10.50	0.656	16	4.10				
Jumper Unit 2	6.10	0.381	16.27	1.017	16	2.62				
Jumper Unit 3	6.10	0.381	16.27	1.017	16	2.62				
Jumper Unit 4	8.20	0.513	22.30	1.394	16	1.95				
Wall Standard Bundle:	24.30		130.69		128		8		16	2,015
Standard Unit 1	3.90	0.122	20.99	0.656	32	8.21				
Standard Unit 2	6.10	0.191	32.54	1.017	32	5.25				
Standard Unit 3	6.10	0.191	32.54	1.017	32	5.25				
Standard Unit 4	8.20	0.256	44.61	1.394	32	3.90				

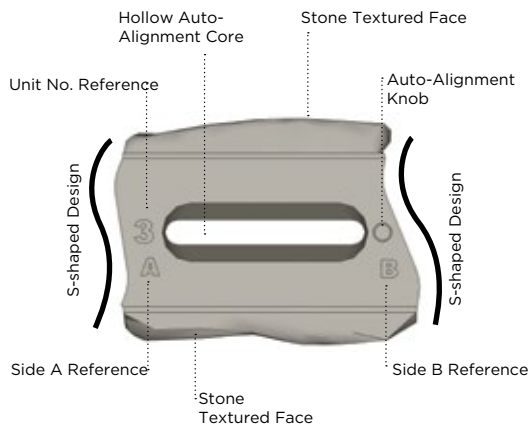
Stones & Bundling	Stones per Course	Stones per Pallet	Diameter Outside of Stone	Diameter Inside of Stone	Diameter Pit Insert	Lbs/Pallet	Kits/Bundle
Georgetown Manufacturing							
Rivercrest Round Fire Pit	4	12	54"	36"	34.5	1512	1

Notes: Colors shown should be used only as a guide. Colors should always be chosen from actual samples. Random wall units sold at factory in full bundle quantities only. Rivercrest® is recommended for walls under 2ft. Ideal for straight or curved walls, seat walls, pillars, tree rings, planters, firepits and grill islands. Integrated connectors require no pins or clips. Minimum radius using equal amounts of each unit is 1.25m / 4.1ft. Using only units 1 & 3, a 1.055m / 3.5ft radius can be achieved. Unilock, through Risi Stone® Systems International, can provide preliminary site engineering for most commercial projects. Soils information, site drawings, and loading requirements are some of the information details required in order to provide this preliminary site engineering. Contact your local Unilock representative for details. Retaining wall engineering software is also available free of charge at www.unilock.com.

For more information please consult the Rivercrest installation booklet.

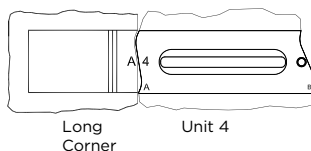
Internal Use Only. RVC ON

RIVERCREST® WALL

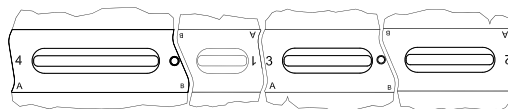


Starting a Wall

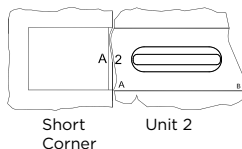
Course 1



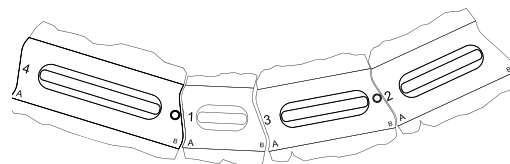
Straight Wall - Align A-A / B-B



Course 2



Curved Wall - Align A-B / B-A

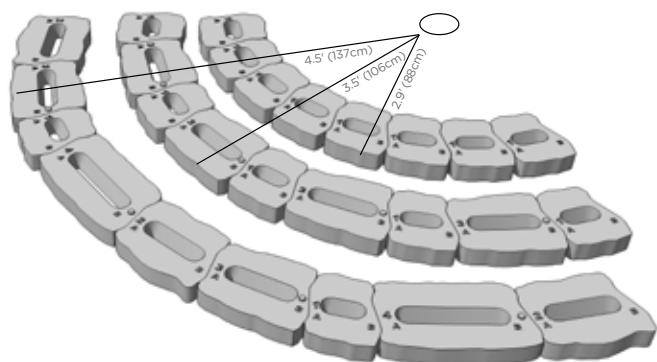


CONSTRUCTING CURVED WALLS

With Rivercrest Wall you can create almost any size curve, circle or serpentine with no cutting required.

Using only the No. 1 Block, you can build a perfect curve with a minimum outside radius of 2.9' (88cm), and larger curves can be made by the addition of No. 2, 3 & 4 Blocks. Just remember to match Sides A to B.

Tip: For even larger curves, simply incorporate more No. 4 Block into the design.



PILLAR UNIT
20 x 20 x 4½"
50 x 50 x 11.4cm
Center opening 9 x 9"

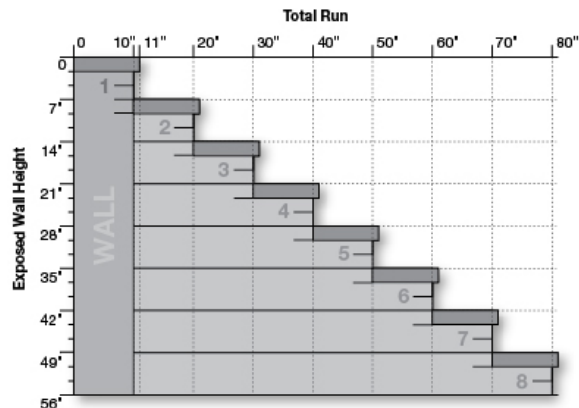
RAPID PILLAR SYSTEM

INTEGRATED STEPS

The Rivercrest wall system has been designed to have a comfortable step tread depth of 11" (280mm) and a riser height of 7" (180mm). Use the height of the exposed wall and the chart or formula to calculate the number of steps and the Total Run you will require.

When building Rivercrest retaining walls higher than 2' (0.6m) in height, the use of an approved Polyester Geogrid reinforcement is required.

Refer to Geogrid Installation for more information.




RIVERCREST® FIRE PIT



RIVERCREST® FIRE PIT



COASTAL SLATE



BUFF

For more information please consult the Rivercrest® installation booklet.




BEECHWOOD



GRANITE



NEVADA



ROMAN COPING
12" x 3" x 12"
30cm x 7.5cm x 30cm



TAPERED
8" x 6" x 12"
20cm x 15cm x 30cm



CORNER
12" x 6" x 8"
30cm x 15cm x 20cm

Stones & Bundling	Face Feet Per		Linear Feet Per		Units Per		Per Bundle		Lbs Per	
	Bundle	Unit	Bundle	Unit	Bundle	Face Feet	Layers	Sections	Unit	Bundle
Coping 12"	21.00	0.250	84.00	1.000	84	4.00	7	4	33	2,750
Corner Unit (double unit)	40.13	1.672	-	-	24	0.60	3	4	110	2,640
Wall Xtra Tapered (dbl unit)	20.00	0.667	40.00	1.333	30	1.50	3	4	86	2,580

Notes: Colors shown should be used only as a guide. Colors should always be chosen from actual samples. Tapered units will allow for a minimum 5ft. outside radius. Higher walls can be achieved using geogrid reinforcement. **Tumbled 12" coping bundles include closed-end tumbled coping not sold separately. Product sold at factory in full bundle quantities. Ask your dealer about purchasing lesser quantities as necessary.

Unilock, through Risi Stone® Systems International, can provide preliminary site engineering for most commercial projects. Soils information, site drawings, and loading requirements are some of the information details required in order to provide this preliminary site engineering. Contact your local Unilock representative for details. Retaining wall engineering software is also available free of charge at www.unilock.com.

Internal Use Only. RPA MI

Pisa 2"/Roman Pisa® Calculations

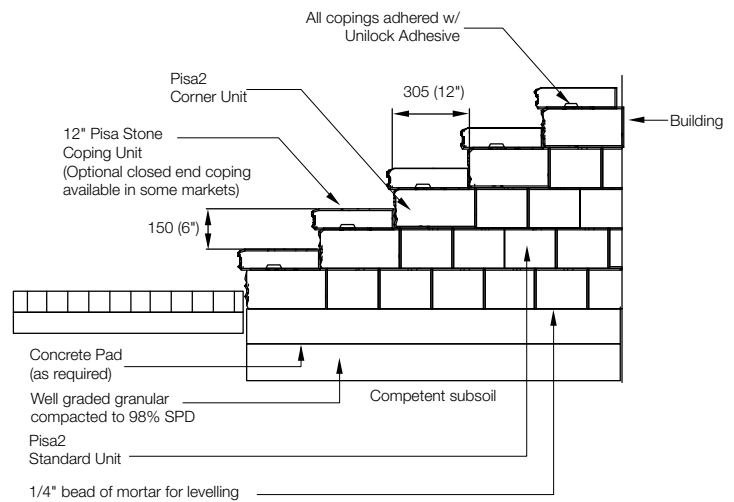
Pisa2 Wall

- Step 1: Height of wall (includes buried course) x Length of wall = Square Face Feet
- Step 2: Square Face Feet x 1.55 (units per face feet) = Number of Double Units
- Step 3: Number of Double Units x Cost per Double Unit = Cost of Material

Pisa2 Corner

- Step 1: Height of wall in inches x Number of 90 degree corners in wall = Total Combined Inches
- Step 2: Total Combined Inches / 6 (height of unit) = Single Corner Units Required
- Step 3: Single Corner Units / 2 (sold by dbl. unit) = Double Units Purchased
- Step 4: Double Units x Cost per Double Unit = Cost of Material

Note: Unilock provides these calculation formulas as a service for estimating material requirements. Unilock will not be held responsible in any way for resulting product overage or shortage.




Note: Poor site conditions can affect the stability of the structure. Consult a qualified professional engineer to determine site specific construction details.



NATURAL

BROWN **

NATURAL **



STANDARD 925
48" x 7¼" x 36½"
120cm x 18.5cm x 92.5cm
SPECIAL ORDER



STANDARD 500
48" x 7¼" x 20"
120cm x 18.5cm x 50cm
SPECIAL ORDER



CORNER 90° (left & right)
43½" x 7¼" x 20"
110cm x 18.5cm x 50cm
SPECIAL ORDER




CORNER 45° (left & right)
43½" x 7¼" x 20"
110cm x 18.5cm x 50cm
SPECIAL ORDER



COPING
48" x 7¼" x 20"
120cm x 18.5cm x 50cm
SPECIAL ORDER



CLOSED-END COPING **
48" x 7¼" x 20"
120cm x 18.5cm x 50cm
Available in Brown and Natural

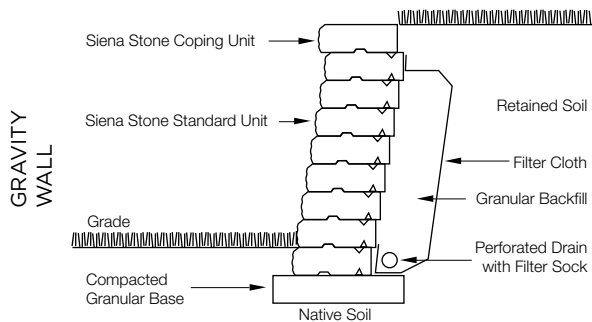


Stones & Bundling	Face Feet Per		Linear Feet Per		Units Per		Per Bundle		Lbs Per	
	Bundle	Unit	Bundle	Unit	Bundle	Face Feet	Layers	Sections	Unit	Bundle
Coping Closed End 48"	14.42	2,404	24.00	4,000	6	0.42	3		570	3,420
Coping 48"	14.42	2,404	24.00	4,000	6	0.42	3		570	3,420
Corner 90° (double unit)	19.11	6,369	-	-	3	0.16	3		1,140	3,420
Wall 500 - 48"	14.42	2,404	24.00	4,000	6	0.42	3		570	3,420
Wall 925 - 48"	7.21	2,404	12.00	4,000	3	0.42	3		1,140	3,420

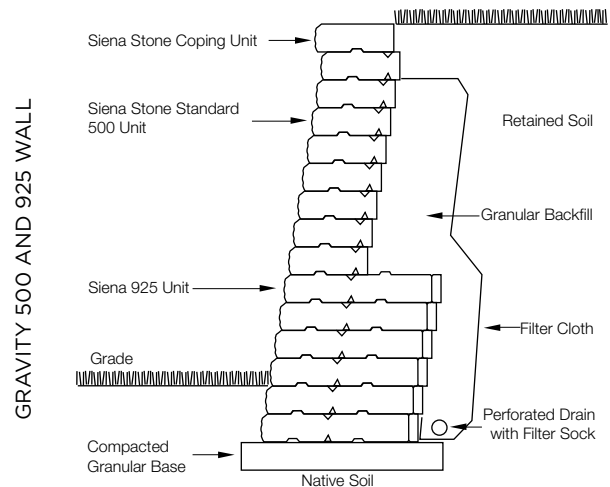
Notes: *Special Order - Lead Time Required. **48" Closed-End Coping is available as a Stock Item in Brown and Natural Only. Colors shown should be used only as a guide. Colors should always be chosen from actual samples. Closed-End Coping units can be used to construct steps. Closed-End Coping Corner units available (special order, lead time required). Wall, Corner and Coping units are available in Natural color only (special order, lead time required). Custom Colors available (minimums apply). All measurements are nominal.

Unilock, through Risi Stone® Systems International, can provide preliminary site engineering for most commercial projects. Soils information, site drawings, and loading requirements are some of the information details required in order to provide you with preliminary site engineering. Contact your local Unilock representative for details. Retaining wall engineering software is also available free of charge from www.unilock.com.

Internal Use Only. SST ON



Cross sections are examples, and must not be used for construction.



Cross sections are examples, and must not be used for construction.

SPLIT'N STACK®



BEECHWOOD




RUSTIC RED



SANDSTONE



ST. CLAIR



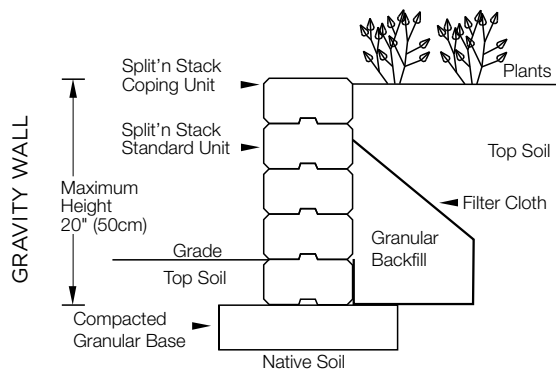
WEDGE UNIT
8" x 4" x 8" x 6"
20cm x 10cm x 20cm x 15cm

Stones & Bundling	Face Feet Per		Linear Feet Per		Units Per		Per Bundle		Lbs Per	
	Bundle	Unit	Bundle	Unit	Bundle	Face Feet	Layers	Sections	Unit	Bundle
Coping	30.00	0.200	87.50	0.583	150	5.00	5		19	2,850

Notes: Colors shown should be used only as a guide. Colors should always be chosen from actual samples. Maximum height - 24" (under optimum conditions) including material below grade. Radius - minimum outside radius 29". All measurements are nominal.

Internal Use Only. STK MI

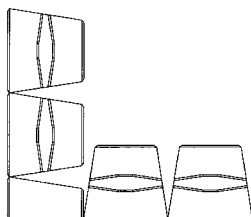
DETAILS FOR SPLIT'N STACK



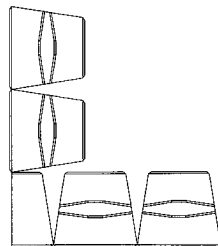
Cross sections are examples, and must not be used for construction.

TYPICAL CORNER

First Course



Second Course

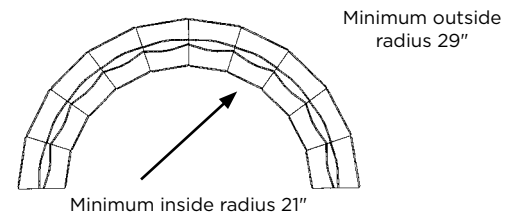


Height	Courses	Length of Wall Measured in Feet					
		5'	10'	15'	20'	25'	30'
4"	1	9	18	27	36	45	54
8"	2	18	36	54	72	90	108
12"	3	27	54	81	108	135	162
16"	4	36	72	108	144	180	216
20"	5	45	90	135	180	225	270

CIRCLE CHART

FT	Full Circle # of Units	Half Circle # of Units	Quarter Circle # of Units
2.5	23	12	7
3	28	15	8
4	38	20	10
OUTSIDE	5	47	24
RADIUS	6	56	29
	7	66	34
	8	75	38
	9	84	43
	10	94	48

TYPICAL RADIUS




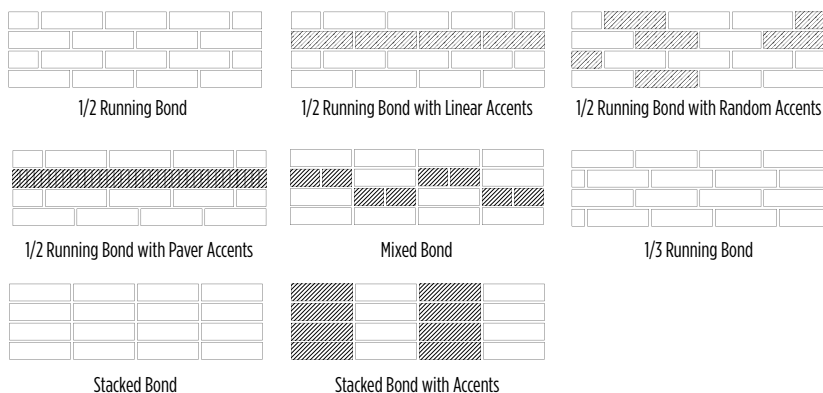


LOOK INSIDE!

U-Cara fascia panels hang easily on the patented Sure Track™ backer block.



U-Cara™ Fascia panels can be placed anywhere along the Sure Track Backer Block, allowing for a variety of patterns, color and texture combinations not possible with other systems.



The U-Cara Multi-Face Wall System represents a revolution in wall design.

This patented system, exclusive to Unilock®, is comprised of two basic components:

- | Sure Track™ backer blocks provide dimensionally accurate structure
- | U-Cara fascia panels provide unlimited design options



GRANITE
PITCHED FACE



NATURAL BLEND
PITCHED FACE




SIERRA
PITCHED FACE


UNIVERSAL COPING COLORS



GRANITE
SMOOTH FACE




NATURAL BLEND
SMOOTH FACE



SIERRA
SMOOTH FACE



CHARCOAL



NATURAL BLEND



SAND



SURE TRACK
STANDARD BACKER
6" x 8" x 6"
15cm x 20cm x 15cm



SURE TRACK
LARGE BACKER
6" x 7" x 12"
15cm x 17.5cm x 30cm



UNIVERSAL
BASE UNIT
19" x 14" x 2"
48.2cm x 35.5cm x 5.5cm



SURE TRACK
CORNER INSERT
L = 2" / 5cm



STANDARD FASCIA
HALF PANEL
6" x 9 1/4" x 2 3/8"
15cm x 23.3cm x 6cm
PITCHED & SMOOTH



CLOSED-END FASCIA
PANEL
6" x 21" x 2 3/8"
15cm x 53cm x 6cm
PITCHED & SMOOTH



STANDARD FASCIA
PANEL
6" x 18 1/2" x 2 3/8"
15cm x 46.6cm x 6cm
PITCHED & SMOOTH



UNIVERSAL
COPING
19" x 14" x 2 3/4"
48.2cm x 35.5cm x 7cm
Available in EnduraColor™
finish in Charcoal, Natural
Blend & Sand

CORNER BUNDLE

Stones & Bundling	Face Feet Per		Linear Feet Per		Units Per		Per Bundle		Lbs Per	
	Bundle	Unit	Bundle	Unit	Bundle	Face Feet	Layers	Sections	Unit	Bundle
Sure Track Standard Backer	33.91	0.323	70	0.667	105	3.1	3	-	23	2,437
Sure Track Large Backer	15.82	0.283	32.67	0.583	56	3.54	4	-	36	2,012
Standard Fascia Panel (Smooth)	61.52	0.732	129.5	1.542	84	1.37	6	-	18	1,513
Standard Fascia Panel (Pitched)	61.52	0.732	129.5	1.542	84	1.37	6	-	21	1,745
Corner Bundle (Smooth)	54.2	1.29	105.525	2.513	84	0.775	6	-		1,240
Closed-End Fascia Panel	52.47	0.833			42				20.595	864.99
Half Fascia Panel	22.87	0.363			42				8.932	375.14
Corner Bundle (Pitched)	54.2	1.29	105.525	2.513	84	0.775	6	-		1,415
Closed-End Fascia Panel	34.98	0.833			42				23.621	992.1
Half Fascia Panel	15.25	0.363			42				10.073	423.1
Universal Coping Bundle	17.43	0.363	76	1.583	48	2.75	8	-	57	2,747
Universal Base Unit	-	-	85.5	1.583	54	-	9	-	46	2,500

Notes: Sold in full bundles only. Product is shipped on skids. All measurements are nominal.

Internal Use Only. UCA

BRUSSELS FULLNOSE™



COFFEE CREEK



DESERT SAND



LIMESTONE




MAHOGANY ASH



STANDARD
6" x 12" x 2 3/4"
15cm x 30cm x 7cm



SANDSTONE




Stones & Bundling	Unit	SqFt Per				Per Bundle		Soldier LnFt Per			Sailor LnFt per			Units Per			Lbs Per		
	Thickness	Bundle	Layer	Section	Stone	Layers	Sections	SqFt	Section	Bundle	SqFt	Section	Bundle	SqFt	Section	Bundle	Layer	Section	Bundle
Standard	2 3/4" (7cm)	96.00	12.00	24.00	0.500	8	4	1.016	23.6	94.5	-	-	-	2.00	48	192	384	769	3,075


Notes: Can be used to create mantels for outdoor fireplaces and counter edging for outdoor counters. Units can be adhered to pool edge using Unilock Concrete Adhesive, or with mortar. Always observe proper construction techniques when adhering pavers to a surface. Consult your local pool contractors for installation specifics. All measurements are nominal. Colors shown should be used only as a guide. Colors should always be chosen from actual samples.

Internal Use Only. BFN MI

LEDGESTONE™ PILLAR CAP, COPING & FULLNOSE



BUFF



GREY


TECHNICAL ADVANTAGE

Reala™ Surface Technology

Ultra-realistic textures cast from natural stone, brick and historic cobblestones.




PILLAR CAP
24" x 24" x 4"
61cm x 61cm x 10cm




COPING UNIT
12" x 24" x 3"
30.5cm x 61cm x 7.5cm



CLOSED-END COPING
12" x 24" x 3"
30.5cm x 61cm x 7.5cm



FULLNOSE UNIT
12" x 24" x 1 3/4"
30.5cm x 61cm x 4.5cm



36" LEDGESTONE STEP
36" x 18" x 6"
91.5cm x 46cm x 15cm



48" LEDGESTONE STEP
48" x 24" x 6"
122cm x 61cm x 15cm



72" LEDGESTONE STEP
72" x 24" x 6"
183cm x 61cm x 15cm



Stones & Bundling	Face Feet Per		Linear Feet Per		Units Per		Per Bundle		Lbs Per	
	Bundle	Unit	Bundle	Unit	Bundle	Face Feet	Layers	Sections	Unit	Bundle
Pillar Cap 24" x 24"			-	-	5				159	795
Coping Closed End 24"			24.00	2.000	12				66	796
Coping 24"			24.00	2.000	12				64	772
Fullnose Coping 24"			32.00	2.000	16				42	667
Step - 36" x 18"			9.00	3.000	3				327	982
Step - 48" x 24"			12.00	4.000	3				574	1,721
Step - 72" x 24"			18.00	6.000	3				860	2,581


Notes: 4 LedgeStone end coping units can also be used to cap pillars larger than 20". That leaves a small opening for lighting. All caps require a skid that is refundable upon return in good condition. Coping is rock-faced on the front and the back; Closed-End coping and steps are rock-faced on three sides. Steps are rock faced on three sides. Both step units and pillar caps can to be sold by the unit. 28-1/2" Pillar Caps are also available and are referred to as Lineo Pillar Cap; see page 24 for packaging information. All measurements are nominal.

Internal Use Only. LDG CH

UNILOCK

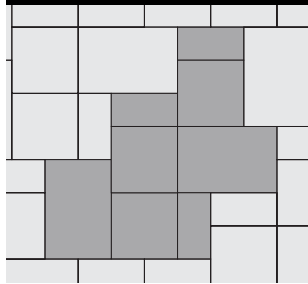
LAYING PATTERNS

ARTLINE™

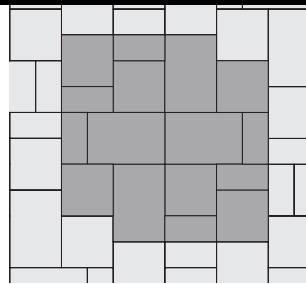


Artline A

BEACON HILL FLAGSTONE™ / BRISTOL VALLEY®

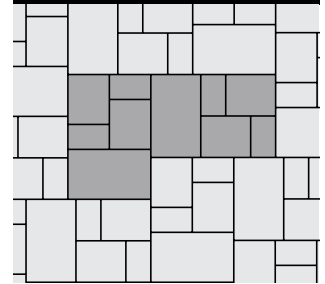


BHF/BRV A - 40% Large Rectangle,
40% Square, 20% Small Rectangle



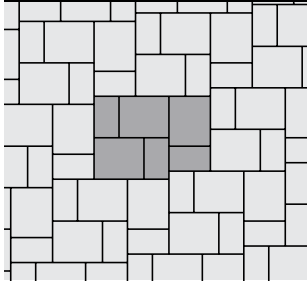
BHF/BRV B - 40% Large Rectangle,
40% Square, 20% Small Rectangle

BRUSSELS BLOCK®

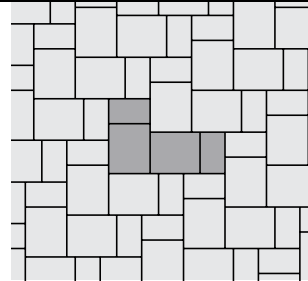


Brussels AF - 40% XL, 40% Standard,
20% Half

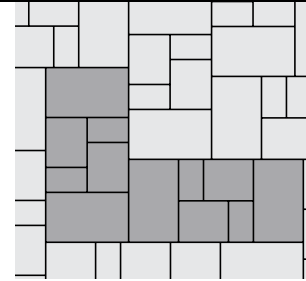
BRUSSELS BLOCK®



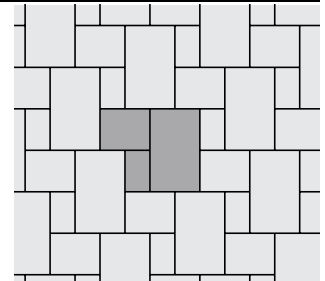
Brussels O - 33% Half Stone, 67%
Standard



Brussels P - 67% Standard, 33% Half




Brussels X - 57% XL, 29% Standard,
14% Half

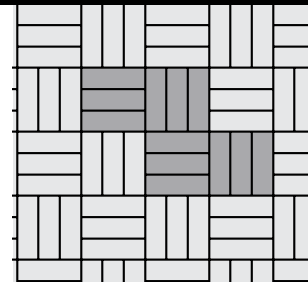


Brussels Y - 57% XL, 29% Standard,
14% Half

BRUSSELS BLOCK®




Brussels Z - 67% XL, 20% Standard,
13% Half




Cophorne A - 100% Standard

COPHORNE®




Cophorne B - 100% Standard




Cophorne C - 100% Standard

COPHORNE®




Cophorne C - 100% Standard

COURTSTONE®




CRT A - 16% Square, 18% Sm.Rec.,
19% Rec., 22% Lg.Rec., 25% XLRec.

EUROPAVER®




Europaver B - 50% 12"x12", 50% 6"x12"




Europaver F - 67% 12"x12",
22% 6"x12", 11% 6"x6"

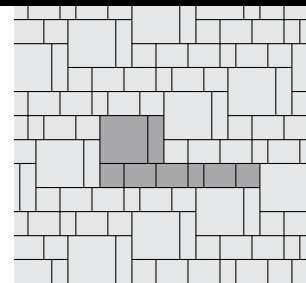
IL CAMPO®



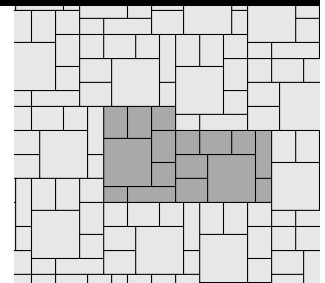
Il Campo F - 75% 12"x12", 25% 4"x12"



Il Campo H - 60% 6"x8", 30% 6"x6",
10% 4"x6"

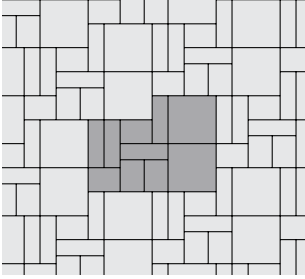


Il Campo I - 33% 12"x12", 11% 4"x12", 33%
6"x8", 17% 6"x6", 6% 4"x6"




Il Campo J - 33% 12"x12", 11% 4"x12",
33% 6"x8", 17% 6"x6", 6% 4"x6"

IL CAMPO®

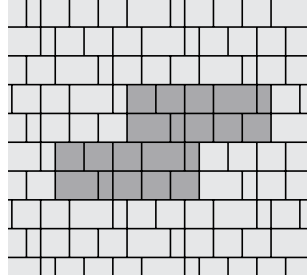


Il Campo L - 43% 12"x12", 28.5% 4"x12", 28.5% 6"x8"




Il Campo O - 50% 12"x12", 17% 4"x12", 33% 6"x8"

OLDE GREENWICH COBBLE®

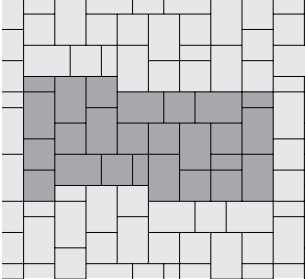


Greenwich C - 30% Medium Rectangle, 60% Square, 10% Small Rectangle




OGC H - 53% Med Rec. 39% Square, 8% Sm Rec.

OLDE GREENWICH COBBLE®

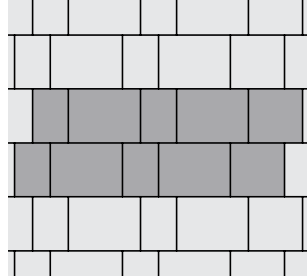


Greenwich H - 53% Medium Rectangle, 47% Square Bundle

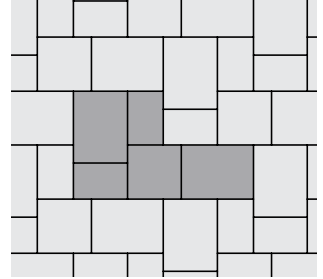
RICHCLIFF®



Richcliff A - 100% Random




Richcliff B - 100% Random

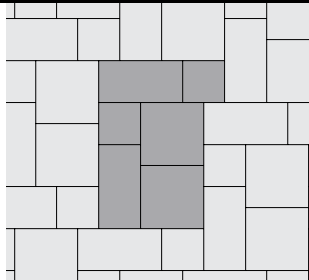


Richcliff C - 100% Random

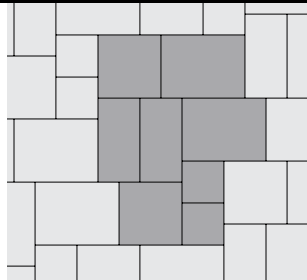
RIVENSTONE™



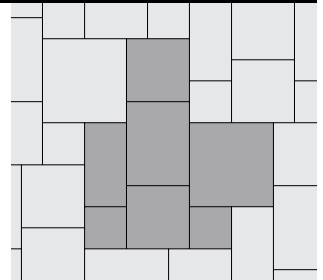
A - 45% 24"x24", 33% 18"x24", 22% 12"x24"



D - 43% 18"x18", 38% 12"x24", 19% 12"x12"

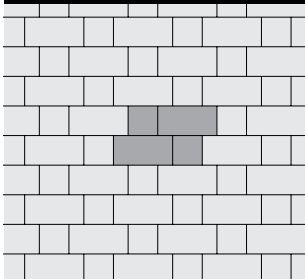


E - 37% 18"x24", 27% 18"x18", 24% 12"x24", 12% 12"x12"

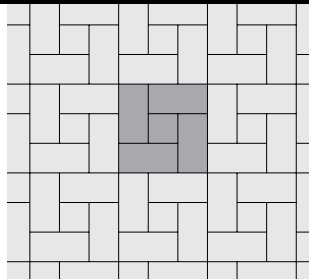


H - 26% 24"x24", 19% 18"x24", 29% 18"x18", 13% 12"x24", 13% 12"x12"

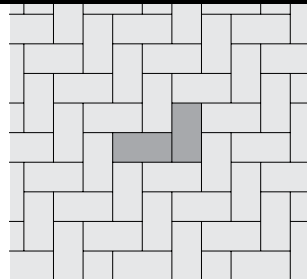
SENZO™



Senzo A - 67% Rectangle, 33% Square




Senzo D - 89% Rectangle, 11% Square




Senzo A - 100% Rectangle

SERIES™




Series 3000 F - 57% 12"x12", 14% 6"x6", 29% 6"x12"

SERIES™

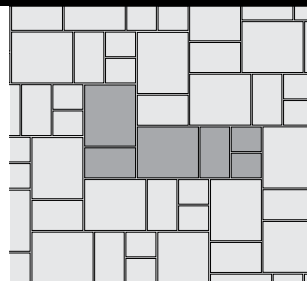


Series 3000 G - 67% 12"x12", 11% 6"x6", 22% 6"x12"


THORNBURY™




Thornbury B - 49% Large Rec., 34% Medium Rec., 17% Small Rec.



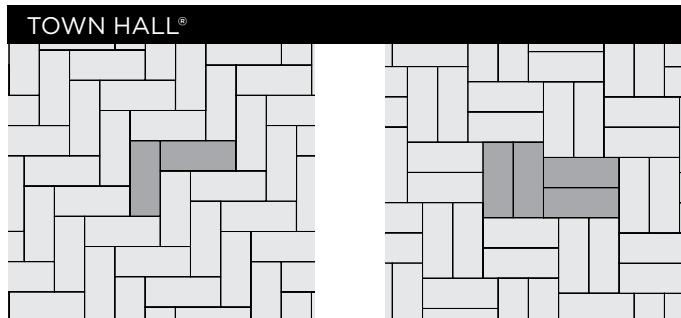
Thornbury C - 49% Large Rec., 34% Medium Rec., 17% Small Rec.



Thornbury A - 49% Large Rec., 34% Medium Rec., 17% Small Rec.

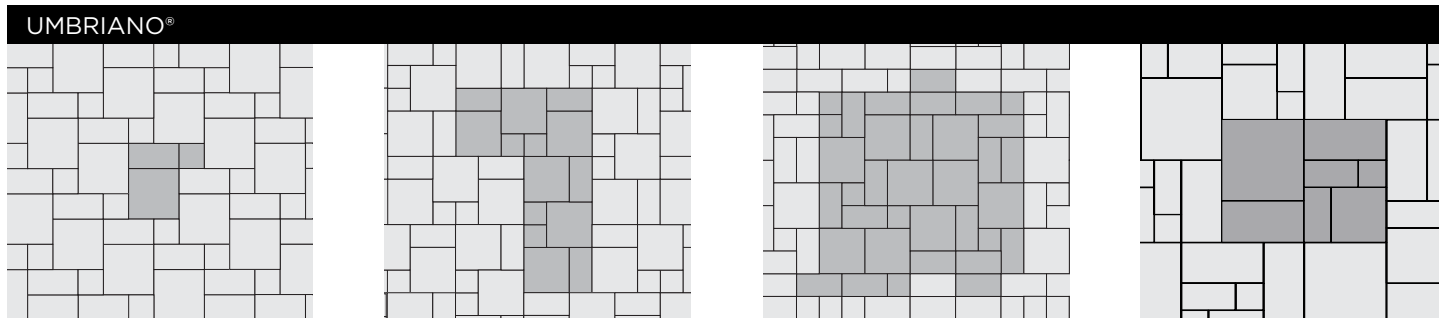


Tribeca Cobble - Random Bundle



Town Hall B - 100% Standard

Town Hall D - 100% Standard

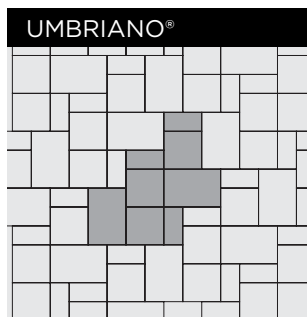


Umbriano A - 57% 16"x16", 29% 16"x8," 14% 8"x8"

Umbriano B - 67% 16"x16", 22% 16"x8", 11% 8"x8"

Umbriano C - 54% 16"x16", 37% 8"x16", 9% 8"x8"

Umbriano E - 33% 24"x24", 33% 12"x24", 15% 16"x16", 15% 16"x8," 4% 8"x8"



Random Bundle A - 40% Large Rectangle, 40% Square, 20% Small Rectangle

BASE THICKNESS CHART (GENERAL)

APPLICATION	GRAVEL BASE	BEDDING COURSE	BACKFILL WIDTH (WALLS ONLY)
PATIOS, WALKWAYS, POOL DECKS	4" - 6" (10cm - 15cm)	1" (2.5cm)	
DRIVEWAYS	8" - 12" (20cm - 30cm)	1" (2.5cm)	
STEPS, PLANTERS, RAISED PATIOS	6" (15cm)	0 - 1/8" (0cm-.3cm)	8" - 12" (20cm - 30cm)
RETAINING WALLS UNDER 18" (45cm)	6" (15cm)	0 - 1/8" (0cm-.3cm)	12" (30cm)
RETAINING WALLS OVER 18" (45cm)	6" (15cm)	0 - 1/8" (0cm-.3cm)	16" (50cm)

Soil condition - In areas with poor soil conditions, (e.g., heavy clay, disturbed soils) increase the depth of the base to provide more stability. Where poor soil conditions exist, it may be advisable to contract an engineer when constructing a retaining wall in excess of 24" in height.

Area = (Length) x (Width)
 Area of a Circle = $3.14 \times (\text{Radius}) \times (\text{Radius})$
 Area of a Half Circle = $1.57 \times (\text{Radius}) \times (\text{Radius})$
 Area of a Quarter Circle = $.78 \times (\text{Radius}) \times (\text{Radius})$
 Area of a Triangle = $(1/2 \text{ Base}) \times (\text{Height})$
 Perimeter of a Circle = $6.28 \times (\text{Radius})$
 Perimeter of a Half Circle = $3.14 \times (\text{Radius})$
 Perimeter of a Quarter Circle = $1.57 \times (\text{Radius})$

Metric Equivalents
 1 inch = 2.5400 centimeters
 1 foot = 0.3048 meter
 1 yard = 0.9144 meter
 1 sq. foot = 929.030 sq.centimeters
 1 sq. meter = 1.196 sq. yards
 27 cu feet = 1 cu. yard

1 centimeter = 0.3937 inch
 1 meter = 39.3701 inches

UNILOCK ELEMENTS

PRE-BUILT FIREPLACES FROM UNILOCK

FEATURES:

- | Installs in less time
- | Built to exacting standards
- | Coordinates beautifully with new or existing Unilock paving stones
- | Built with UL-approved fireboxes and grills (gas units available)

TUSCANY FIREPLACE

Sierra with Copthorne® accent.



CUSTOM SOLUTIONS

Custom designed solutions allow you to embellish with pavers, making it easy to match your patio borders and banding for that cohesive look and feel.



All Element fireplaces are pre-built in the factory and can be installed in any location accessible by forklift.

ADDITIONAL ELEMENTS



BRICK OVEN



GRILL ISLAND



MODA
SPECIAL ORDER

The Moda pre-built fireplace is constructed from Lineo Dimensional Stone and Series™ accent.



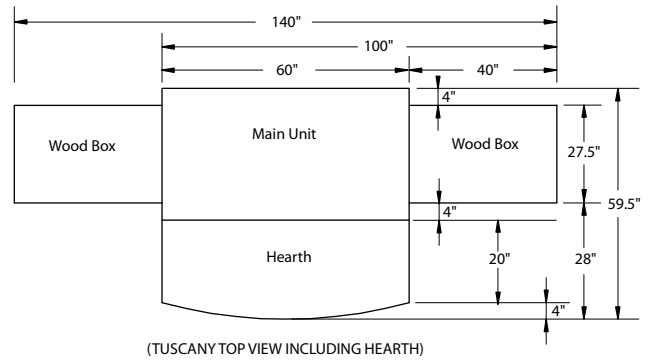
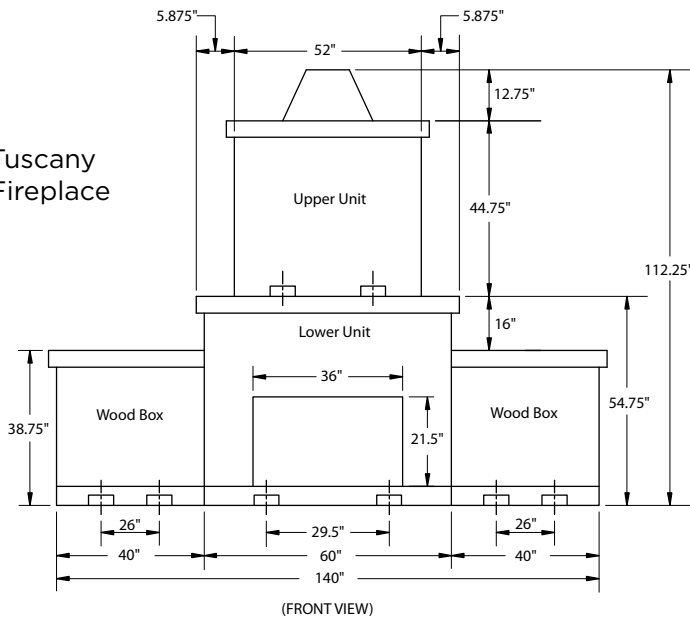
BELLA
SPECIAL ORDER

The Bella pre-built fireplace is constructed from Rivercrest® Wall.

Units and colors may not be exactly as shown.

UNILOCK ELEMENTS

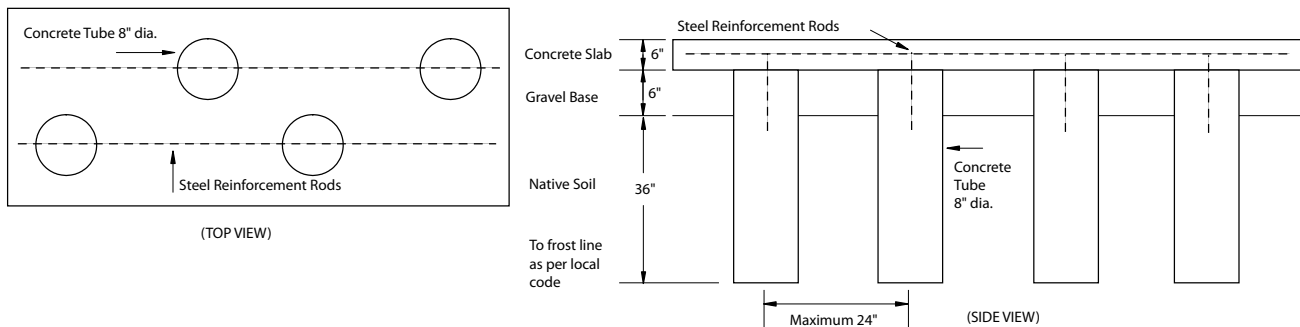
Tuscany Fireplace



Weights:

Fireplace Top	2815 lbs
Fireplace Bottom	3995 lbs
Wood Box (set of 2)	3785 lbs
Arched Hearth	1070 lbs

Typical Cross Section for Concrete Pad Installation



Guarantee: The standard Unilock guarantee applies to the units used to construct Unilock Elements. (See Unilock literature for details.) Third party grills and fireboxes carry their respective manufacturer's warranty and may change without notice.

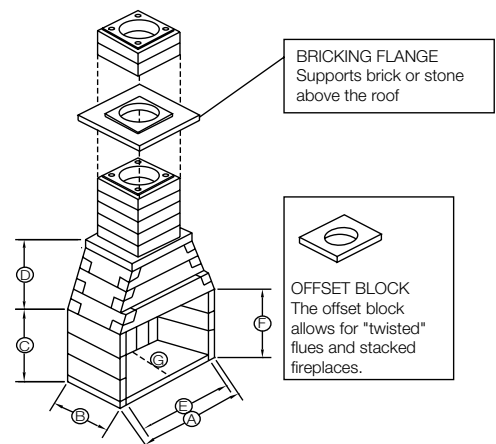
Note: Unilock reserves the right to change model designs, accessories and colors without notice. Unilock will not be responsible for improper use or handling that results in property damage. Some models may not be exactly as shown. Fireplaces come complete with UL- approved stainless steel fireboxes. Check local building codes and regulations prior to ordering and installing Unilock Elements.

FIRE ROCK FIREPLACE

Pre-Engineered Masonry Fireplace and Chimney System

The Fire Rock Masonry Fireplace and Chimney System is a pre-engineered refractory components kit system. Fire Rock products represent the latest technology in safe, high-performance, all-masonry fireplaces and chimneys. In recent years, many architects and landscape firms have utilized Fire Rock for outdoor rooms and patios. Contact your local Unilock representative for availability of additional components (wood boxes, grill surrounds, etc.). **SPECIAL ORDER - LEAD TIME REQUIRED.**

Firebox		30"	36"	42"
Overall Width	A	38	44	50
Overall Depth	B	28.5	28.5	28.5
Firebox Height	C	38	38	38
Smoke Ch. Ht.	D	22.75	22.75	32.125
Opening Width	E	32.5	38.5	44.5
Opening Height	F	32.125	32.125	32.125
Firebox Depth	G	22.75	22.75	22.75
Width at Top		26	26	32
Width at Rear		21.875	27.875	33.875



NOTE: 30" units are special order. Also available: Refractory Mortar and Firebrick Installation Kits.

CLEANERS, SEALERS & SANDS

PAVER CLEANERS



POLYBIND™ OIL & GREASE CLEANER

CLN050

Polybind Oil & Grease Cleaner is effective in removing oil and grease from the surface of concrete pavers and natural stones. Easy to use - dissolves, dislodges and removes oil and grease. No hydrochloric acid in product - washes off with water.

Packaging • 1 quart container (6 per carton, 24 cartons per pallet)

Note: Carefully read all instructions and safety information on product label prior to application. For additional safety information, see SDS.



POLYBIND™ EFFLORESCENCE CLEANER

CLN045

Polybind Efflorescence Remover will remove any efflorescence stains trapped in the concrete paver and natural stone pores. It will make the pavers look more clean and vibrant. This efflorescence cleaning is a necessary step before a sealer is applied. The sealer will be able to get a deeper penetration into the now-clean pores.

Packaging • 1 & 5 gallon • Box of 4 x 1 US gallon (24-1 gal boxes & 48-5 gal pails per pallet)

Note: Carefully read all instructions and safety information on product label prior to application. For additional safety information, see SDS.



POLYBIND™ RUST CLEANER

CLN051

Polybind Rust Cleaner is effective in removing rust from the surface of concrete pavers. Contains no muriatic acid.

Packaging • 1 quart container (6 per carton, 24 cartons per pallet)

Note: Carefully read all instructions and safety information on product label prior to application. For additional safety information, see SDS.



POLYBIND™ RUBBER, PAINT & TAR REMOVER

CLN049

Polybind Rubber, Paint & Tar Remover is effective in removing rubber, paint and tar from the surface of concrete pavers and natural stone. Easily washes off with water and is easy to use.

Packaging • 1 quart container (6 per carton, 24 cartons per pallet)

Note: Carefully read all instructions and safety information on product label prior to application. For additional safety information, see SDS.



POLYBIND™ SEALER STRIPPER

CLN068 (1 gallon) & CLN069 (5 gallon)

Polybind Sealer Stripper is extremely effective for removing either water-based or solvent-based sealers from concrete pavers or stone. It is environmentally responsible (water-based), yet it removes multiple layers in a single application. It is a paste which is easily applied with a brush or roller.

Packaging • 1 & 5 gallon (Box of 4 x 1 US gallon (24-1 gallon boxes & 48-5 gallon pails per pallet)

Note: Carefully read all instructions and safety information on product label prior to application. For additional safety information, see SDS.

SEALERS

SEALERS



POLYBIND™ WET LOOK SEALER SB

SEAL143 (1 gallon) & SEAL144 (5 gallon)

Polybind Wet Look Sealer is made from acrylic-based polymers. It penetrates deep into the concrete paver and natural stone pores, thus reducing the oil and dirt penetration, as well as protecting them from the corrosion of de-icing salt.

Packaging • 1 and 5 gallon available • Box of 4 x 1 US gallon (24-1 gal boxes & 48-5 gal pails per pallet)

Note: Carefully read all instructions and safety information on product label prior to application. For additional safety information, see SDS.



POLYBIND™ ECO SEAL ZERO GLOSS WB

SEAL149 (1 gallon) & SEAL150 (5 gallon)

Polybind Eco Seal Zero Gloss is 100% pure, high-grade acrylic used to seal concrete pavers, clay pavers and natural stone. It penetrates deep into the pavers and natural stone pores, thus reducing oil and dirt penetration as well as protecting them from the corrosion of de-icing salt.

Packaging • 1 & 5 gallon • Box of 4 x 1 US gallon (24-1 gallon boxes & 48-5 gallon pails per pallet)

Note: Carefully read all instructions and safety information on product label prior to application. For additional safety information, see SDS.

SEALERS (Continued)



POLYBIND™ ECO SEAL LOW GLOSS WB

SEAL147 (1 gallon) & SEAL148 (5 gallon)

Polybind Eco Seal Low Gloss is 100% pure, high-grade acrylic used to seal concrete pavers, clay pavers and natural stone. It penetrates deep into the pavers and natural stone pores, thus reducing the oil and dirt penetration, as well as protecting them from the corrosion of de-icing salt.

Packaging • 1 and 5 gallon available • Box of 4 x 1 US gallon (24 1 gal boxes & 48 5 gal pails per pallet)

Note: Carefully read all instructions and safety information on product label prior to application. For additional safety information, see SDS.



POLYBIND™ ECO SEAL HIGH GLOSS WB

SEAL145 (1 gallon) & SEAL146 (5 gallon)

Polybind Eco Seal Zero Gloss is 100% pure, high-grade acrylic used to seal concrete pavers, clay pavers and natural stone. It penetrates deep into the pavers and natural stone pores, thus reducing oil and dirt penetration as well as protecting them from the corrosion of de-icing salt.

Packaging • 1 and 5 gallon available • Box of 4 x 1 US gallon (24 1 gal boxes & 48 5 gal pails per pallet)

Note: Carefully read all instructions and safety information on product label prior to application. For additional safety information, see SDS.



POLYBIND™ DELUXE NATURAL LOOK SEALER ZERO GLOSS WB

SEAL139 (1 gallon) & SEAL140 (5 gallon)

Polybind Deluxe Natural Look Sealer Zero Gloss is made from fluorochemical polymers. It penetrates deep into concrete pavers, walls, masonry and natural stone. It is non-film-forming, is water-repellant and zero VOC.

Packaging • 1 & 5 gallon • Box of 4 x 1 US gallon (24-1 gallon boxes & 48-5 gallon pails per pallet)

Note: Carefully read all instructions and safety information on product label prior to application. For additional safety information, see SDS.



POLYBIND™ ECO SEAL HIGH GLOSS SEALER + COLOR ENHANCER WB

SEAL185 (1 gallon) & SEAL186 (5 gallon)

Polybind Eco Seal High Gloss is 100% pure, high-grade acrylic used to seal concrete pavers, clay pavers and natural stone. It penetrates deep into the pavers and natural stone pores, thus reducing oil and dirt penetration as well as protecting them from the corrosion of de-icing salt. It provides a high-gloss finish as well as vibrant color enhancement.

Packaging • 1 & 5 gallon • Box of 4 x 1 US gallon (24-1 gallon boxes & 48-5 gallon pails per pallet)

Note: Carefully read all instructions and safety information on product label prior to application. For additional safety information, see SDS.



POLYBIND™ DELUXE NATURAL STONE SEALER ZERO GLOSS + COLOR ENHANCER WB

SEAL177 (1 gallon) & SEAL182 (5 gallon)

Polybind Deluxe Sealer for Natural Stone Zero Gloss is made from silicone-based polymers. It penetrates deep into natural stone. It is non-film-forming, water-based and enhances the color of natural stone.

Packaging • 1 & 5 gallon • Box of 4 x 1 US gallon (24-1 gallon boxes & 48-5 gallon pails per pallet)

Note: Carefully read all instructions and safety information on product label prior to application. For additional safety information, see SDS.



POLYBIND™ RESEALER SB

SEAL155 (1 gallon) & SEAL156 (5 gallon)

Polybind Resealer penetrates the existing sealer and reactivates it to create rejuvenated protection of the paver surface, thus reducing oil and dirt penetration as well as protecting it from the corrosion of de-icing salt.

Packaging • 1 & 5 gallon • Box of 4 x 1 US gallon (24-1 gallon boxes & 48-5 gallon pails per pallet)

Note: Carefully read all instructions and safety information on product label prior to application. For additional safety information, see SDS.

ADHESIVE



POLYBIND XTRA PERFORMANCE (XP) POLYURETHANE ADHESIVE

ADH035 (10 oz) & ADH038 (28 oz)

10 oz. Tube = 20' at 1/4" bead (12/case, 90 cases/pallet) & 28 oz. Tube = 52' at 1/4" bead (12/case, 90 cases/pallet)

Polybind XP Adhesive is formulated for fast cure time, extra bond strength and durability. Applications include concrete pavers and walls, overlays, pool copings, steps and wall caps, wetcast and natural stones. It can be applied above 32° and on either dry or damp surfaces. Drying times vary depending on factors such as humidity, porosity, temperature and materials bonded together.

SANDS (Continued)



POLYBIND SAND

SAND078 (Tan), SAND080 (Gray) & SAND113 (Black)

Designed for paver joints up to a maximum of 1 inch.

Polybind HP Sand is a unique mixture of polymer binders and calibrated sand available in Nevada Tan, Oxford Grey & Ivory White. The installation of Polybind Sand is almost identical to using regular paver joint sand, except for the application of water. Once it sets, it becomes very firm and locks between the paver joints. This firm bond maintains pavers securely in place, being equally effective on both horizontal and sloped surfaces.

Packaging: • 50 lb bag • 56 bags per skid • 65-85 sq.ft. coverage per bag for narrow joints, larger joints will require more sand



POLYBIND COMPLETE SAND

SAND074 (Tan), SAND075 (Gray) & SAND122 (Black)

Designed paver joints up to a maximum of 2 inches.

Specifically calibrated sand is mixed with a new generation of intelligent polymers which neutralize haze and dust. No blower is needed and only one watering is required. Once it sets, it bonds firmly between paver joints and is equally effective on both horizontal and sloped surfaces

Packaging: • 50 lb bag • 56 bags per skid • 65-85 sq.ft. coverage per bag for narrow joints, larger joints will require more sand



NEW POLYBIND G2 SAND

SAND150 (Tan) & SAND151 (Gray)

Designed specifically for drainage and non-drainage base.

Specifically calibrated sand is mixed with a new generation of intelligent polymers which neutralize haze and dust. No blower is needed and only one watering is required. Once it sets, it bonds firmly between paver joints and is equally effective on both horizontal and sloped surfaces

Packaging: • 50 lb bag • 56 bags per skid • 65-85 sq.ft. coverage per bag for narrow joints; larger joints will require more sand



NEW POLYBIND G2 COMPLETE SAND

SAND152 (Tan), SAND153 (Gray), SAND154 (Black) & SAND155 (Ivory)

Designed for paver joints up to a maximum of 2 inches.

No Dust – No Haze – No Blower – One Watering. G2 Complete Sand is the cleanest, fastest and easiest polymeric sand installed in the industry. It can be used with concrete pavers, wetcast and natural stones, and is recommended for use in patios, pool decks, walkways, driveways, parking spaces, etc.

Packaging: • 50 lb bag • 56 bags per skid • 65-85 sq.ft. coverage per bag for narrow joints; larger joints will require more sand



POLYBIND DUST

SAND072 (Tan) & SAND073 (Gray)

Designed for natural stone joints 1/2" to 4".

Polybind Dust is a unique mixture of polymer binders and calibrated crushed stone available in two colors - Tan & Grey. Once Polybind Dust sets, it becomes very firm and locks between the stone joints. This firm bond maintains the stones securely in place, being equally effective on both horizontal and sloped surfaces.

Packaging: • 50 lb bag • 56 bags per skid • 20-30 sq.ft. coverage per bag for joints 1"-2" wide and stones approximately 2" thick



SUREBOND JOINTING SAND

SAND001-1 This jointing sand will properly complete the interlocking of the segmental pavers because it is clean, angular and meets ASTM-C144 specifications. This type of sand is more stable in the paver joints and has the optimal gradation to ensure long term performance of the pavement system. Recommended for joints up to 3/4" • Washed, screened & dried • Available in tan & grey. Packaging: 50 lb bag



EASY PRO™

SAND066-1 (Tan), SAND067-1 (Gray) & SAND068-1 (Black)

Ultimate Paving Stone Joint Compound

Designed for installation in light rain or sun with a surface temperature above 32°F, this pre-mixed epoxy resin product is ideal for residential driveways, patios, pool decks and walkways.

Features: Vacuum packed, pre-mixed and ready to use, eco-friendly (60% renewable products), no haze formulation, for joint widths starting from 1/8" wide 1 1/4" deep. Colors: Tan, Black 50 lb container - premixed

Coverage: Approximately 50 sq. ft. /container Coverage will vary depending on the type/size of stone used.

STORAGE: Open product good for 30 day when covered with water.

Note: This product is not suitable for use with Il Campo®, Series™, and Unigranite®. *

SANDS (Continued)

Sands	Polybind Sand / Polybind G2 Sand	Polybind Complete Sand/ Polybind Complete G2 Sand	Polybind Dust	Unicare® Easy Pro®
PAVERS \ FEATURES	For joints up to 1". May be sealed. Available in Tan or Gray. Binding sand.	For joints up to 1.5". May be sealed. Available in Tan, Gray or Black. Binding sand.	For natural stone joints 0.5" to 4". Available in Tan or Gray. Binding sand.	For joints up to 1". May be sealed. Available in Tan, Gray or Black. Binding sand.
Copthorne®	✓	✓	✓*	✓
Courtstone®	✓	✓	✓	✓
Il Campo®	N/R	N/R	N/R	N/R
Richcliff®	✓	✓	✓*	✓
Rivenstone™	N/R	✓	✓	✓
Senzo™	✓	✓	N/R	N/R
Series™	N/R	N/R	N/R	N/R
Thornbury™	✓	✓	✓	✓
Town Hall®	✓	✓	✓	N/R
Tribeca Cobble™	N/R	N/R	N/R	N/R
Umbriano®	✓	✓	N/R	N/R
Unigranite®	N/R	N/R	N/R	N/R
Natural Stone	✓	✓	✓	N/R
Tumbled Pavers	✓	✓	✓	N/R
Standard Pavers	✓	✓	✓	✓

N/R - Not Recommended ✓ - Recommended

✓* - These pavers have a very narrow or slightly angled edge (chamfer) limiting sand penetration in the joint and causing possible weak bonding areas. The life cycle performance could be affected.

IMPORTANT NOTICE

1. **DO NOT USE** Polymeric Jointing Sand on the following products:

Series™ Il Campo® Unigranite® Tribeca Cobble

If joint stabilization is required, use ordinary jointing sand and apply a stabilizing sealer. Contact your local Unilock office for recommended sealants and application specifics.

2. **EXTRA CARE** must be exercised when using Polymeric Sand on the following products:

Courtstone® Copthorne® Richcliff® Town Hall® Umbriano®

Polymeric Jointing Sand can be used on these products but the fine polymers and binders in Polymeric Jointing Sand have a natural tendency to adhere to the surface and therefore extra diligence must be taken to pre-clean the surface prior to "wetting the sand in" and squeegee off the surface post application. Failure to do so will result in a "whitish haze" on the surface that is difficult to remove.

3. **IMPORTANT COMPACTION NOTICE:** Always pre-compact the pavers WITHOUT SAND IN THE JOINTS. This will facilitate proper leveling. Polymeric sand can then be swept into the joints. *Always use a compactor with a protective membrane attached to the bottom of the plate.*

Polymeric Jointing Sand, cleaners and sealers, must always be applied by a trained and experienced professional. Contact your local Unilock office for training and the most up-to-date best practices.

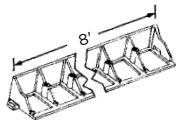
NOTICE: Unilock does not accept any responsibility for damage to the surface caused by the improper application and use of polymeric sand, sealers or cleaners. Unilock will not accept responsibility for alternate suppliers of polymeric sand, jointing sand, cleaners and sealers.

EDGE RESTRAINT

SnapEdge - One-Piece Edging That Does It All!

EDGE001

- Only one part required for straight runs or curved installations
- Built-in connector fastens one piece to the next – convenient 96" size, makes them easy to transport
- Unique 'Snip and Flex' feature speeds installations of curves and corners without pre-planning
- The open design allows a root system to grow through SnapEdge, further reinforcing the installation
- Engineered to provide a strong, easy-to-install edge restraint for concrete/clay pavers
- Nail hole bosses are full-length cylinders. Hammer blows will not fracture or force nail heads through edging



Product Information:

8' (96") length pcs.

Sidewall: 1 7/8"

Pieces per Pallet: 672 (5,376 In. ft.)

Pieces per Bundle: 24 (192 In. ft.)

Bundles per Pallet: 28

Pallet Weight: 1395 lbs.

Pallet Size: 98" l x 48"w x 50" h

Polybind Edge Edging

EDGE0056 - Rigid / EDGE061 - Tile Edge

- Rigid has Twist & Lock connection system
- Rigid can be changed to a partial Flex by cutting the bridge support
- Tile Edge provides stability and strong lateral support for all porcelain tile installations



Rigid Edge



Tile Edge

Product Information:

Rigid:

8' (96") length pcs.

Sidewall: 1-3/4"

Pieces per Bundle: 24 (192 In. ft.)

Pieces per Pallet: 672 (5376 In. ft.)

Tile:

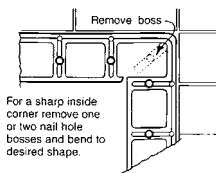
8' (96") length pcs.

Sidewall: 5/8"

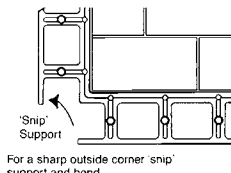
Pieces per Bundle: 24 (192 In. ft.)

Pieces per Pallet: 384 (3072 In. ft.)

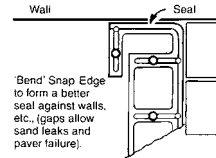
TIPS FOR QUICK AND EASY INSTALLATION WITHOUT PRE-PLANNING



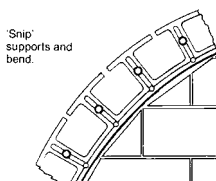
Sharp Inside Corner



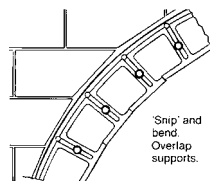
Sharp Outside Corner



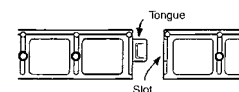
Proper Wall Installation



Gentle Outside Curves



Gentle Inside Curves



Fasten Snap Edge lengths together by inserting tongue on one piece into slot on adjoining piece.

Pieces Snap Together

DRAINAGE, SEPARATION AND REINFORCEMENT



UNILOCK DRIVEGRID™ SYSTEM

- 120' x 13' Roll - 1,572 sq. ft./56 lbs per roll



GATOR GRID 30-30

Gator Grid 30-30, a biaxial geogrid, provides strength, longevity, excellent stress transfer and prevents failure to the internal structure of landing areas, retaining walls and steep slopes. It has a high molecular weight as well as high-tenacity polyester yards which are woven in tension and finished with a PVC coating.

Packaging & Unilock SKU • 4' x 50' - FAB070 / 6' x 150' - FAB072



GATOR FABRIC NON-WOVEN 3.5

Gator Fabric Non-Woven 3.5 geotextile is ideal for drainage, filtration and will allow water flow in a paver or retaining wall application. It is designed for soil separation for added stability, has high strength and is dimensionally stable.

Packaging & Unilock SKU • 4' x 100' - FAB038 / 6' x 100' - FAB040



GATOR FABRIC WOVEN 5

Gator Fabric Woven 5 is a woven geotextile made from polypropylene yarns and can achieve higher tensile strength at low elongation. It is an excellent heavy-loading geotextile, ideal for driveways, alleyways, pathways and retaining walls.

Packaging & Unilock SKU • 4' x 100' - FAB049 / 6.25' x 300' - FAB052



GATOR FABRIC POLYSPUN 8

Gator Fabric Polyspun 8 geotextile is specially formulated to resist deterioration in garden and landscape applications. It creates a barrier to reduce weed growth and allows water, fertilizer and air to pass through.

Packaging & Unilock SKU • 6' x 100' • FAB064

CALCULATIONS

BEDDING MATERIALS CHART (APPROXIMATE IMPERIAL TONS)

Square Feet	Bedding Course											
	1"	2"	3"	4"	5"	6"	7"	8"	9"	10"	11"	12"
50	0.3	0.5	0.8	1.0	1.3	1.5	1.8	2.0	2.3	2.5	2.8	3.0
100	0.5	1.0	1.5	2.0	2.5	3.0	3.5	4.0	4.5	5.0	5.5	6.0
150	0.8	1.5	2.3	3.0	3.8	4.5	5.3	6.0	6.8	7.5	8.3	9.0
200	1.0	2.0	3.0	4.0	5.0	6.0	7.0	8.0	9.0	10.0	11.0	12.0
250	1.3	2.5	3.8	5.0	6.3	7.5	8.8	10.0	11.36	12.5	13.8	15.0
300	1.5	3.0	4.5	6.0	7.5	9.0	10.5	12.0	13.5	15.0	16.5	18.0
350	1.8	3.5	5.3	7.0	8.8	10.5	12.3	14.0	15.8	17.5	19.3	21.0
400	2.0	4.0	6.0	8.0	10.0	12.0	14.0	16.0	18.0	20.2	22.0	24.0
450	2.3	4.5	6.8	9.8	11.3	13.5	15.8	18.0	20.3	22.5	24.8	27.0
500	2.5	5.0	7.5	10.0	12.5	15.0	17.5	20.0	22.5	25.0	27.5	30.0
550	2.8	5.5	8.3	11.0	13.8	16.5	19.3	22.0	24.8	27.5	30.3	33.0
600	3.0	6.0	9.0	12.0	15.0	18.0	21.0	24.0	27.0	30.0	33.0	36.0
650	3.3	6.5	9.8	13.0	16.3	19.5	22.8	26.0	29.3	32.5	35.8	39.0
700	3.5	7.0	10.5	14.0	17.5	21.0	24.5	28.0	31.5	35.0	38.5	42.0
750	3.8	7.5	11.36	15.0	18.8	22.5	26.3	30.0	33.8	37.5	41.3	45.0
800	4.0	8.0	12.0	16.0	20.0	24.0	28.0	32.0	36.0	40.0	44.0	48.0
850	4.3	8.5	12.8	17.0	21.3	25.5	29.8	34.0	38.3	42.5	46.8	51.0
900	4.5	9.0	13.5	18.0	22.5	27.0	31.5	36.0	40.5	45.0	49.5	54.0
950	4.8	9.5	14.3	19.0	23.8	28.5	33.3	38.0	42.8	47.5	52.3	57.0
1000	5.0	10.0	15.0	20.0	25.0	30.0	35.0	40.0	45.0	50.0	55.0	60.0

Actual volume may vary due to type of materials, moisture content, and compaction. Calculation charts and formulas are provided as a service by Unilock for estimating material requirements. Unilock will not be held responsible in any way for resulting product overage or shortage.

BASE DEPTH CHARTS (CUBIC YARDS)

Square Feet	Bedding Course											
	1"	2"	3"	4"	5"	6"	7"	8"	9"	10"	11"	12"
50	0.2	0.3	0.5	0.6	0.8	0.9	1.1	1.2	1.4	1.5	1.7	1.9
100	0.3	0.6	0.9	1.2	1.5	1.9	2.2	2.5	2.8	3.1	3.4	3.7
150	0.5	0.9	1.4	1.9	2.3	2.8	3.2	3.7	4.2	4.6	5.1	5.6
200	0.6	1.2	1.9	2.5	3.1	3.7	4.3	4.9	5.6	6.2	6.8	7.4
250	0.8	1.5	2.3	3.1	3.9	4.6	5.4	6.2	6.9	7.7	8.5	9.3
300	0.9	1.9	2.8	3.7	4.6	5.6	6.5	7.4	8.3	9.3	10.2	11.1
350	1.1	2.2	3.2	4.3	5.4	6.5	7.6	8.6	9.7	10.8	11.9	13.0
400	1.2	2.5	3.7	4.9	6.2	7.4	8.6	9.9	11.1	12.3	13.6	14.8
450	1.4	2.8	4.2	5.6	6.9	8.3	9.7	11.1	12.5	13.9	15.3	16.7
500	1.5	3.1	4.6	6.2	7.7	9.3	10.8	12.3	13.9	15.4	17.0	18.5
550	1.7	3.4	5.1	6.8	8.5	10.2	11.9	13.6	15.3	17.0	18.7	20.4
600	1.9	3.7	5.6	7.4	9.3	11.1	13.0	14.8	16.7	18.5	20.4	22.2
650	2.0	4.0	6.0	8.0	10.0	12.0	14.0	16.0	18.1	20.1	22.1	24.1
700	2.2	4.3	6.5	8.6	10.8	13.0	15.1	17.3	19.4	21.6	23.8	25.9
750	2.3	4.6	6.9	9.3	11.6	13.9	16.2	18.5	20.8	23.1	25.5	27.8
800	2.5	4.9	7.4	9.9	12.3	14.8	17.3	19.8	22.2	24.7	27.2	29.6
850	2.6	5.2	7.9	10.5	13.1	15.7	18.4	21.0	23.6	26.2	28.9	31.5
900	2.8	5.6	8.3	11.1	13.9	16.7	19.4	22.2	25.0	27.8	30.6	33.3
950	2.9	5.9	8.8	11.7	14.7	17.6	20.5	23.5	26.4	29.3	32.3	35.2
1000	3.1	6.2	9.3	12.3	15.4	18.5	21.6	24.7	27.8	30.9	34.0	37.0

Actual volume may vary due to type of materials, moisture content, and compaction. Calculation charts and formulas are provided as a service by Unilock for estimating material requirements. Unilock will not be held responsible in any way for resulting product overage or shortage.

IMPORTANT NOTES

UNILOCK PAVER PATTERNS

This Product Data Guide contains an extensive reference to patterns and designs. The purpose of these pattern swatches is to help the designer plan unique and exceptional designs. The percentages of products shown are based on the pattern and not on bundle configurations. In fact, there may be situations in which a pattern has been created with one particular size of stone, but that stone only comes packaged with two other sizes. This means that the designer will have to plan how the other components are used in the overall plan. This is usually accomplished by adding a border or an accent. As a result, overages or shortages may occur in certain patterns. The designer and/or installer of Unilock products accepts all responsibility for design and all associated costs incurred as a result of applying any of Unilock's suggested design patterns in a project. Please plan your project and review your order carefully prior to ordering.

TRANSFERABLE LIFETIME GUARANTEE

Unilock provides a Transferable Lifetime Guarantee* on the structural integrity of our paving stones, slabs and retaining wall units to the original purchaser of the product for residential use. Any materials installed and maintained to our guidelines, and subject to normal wear, that prove defective, will be replaced without cost. Color matching cannot be guaranteed and replacement labor is not included. Proof of purchase is required.

Excessive defective material (over the industry accepted normal of 2% for non-tumbled unit pavers) delivered to the purchaser will be replaced free of charge if a written claim is made within 5 days of delivery from the manufacturer. Such claims will not constitute reason for delaying payment. All goods shall be deemed accepted if completely installed. Inspect concrete products prior to opening bundle packaging to ensure that shape and color are as ordered. Unsatisfactory material must be available for inspection by Unilock to entitle the purchaser to any adjustment or credit. Inspect all concrete units during installation and set aside any which are chipped or cracked to use for any cut pieces required. The color of concrete products may vary significantly between production lots. Always install concrete units from several bundles simultaneously to ensure proper distribution of color. Prior to final compaction, inspect installed pavers for good color distribution. Relocate certain pavers, if necessary, to achieve desired color blend.

*Transferable Lifetime Guarantee: Register your project within 60 days of your dated proof of purchase to ensure your Unilock Guarantee is fully transferable! Simply go online at unilock.com and follow instructions. Once processed, you will receive an original Transferable Warranty Certificate for your records.

PRODUCT HANDLING WARNING

Bundle Straps Under Tension - Use extreme caution when removing or handling straps. Always wear gloves, goggles, safety footwear, and protective clothing when removing or handling straps. Failure to do so may result in serious bodily injury or loss of sight. Cut all concrete products only in well ventilated areas. Inhalation of dust is a serious health risk. A "NIOSH" (US) or a "CSA" (CDN) approved respirator, safety goggles, hearing protectors, and gloves must be worn at all times. Always "wet-cut" or "wet grind" concrete products to minimize dust.

Do not stack bundled concrete products higher than 2 bundles high. Contents of the bundle may be unstable and subject to topple when stacked. Always use extreme caution and appropriate equipment when transporting or storing bundled concrete products. Failure to do so may result in serious bodily injury or death. Always obey gross vehicle weight (GVW) loading limitations and regulations.

Hazard Rating: Fire 0, Health 1, Reactivity 0. See MSDS Concrete Masonry (Pavers). Contact Unilock for complete sheet or view safety information at www.unilock.com.

Unilock assumes no liability or responsibility for loss or damage, resulting from the improper use or handling of our products, or from failure to follow instructions, warnings, and/or advisories on the product label, and on the MSDS sheet.

TRADEMARK AND LEGAL INFORMATION

Umbriano® are trademarks of Metten Stein + Design GmbH & Co KG used under license by Unilock.


Unilock Ltd. and Hengestone Holdings, Inc. are the owners or authorized users of all trademarks used in this publication unless otherwise specified.

Measurements throughout this portfolio are nominal.

*Colors shown in this catalog should be used only as a guide. Colors should always be chosen from actual samples. Contact your local Unilock representative for color availability in your area.

Not all products shown are available at all Unilock locations. Log on to www.unilock.com for availability.

FINISHES



BRUSHED



COBBLESTONE



WEATHERED




DIMPLED AND WEATHERED




FLAGSTONE




SMOOTH



WASHED



SMOOTH - ZERO BEVEL



SPLIT



TIMEWORN



SPLIT AND WEATHERED



STANDARD

Color Blend Descriptions

COLOR NAME	DESCRIPTION
Almond Grove	Tan, Buff and Charcoal
Basalt	Blueish-Black
Bavarian	Brown, Cream and Charcoal
Beechwood	Tan and Charcoal
Belgian Blue	Blueish-Gray
Birch	Dark Brown, Light Brown & Cream
Black Granite	Black Granite and Charcoal
Bluestone (Rivenstone)	Blue with Black and Brown Veining
Canyon	Plum with Yellow-Brown
Castano	Dark Brown and Burnt Brown Blend
Cocoa Brown	Solid Dark Brown
Coastal Slate	Grey and Tan
Coffee Creek	Sandstone, Brown and Charcoal
Copperwood	Buff and Russet
Cremo	Cream and Buff
Dawn Mist	Grey and Tan
Desert Sand	Salmon, Buff and Charcoal
Fossil	Light and Dark Grey, Chamois and White Accents
French Grey	Light Grey with White Flake
Granite	Natural and Charcoal
Grindstone	Buff and Grey

COLOR NAME	DESCRIPTION
Heritage Brown	Dark Brown and Salmon
Ice Grey	Gray and White
Limestone	Light Gray and Charcoal
Mahogany	Brown and Charcoal
Mahogany Ash	Mid Brown and Light Charcoal
Midnight Sky	Charcoal and Black Flake
Natural Blend	Light Grey and Medium Grey
Nevada	Chamois and Natural
Opal Blend	Light Grey & White
Pebble Taupe	Tan with Light Brown
Rose (Unigranite)	Brown and Charcoal with Rose Granite
Rustic Red	Red and Charcoal
Sable Blend	Cream Tan Brown
Sandstone	Buff and Tan
Sierra	Charcoal, Russet and Buff
Slate (Unigranite)	Slate with Black Granite
St. Clair	Salmon and Brown
Steel Grey Blend	Dark Charcoal & Grey
Summer Wheat	Cream White with Pale Yellow & Beige Particles
Sycamore	Brown, Buff and Charcoal
Terra Cotta	Salmon and Charcoal
Winter Marvel	White and Black Flake

Colors shown in this brochure should be used only as a guide. Colors should always be chosen from actual samples.

PRODUCT DIRECTORY

UNIT PAVERS

Product	Page	Finish	Pedestrian	Residential Vehicular	Commercial Vehicular	Environmental	For Borders & Accents
Anchorlock [®]	2	S			✓		
Artline™	2	S	✓				
Beacon Hill Flagstone™	3	F	✓				
Beacon Hill Smooth™	3	SM	✓				
Bristol Valley [®]	4	S	✓				
Brussels Block [®]	4	W	✓	✓			✓
Copthorne [®]	5	T	✓	✓			✓
Courtstone [®]	5	C	✓	✓			✓
Double Holland™	8	S	✓	✓	✓		✓
Dura-Mat™	6	S		✓		✓	
Eco-Optiloc™	6	S	✓	✓	✓	✓	
Eco-Priora™	7	B	✓	✓	✓	✓	
Europaver [®]	7	S	✓	✓			✓
Holland Premier [®]	8	S	✓	✓			✓
Hollandstone™	8	S	✓	✓	✓		✓
Il Campo [®]	9	B	✓	✓	✓		✓
Mattoni	9	T	✓	✓	✓		✓
Natural Stone	10	SM	✓				
Olde Greenwich Cobble [®]	12	S	✓	✓	✓		✓
Optiloc [®]	12	S	✓	✓	✓		
Porcelain	11	SM	✓				
Promenade [®] Paver	13	S	✓	✓	✓		✓
Richcliff [®]	13	F	✓	✓			✓
Rivenstone™	14	F	✓				
Senzo™	14	SM	✓				✓
Series™	15	WS	✓	✓	✓		✓
Thornbury™	16	F	✓	✓		✓	
Town Hall [®]	16	T	✓	✓	✓	✓	✓
Tribeca Cobble	17	C	✓	✓			✓
Turfstone™	17	S		✓		✓	
Umbriano [®]	18	SZ	✓	✓	✓		✓
Uni Eco-Stone [®]	19	S				✓	
Unigranite [®]	19	SP	✓	✓			✓

RETAINING WALLS

Product	Page	Finish	Gardens	Retaining Walls	Steps	Seatwalls	Pillars
Brussels Dimensional System™	20	W	✓	✓	✓	✓	✓
DuraHold2 [®]	21	S		✓			
DuraHold [®]	22	S		✓			
Estate Wall [®]	23	SP/W	✓	✓	✓	✓	✓
Lineo™ Dimensional Stone	24	SZ	✓	✓			
Mackinaw	26						
Pisa2 [®]	27	SP	✓	✓	✓	✓	✓
Rivercrest [®] Wall	28	F	✓		✓	✓	✓
RomanPisa [®]	30	SP/W	✓	✓	✓	✓	✓
SienaStone [®]	31	SP		✓	✓		
SplitN'STACK [®]	32	SP	✓				
U-Cara™	33						

Finishes:

B=Brushed; C=Cobblestone; D=Dimpled; DW=Dimpled and Weathered; F=Flagstone; S=Standard; SM=Smooth; SZ=Smooth Zero Bevel; SP=Split; SP/W=Split and Weathered; T=Timeworn; W=Weathered; WS=Washed

This application chart should only be used as a guide. Site conditions, base materials, pattern and frequency of use may vary the performance of various types and styles of products.

[illegible]



BOSTON
(508) 278-4536

CLEVELAND
(330) 927-4000

NEW YORK
(845) 278-6700

BUFFALO
(716) 822-6074

DETROIT
(248) 437-7037

ONTARIO
(416) 646-9000

CHICAGO
(630) 892-9191

MILWAUKEE
(262) 742-3890

UNILOCK.COM | 1-800-UNILOCK

©2018 Hengestone Holdings, Inc.