




2018 PRODUCT DATA



UNILOCK
DESIGNED TO CONNECT.

UNILOCK[®] QUALITY

GUARANTEED

GOOD CLASSIC

This is how the first pavers were manufactured. The product mix of large and small aggregates is consistent, from top to bottom, with color mixed throughout. The Unilock Classic pavers we manufacture exceed all ASTM standards for quality and strength.



BETTER ENDURACOLOR[™]

EnduraColor products are manufactured in a two-step process which combines a base of coarser aggregates for a stronger foundation, with concentrated color and wear-resistant finer aggregates on top. EnduraColor products are highly resistant to fading because the top layer prevents large, lighter color aggregates from showing through.

ENDURACOLOR[™]
PLUS ARCHITECTURAL FINISHES

THE BEST CHOICE.

ONLY UNILOCK OFFERS
ENDURACOLOR PLUS ARCHITECTURAL FINISHES.

These products set a new standard for everlasting beauty thanks to proprietary blends of some of nature's highest performing minerals such as granite and quartz, combined with manufacturing technologies that are exclusive to Unilock.



EXCLUSIVE UNILOCK TECHNOLOGIES

REALA[™]

Ultra realistic textures cast from Natural Stone, brick and historic cobblestones.

ULTIMA[™]

A proprietary manufacturing process creates pavers with up to four times the strength of poured concrete.

COLORFUSION[™]

A proprietary technology that disperses color randomly for a natural granite-like appearance.

EASYSOIL[™]

Factory sealed to provide integral surface protection from stains

There are two Clean Factors (CF[®]) to choose from:

CLEAN FACTORS (CF)	CF 90	CF 100
Pavers are pre-sealed at the factory	*	*
Enhanced resistance to weathering	*	*
Reduced dirt absorption	*	**
Stains from leaves, coffee, ketchup, mustard, wine and BBQ oils are easier to remove	*	**

NEW FOR 2018



U-CARA

34



U-CARA

34

PAGE PAVERS

2	Artline™	
3	Beacon Hill™ Flagstone	
3	Beacon Hill™ Smooth	
4	Bristol Valley®	
4	Brussels Block®	
5	Copthorne®	
6	Courtstone®	
6	DuraMat™	
7	Dura-Flow™	NEW
7	Eco-Line®	
7	Eco-Optiloc™	
8	Eco-Priora	
8	Europaver®	
9	Hollandstone™ / Double Holland®	
9	Mattoni	
10	Il Campo®	
11	Natural Stone	
14	Optiloc®	
14	Promenade™ Plank Paver	
15	Porcelain	
16	Richcliff®	
16	Senzo™	
17	Series™	
18	Thornbury™	
19	Town Hall®	
19	Tribeca Cobble™	
18	Turfstone™	
20	Umbriano®	
21	Unigranite®	
21	Windermere™	

PAGE RETAINING WALLS

22	ArchiTEXTURES™ Wall	
23	Brussels Dimensional Stone®	
24	DuraHold®	
25	DuraHold2®	
26	Lineo™ Dimensional Stone	
27	Pisa2®	
28	Rivercrest® Wall and Pillar Unit	
30	SienaStone®	
31	SienaStone® Smooth	NEW
32	SonomaStone®	
33	StackStone®	
34	U-CARA™	NEW
36	Brussels Fullnose™	
36	Universal Coping	NEW
37	Ledgestone™ Pillar Caps, Coping & Steps	
37	Universal Base	NEW
38	Coping and StepTread Pairings	

PAGE PRODUCT & INSTALLATION INFORMATION

39	Laying Patterns
43	Unilock Elements
44	Rivercrest® Fire Pit & Sunset Fire Pits
45	Hardscape Accessories
47	Jointing Sand
49	Accessories
50	Charts & Calculations
53	Important Notes
54	Finishes & Color Blends
55	Product Directory



GEORGIAN SUNSET
FUSION
NEW FOR 2018



GRANITE FUSION










SIERRA FUSION



ALPINE FUSION
While Quantities Last



				Individual units cannot be sold separately Random Bundle
6 3/4" x 4 7/8" x 2 3/4" (16.9cm x 12.5cm x 7cm)	10 3/8" x 4 7/8" x 2 3/4" (26.25cm x 12.5cm x 7cm)	13 3/8" x 4 7/8" x 2 3/4" (33.75cm x 12.5cm x 7cm)	17 3/4" x 4 7/8" x 2 3/4" (45cm x 12.5cm x 7cm)	
				
8 7/8" x 7 1/2" x 2 3/4" (22.5cm x 18.75cm x 7cm)	13 3/8" x 7 1/2" x 2 3/4" (33.75cm x 18.75cm x 7cm)	17 3/4" x 7 1/2" x 2 3/4" (45cm x 18.75cm x 7cm)		

	Unit	SqFt Per				Per Bundle		Soldier LnFt Per			Sailor LnFt per			Units Per			Lbs Per		
Stones & Bundling	Thickness	Bundle	Layer	Section	Stone	Layers	Sections	SqFt	Section	Bundle	SqFt	Section	Bundle	SqFt	Section	Bundle	Layer	Section	Bundle
Pickering Manufacturing / Series & Umbriano - Georgetown Manufacturing																			
Random Bundle		93.25	11.66			8	-	-	-	-	0.483	192.9	-	-	-	192	373	-	2,986


Notes: Product sold in full bundles only on a refundable skid. Read the Polymeric Sand advisory on page 48. All measurements are nominal.

Important: A urethane rubber paver mat must be used to prevent scuffing.

Internal Use Only. ART ON

IL CAMPO® FINISH

To create a one-of-a-kind custom look, Artline is also available in these three finishes:



GRANITE BLEND
While Quantities Last

SERIES™ FINISH



BLACK GRANITE
While Quantities Last

UMBRIANO® FINISH




MIDNIGHT SKY
While Quantities Last

FLAGSTONE FINISH



ALMOND GROVE FUSION



GRANITE FUSION



OAK BROWN FUSION



SIERRA FUSION



DESERT SAND FUSION
While Quantities Last



SMOOTH FINISH



ALMOND GROVE FUSION



MIDNIGHT CHARCOAL



GRANITE FUSION



OAK BROWN FUSION



SIERRA FUSION



OPAL BLEND

7" X 14" OPAL BLEND, DARK BROWN AND MIDNIGHT CHARCOAL ARE AVAILABLE IN SMOOTH FINISH ONLY






OPAL BLEND





DARK BROWN
While Quantities Last



DESERT SAND FUSION
While Quantities Last

			Individual units cannot be sold separately Random Bundle
LARGE RECTANGLE 21¼" x 14½" x 2⅜" & 3⅜" 54cm x 36cm x 6 & 8cm	SQUARE 14½" x 14½" x 2⅜" & 3⅜" 36cm x 36cm x 6 & 8cm	SMALL RECTANGLE 7½" x 14½" x 2⅜" & 3⅜" 18cm x 36cm x 6 & 8cm	

	
XL UNIT SMOOTH FINISH ONLY 21" x 28" x 2⅜" 53cm x 71cm x 6cm	SMALL RECTANGLE BUNDLE SMOOTH FINISH ONLY 7½" x 14½" x 2⅜" & 3⅜" 18cm x 36cm x 6cm & 8cm

Random Bundle applies to both Flagstone and Smooth Finishes

	Unit	SqFt Per				Per Bundle		Soldier LnFt Per			Sailor LnFt per			Units Per			Lbs Per		
Stones & Bundling	Thickness	Bundle	Layer	Section	Stone	Layers	Sections	SqFt	Section	Bundle	SqFt	Section	Bundle	SqFt	Section	Bundle	Layer	Section	Bundle
Picking Manufacturing Beacon Hill Flagstone/Granite Fusion and Almond Grove Fusion, stocked in Ayr																			
Random Bundle		94.20	10.47			9	-	1.364	-	69.1	0.985	-	95.6	0.76	-	72	287	-	2,584
Large Rectangle	2⅜" (6cm)	-	-	-	2.089	-	-	1.768		21.3	1.181		31.8	0.48		18	-	-	-
Small Rectangle	2⅜" (6cm)	-	-	-	0.698	-	-	1.181		15.9	0.591		31.9	1.43		27	-	-	-
Square	2⅜" (6cm)	-	-	-	1.395	-	-	1.179		31.8	1.181		31.9	0.72		27	-	-	-
7"x14"	2⅜" (6cm)	94.20	10.47		0.698	9	-	1.182	-	79.7	0.591	-	159.4	1.43	-	135	287	-	2,584
21"x28" (Smooth Only)	2⅜" (6cm)	75.33	8.37		4.185	9	-	7.087	-	10.6	3.543	-	21.3	0.24	-	18	230	-	2,067
Random Bundle		73.24	10.46			7	-	1.364	-	53.7	0.985	-	74.4	0.77	-	56	383	-	2,680
Large Rectangle	3⅜" (8cm)	-	-	-	2.089	-	-	1.768		16.5	1.181		24.8	0.48		14	-	-	-
Small Rectangle	3⅜" (8cm)	-	-	-	0.698	-	-	1.181		12.4	0.591		24.8	1.43		21	-	-	-
Square	3⅜" (8cm)	-	-	-	1.395	-	-	1.179		24.8	1.181		24.8	0.72		21	-	-	-
7"x14"	3⅜" (8cm)	73.24	10.46		0.698	7	-	1.181	-	62.0	0.591	-	124.0	1.43	-	105	383	-	2,680

Notes: Sold in full bundles only on a refundable skid. Beacon Hill 6cm is not intended for vehicular applications. Beacon Hill 8cm is approved for vehicular applications. All measurements are nominal. **Important: A urethane rubber paver mat must be used to prevent scuffing.**

Internal Use Only. BHF/BHS ON



ALPINE FUSION



GRANITE FUSION



SIERRA FUSION



LARGE RECTANGLE
21¼" x 14½" x 2⅜"
54cm x 36cm x 6cm



SQUARE
14⅞" x 14⅞" x 2⅜"
36cm x 36cm x 6cm



SMALL RECTANGLE
7⅞" x 14⅞" x 2⅜"
18cm x 36cm x 6cm

Individual units cannot
be sold separately
Random Bundle

	Unit	SqFt Per				Per Bundle		Soldier LnFt Per			Sailor LnFt per			Units Per			Lbs Per		
Stones & Bundling	Thickness	Bundle	Layer	Section	Stone	Layers	Sections	SqFt	Section	Bundle	SqFt	Section	Bundle	SqFt	Section	Bundle	Layer	Section	Bundle
Ayr Manufacturing																			
Random Bundle		94.20	10.47			9	-	-	-	69.1	0.985	-	95.6	0.76	-	72		-	2,584
Large Rectangle	2⅝" (6cm)	-	-	-	2.089	-	-	1.768		21.3	1.181		31.8	0.48		18	-	-	-
Square	2⅝" (6cm)	-	-	-	1.395	-	-	1.181		15.9	1.181		31.9	0.72		27	-	-	-
Small Rectangle	2⅝" (6cm)	-	-	-	0.698	-	-	1.181		31.9	0.591		31.9	1.43		27	-	-	-

Notes: Product sold in full bundles only on a refundable skid. All measurements are nominal. **Product is not intended for vehicular applications.**

Important: A urethane rubber paver mat must be used to prevent scuffing.

Internal Use Only. BRV ON

BRUSSELS BLOCK®



DESERT SAND



LIMESTONE



MAHOGANY



SANDSTONE



SIERRA



MIDNIGHT CHARCOAL

Midnight Charcoal
only available in
XL, standard, and
fullnose.



XL STONE
8¾" x 13¾" x 2¾"
20.8cm x 34.8cm
x 7cm



STANDARD STONE
6⅞" x 8¾" x 2¾"
17.3cm x 20.8cm
x 7cm



HALF STONE
4⅞" x 6⅞" x 2¾"
10.4cm x 17.3cm
x 7cm



	Unit	SqFt Per				Per Bundle		Soldier LnFt Per			Sailor LnFt per			Units Per			Lbs Per		
Stones & Bundling	Thickness	Bundle	Layer	Section	Stone	Layers	Sections	SqFt	Section	Bundle	SqFt	Section	Bundle	SqFt	Section	Bundle	Layer	Section	Bundle
Ayr Manufacturing																			
XL	2¾" (7cm)	95.94	11.99	31.98	0.800	8	3	1.172	27.3	81.9	0.700	-	137.0	1.25	40	120	378	1,008	3,024
Standard	2¾" (7cm)	95.94	11.99	19.19	0.400	8	5	0.704	27.2	136.2	0.586	-	163.8	2.50	48	240	383	613	3,064
Half	2¾" (7cm)	95.94	11.99	15.99	0.200	8	6	0.586	27.3	163.8	0.352	-	272.4	5.00	80	480	372	496	2,976

Notes: All measurements are nominal.

Internal Use Only. BBK ON



BURGUNDY RED



BURNT CLAY



OLD OAK



BURGUNDY RED/
BURNT CLAY/OLD
OAK
Sold Separately/
Blended on Site

TECHNICAL ADVANTAGES

Reala™ Surface Technology

Ultra-realistic textures cast from natural stone, brick and historic cobblestones.

Ultima™ Concrete Technology

This proprietary manufacturing process creates pavers and walls with up to four times the strength of poured concrete.



BASALT



STEEL BLUE
COMING SOON



STANDARD
2½" x 7⅞" x 2⅜"
6.5cm x 20cm x 6cm

Stones & Bundling	Unit	SqFt Per				Per Bundle		Soldier LnFt Per			Sailor LnFt per			Units Per			Lbs Per		
	Thickness	Bundle	Layer	Section	Stone	Layers	Sections	SqFt	Section	Bundle	SqFt	Section	Bundle	SqFt	Section	Bundle	Layer	Section	Bundle
Ayr Manufacturing																			
Standard	2⅝" (6cm)	89.20	11.15		0.149	8	-	0.708	-	126.0	0.227	-	393.7	6.73	-	600	294	-	2,349

Notes: Sold in full bundles only on a refundable skid. All measurements are nominal. **Important:** A urethane rubber paver mat must be used to prevent scuffing. Read the Polymeric Sand advisory on page 48. Contact your Unilock Territory Manager for further information.

Internal Use Only. COP ON



BASALT



BELGIAN BLUE



DAWN MIST



PEBBLE TAUPE

BASALT/
BELGIAN BLUE
Sold Separately/
Blended on SiteDAWN MIST/
PEBBLE TAUPE
Sold Separately/
Blended on Site

TECHNICAL ADVANTAGES

Reala™ Surface Technology

Ultra-realistic textures cast from natural stone, brick and historic cobblestones.

Ultima™ Concrete Technology

This proprietary manufacturing process creates pavers and walls with up to four times the strength of poured concrete.

XL RECTANGLE
5½" x 8⅝" x 2⅜"
13cm x 21.5cm x 6cmLARGE RECTANGLE
5½" x 7¼" x 2⅜"
13cm x 18.5cm x 6cmRECTANGLE
5½" x 6½" x 2⅜"
13cm x 16.5cm x 6cmSMALL RECTANGLE
5½" x 5¼" x 2⅜"
13cm x 14.5cm x 6cmSQUARE
5½" x 5½" x 2⅜"
13cm x 13cm x 6cmIndividual units cannot
be sold separately

Random Bundle

Stones & Bundling	Unit	SqFt Per				Per Bundle		Soldier LnFt Per			Sailor LnFt per			Units Per			Lbs Per		
	Thickness	Bundle	Layer	Section	Stone	Layers	Sections	SqFt	Section	Bundle	SqFt	Section	Bundle	SqFt	Section	Bundle	Layer	Section	Bundle
Ayr Manufacturing																			
Random Bundle		98.30	12.29			8	-	0.600	-	163.8	0.444	-	221.5	3.91	-	384	291	-	2,326
XL Rectangle	2⅜" (6cm)	-	-	-	0.301	-	-	0.705		54.6	0.427		90.3	3.32		128	-	-	-
Large Rectangle	2⅜" (6cm)	-	-	-	0.259	-	-	0.607		27.3	0.427		38.8	3.86		64	-	-	-
Rectangle	2⅜" (6cm)	-	-	-	0.231	-	-	0.541		27.3	0.427		34.6	4.33		64	-	-	-
Small Rectangle	2⅜" (6cm)	-	-	-	0.203	-	-	0.476		27.3	0.427		30.4	4.93		64	-	-	-
Square	2⅜" (6cm)	-	-	-	0.182	-	-	0.427		27.3	0.427		27.3	5.50		64	-	-	-

Notes: Sold in full bundles only on a refundable skid. All measurements are nominal. **Important:** A urethane rubber paver mat must be used to prevent scuffing. Read the Polymeric Sand advisory on page 48. Contact your Unilock Territory Manager for further information.

Internal Use Only. CRT ON

DURA-MAT™

DURA-MAT™ is available as a Special order.
Contact Unilock for more information.

STANDARD
19⅜" x 19⅜" x 4"
50cm x 50cm x 10cm

Stones & Bundling	Unit	SqFt Per				Per Bundle		Soldier LnFt Per			Sailor LnFt per			Units Per			Lbs Per		
	Thickness	Bundle	Layer	Section	Stone	Layers	Sections	SqFt	Section	Bundle	SqFt	Section	Bundle	SqFt	Section	Bundle	Layer	Section	Bundle
Gormley Manufacturing																			
Standard	4" (10cm)	78.4	-	-	2.8	5	-	-	-	-	-	-	-	0.357	-	28	-	-	2,240

Notes: Custom Order item. Lead time required. Sold in full bundles only on a refundable skid. All measurements are nominal. Contact your Unilock Territory Manager for further information.

Internal Use Only. DMT ON



NATURAL



9 7/8" x 9 7/8" x 3 1/8"
(25cm x 25cm x 8cm)



Stones & Bundling	Unit	SqFt Per				Per Bundle		Soldier LnFt Per			Sailor LnFt per			Units Per			Lbs Per		
	Thickness	Bundle	Layer	Section	Stone	Layers	Sections	SqFt	Section	Bundle	SqFt	Section	Bundle	SqFt	Section	Bundle	Layer	Section	Bundle
Ayr Manufacturing																			
Random Bundle	-	74.17	10.59		0.504	7								1.99		147	350		2,452

Notes: DuraFlow™ can be manufactured in a variety of special order colors and textures Minimum quantities will apply. *Please contact your Unilock Territory Manager for more details.

Internal Use Only. EOP ON

ECO-LINE®

Eco-Line is Special Order only.

14" x 3 5/16" x 4" (35.7cm x 8.4cm x 10cm)	12 1/2" x 3 5/16" x 4" (31.7cm x 8.4cm x 10cm)	11" x 3 5/16" x 4" (27.7cm x 8.4cm x 10cm)	9 3/8" x 3 5/16" x 4" (23.7cm x 8.4cm x 10cm)
14" x 4 1/2" x 4" (35.7cm x 11.4cm x 10cm)	12 1/2" x 4 1/2" x 4" (31.7cm x 11.4cm x 10cm)	11" x 4 1/2" x 4" (27.7cm x 11.4cm x 10cm)	9 3/8" x 4 1/2" x 4" (23.7cm x 11.4cm x 10cm)

Individual units cannot be sold separately
Random Bundle



Stones & Bundling	Unit	SqFt Per				Per Bundle		Soldier LnFt Per			Sailor LnFt per			Units Per			Lbs Per		
	Thickness	Bundle	Layer	Section	Stone	Layers	Sections	SqFt	Section	Bundle	SqFt	Section	Bundle	SqFt	Section	Bundle	Layer	Section	Bundle
Pickering Manufacturing																			
Random Bundle	4" (10cm)	66.20	11.03			6	-	-	-	-	-	-	-	-	-	144	504	-	3,027

Notes: Special Order only - multiple finish and color options are available. Please contact your Unilock Territory Manager for further information. All measurements are nominal. **Important: A urethane rubber paver mat must be used to prevent scuffing. Approved for vehicular applications**

Internal Use Only. EOL ON

ECO-OPTILOC™



NATURAL



STANDARD
10 1/4" x 10 1/4" x 3 1/8"
26cm x 26cm x 8cm



Stones & Bundling	Unit	SqFt Per				Per Bundle		Soldier LnFt Per			Sailor LnFt per			Units Per			Lbs Per		
	Thickness	Bundle	Layer	Section	Stone	Layers	Sections	SqFt	Section	Bundle	SqFt	Section	Bundle	SqFt	Section	Bundle	Layer	Section	Bundle
Gormley Manufacturing																			
Standard	3 1/8" (8cm)	73.90	9.24		0.503	8	-	-	-	-	-	-	-	1.99	-	147	321	-	2,564

Notes: This product is optimized for mechanical installation. Product is sold in full bundles only on a refundable skid. Eco-Optiloc is available in Series™ and Il Campo® finishes. Custom colors are also available. Minimum quantities apply on custom orders. Contact your Unilock Territory Manager for further information. All measurements are nominal.

Internal Use Only. EOP ON



OPAL BLEND



STEEL GREY BLEND



LARGE SQUARE
10" x 10" x 3 1/8"
24cm x 24cm x 8cm

RECTANGLE
5" x 10" x 3 1/8"
12cm x 24cm x 8cm



	Unit	SqFt Per				Per Bundle		Soldier LnFt Per			Sailor LnFt per			Units Per			Lbs Per		
Stones & Bundling	Thickness	Bundle	Layer	Section	Stone	Layers	Sections	SqFt	Section	Bundle	SqFt	Section	Bundle	SqFt	Section	Bundle	Layer	Section	Bundle
Pickering Manufacturing																			
Large Square	3 1/8" (8cm)	65.10	9.30		0.620	7	-	0.787	-	82.7	0.787	-	82.7	1.61	-	105	333	-	2,329
Rectangle	3 1/8" (8cm)	74.59	10.66		0.304	7	-	0.773	-	96.5	0.387	-	192.9	3.29	-	245	381	-	2,669

Notes: Sold in full bundles only on a refundable skid. Eco-Priora is also available in Series™, Il Campo and Umbriano® finishes as a custom order. Minimum quantities apply on custom orders. All measurements are nominal. **Important:** A urethane rubber paver mat must be used to prevent scuffing. Specially designed aggregates must be used for the joints. **join** Contact your Unilock Territory Manager for further information.

Internal Use Only. EPA ON


EUROPAVER®



BURNT OAK




COFFEE CREEK



DARK CHARCOAL



GRANITE BLEND



12" x 12" x 2 3/4"
30cm x 30cm x 7cm



6" x 12" x 2 3/4"
15cm x 30cm x 7cm



6" x 6" x 2 3/4"
15cm x 15cm x 7cm



	Unit	SqFt Per				Per Bundle		Soldier LnFt Per			Sailor LnFt per			Units Per			Lbs Per		
Stones & Bundling	Thickness	Bundle	Layer	Section	Stone	Layers	Sections	SqFt	Section	Bundle	SqFt	Section	Bundle	SqFt	Section	Bundle	Layer	Section	Bundle
Ayr Manufacturing																			
12" x 12"	2¾" (7cm)	69.75			0.969	-								1.03		72			2,233
6" x 12"	2¾" (7cm)	81.38			0.485	-								2.07		168			2,606
6" x 6"	2¾" (7cm)	94.94			0.242	-								4.13		392			3,040

Notes: Sold in full bundles only on a refundable skid. All measurements are nominal.

Internal Use Only. EUP ON

HOLLANDSTONE™/DOUBLE HOLLAND®



DARK CHARCOAL**



GRANITE**



NATURAL**



RUSTIC RED




SIERRA



TERRA COTTA**



HOLLANDSTONE
4" x 8" x 2⅜"
10cm x 20cm x 6cm



DOUBLE HOLLAND
8" x 8" x 2⅜"
20cm x 20cm x 6cm



Stones & Bundling	Unit	SqFt Per				Per Bundle		Soldier LnFt Per			Sailor LnFt per			Units Per			Lbs Per		
	Thickness	Bundle	Layer	Section	Stone	Layers	Sections	SqFt	Section	Bundle	SqFt	Section	Bundle	SqFt	Section	Bundle	Layer	Section	Bundle
Ayr Manufacturing																			
Hollandstone	2⅝" (6cm)	109.26		21.85	0.219	-	5	0.666	32.8	164.0	0.333	-	328.1	4.58	100	500		600	2,999
	3⅞" (8cm)	87.41		17.48	0.219	-	5	0.666	26.2	131.2	0.333	-	262.5	4.58	80	400		640	3,199
Double Holland	2⅝" (6cm)	108.72		21.74	0.435	-	5	0.663	32.8	164.0	0.663	-	164.0	2.30	50	250		597	2,984
	3⅞" (8cm)	86.98		17.40	0.435	-	5	0.663	26.2	131.2	0.663	-	131.2	2.30	40	200		637	3,183

Notes: Hollandstone is available in all listed colors. Double Holland is available in marked colors (**). Hollandstone and Double Holland are dimensionally compatible. All measurements are nominal. *8cm product is special order. Call ahead for available quantities.

Internal Use Only. HOL ON

MATTONI

ENDURACOLOR™



COCOA BROWN



DARK CHARCOAL



SABLE BLEND



STANDARD
2¼" x 9½" x 2¾"
6cm x 24cm x 7cm



Stones & Bundling	Unit	SqFt Per				Per Bundle		Soldier LnFt Per			Sailor LnFt per			Units Per			Lbs Per		
	Thickness	Bundle	Layer	Section	Stone	Layers	Sections	SqFt	Section	Bundle	SqFt	Section	Bundle	SqFt	Section	Bundle	Layer	Section	Bundle
Pickering Manufacturing																			
2.5" x 8"	2¼" (7cm)	89.28	11.16		0.155	8	-	0.787	-	113.4	0.197	-	453.5	6.45	-	576	357	-	2,859

Notes: Sold in full bundles only on a refundable skid. All measurements are nominal. **Important: A urethane rubber paver mat must be used to prevent scuffing. Read the Polymeric Sand advisory on page 48.** Contact your Unilock Territory Manager for further information.

Internal Use Only. MAT ON



GRANITE BLEND
Available only in
4x12" (7cm)



HERITAGE BROWN
Available only in
6x8" (7cm)



DARK CHARCOAL
Available only in
6x8" (7cm) and 4x8" (7cm)



4" x 12" x 2¾"
10cm x 30cm x 7cm



6" x 8" x 2¾"
15cm x 20cm x 7cm



4" x 8" x 2¾" & 3⅛"
10cm x 20cm x 7cm

ADDITIONAL COLORS AND SIZES:

12 x 12", 4 x 12", 6 x 8" and Random Bundle are available in additional colors while quantities last. Contact your Unilock Territory Manager for further information.

	Unit	SqFt Per				Per Bundle		Soldier LnFt Per			Sailor LnFt per			Units Per			Lbs Per		
Stones & Bundling	Thickness	Bundle	Layer	Section	Stone	Layers	Sections	SqFt	Section	Bundle	SqFt	Section	Bundle	SqFt	Section	Bundle	Layer	Section	Bundle
Georgetown Manufacturing																			
12" x 12"	2¾" (7cm)	93.04	11.63	-	0.969	8	-	0.985	-	94.5	0.985	-	94.5	1.03	-	96	393	-	3,140
4" x 12"	2¾" (7cm)	93.04	11.63	-	0.323	8	-	0.985	-	94.5	0.328	-	283.5	3.10	-	288	393	-	3,140
6" x 8"	2¾" (7cm)	93.04	11.63	-	0.323	8	-	0.656	-	141.7	0.492	-	189.0	3.10	-	288	392	-	3,140
4" x 8"	2¾" (7cm)	94.60	11.82	-	0.219	8	-	0.667	-	141.8	0.334	-	283.6	4.57	-	432	377	-	3,021
4" x 8"	3⅛" (8cm)	82.70	11.82	-	0.219	7	-	0.667	-	124.0	0.333	-	248.0	4.57	-	378	432	-	3,026
Random Bundle		89.12	11.14	-	-	8	-	0.567	-	154.9	0.465	-	191.6	-	-	336	376	-	3,008
6" x 8"	2¾" (7cm)	-	-	-	0.323	-	-	0.656	-	78.7	0.492	-	105.0	3.10	-	160	-	-	-
6" x 6"	2¾" (7cm)	-	-	-	0.242	-	-	0.492	-	55.1	0.492	-	55.1	4.13	-	112	-	-	-
4" x 6"	2¾" (7cm)	-	-	-	0.161	-	-	0.492	-	21.0	0.328	-	31.5	6.19	-	64	-	-	-

Notes: *Dark Charcoal is only available in 6" x 8" and 4" x 8". **Il Campo® is sold in full bundles only on a refundable skid.** All measurements are nominal.

Important: A urethane rubber mat must be used to prevent scuffing. Read the Polymeric Sand advisory on page 48. Contact your Unilock Territory Manager for further information.

Internal Use Only. ILC ON

NATURAL STONE

SANDSTONE



STONE CLIFF GREY




GREYFIELD



INDIAN COAST



SILVER BIRCH



NIAGARA VALLEY
While Quantities Last



AUTUMN HARVEST
While Quantities Last

Natural Edge Coping
Steps and Fullnose
Coping are available
in all of these
Sandstone Colors,
and in Limestone
Black River.


LIMESTONE



BLACK RIVER



HEARTHSTONE
While Quantities Last



MIDNIGHT SHADOW
While Quantities Last



12" x 24" x 7/8"
30cm x 60cm
x 2.2cm



18" x 24" x 7/8"
45cm x 60cm
x 2.2cm



24" x 24" x 7/8"
60cm x 60cm
x 2.2cm




24" x 36" x 7/8"
60cm x 90cm
x 2.2cm

NATURAL EDGE COPING
AVAILABLE ONLY IN LIMESTONE
BLACK RIVER ONLY AND ALL
SANDSTONE COLORS



NATURAL EDGE STEP
AVAILABLE ONLY IN LIMESTONE
BLACK RIVER ONLY AND ALL
SANDSTONE COLORS



FULLNOSE COPING
AVAILABLE ONLY IN LIMESTONE
BLACK RIVER ONLY AND ALL
SANDSTONE COLORS



All 4 edges of coping
are rockfaced.

Please see charts
below and on the
next page for sizes
available for the
Natural Edge Coping
and Edge Step, and
Fullnose Coping.

PILLAR CAP
AVAILABLE ONLY IN ALL
LIMESTONE AND ALL
SANDSTONE COLORS,
EXCEPT RENAISSANCE GOLD



24" x 24 x 2.5"
60 cm x 60cm x 6.4cm

Sandstone and Limestone Slab Data

Stones & Bundling	Unit Thickness	SqFt/ Crate	SqFt/ Stone	Units/ SqFt	Units/ Crates	Lbs/ Unit	Lbs/ Crate
12" x 24"	0.87" (2.2cm)	180	2	0.5161	90	23.13	2,082
18" x 24"	0.87" (2.2cm)	186	3	0.3441	62	34.71	2,152
24" x 24"	0.87" (2.2cm)	160	4	0.2581	40	46.28	1,851
24" x 36"	0.87" (2.2cm)	180	6	0.1720	30	69.40	2,082



NATURAL STONE cont'd

Natural Edge Coping Data

Stones & Bundling	Unit Thickness	Face Ft/ Crate	Linear Ft/ Crate	Linear Ft/ Unit	Units/ Crates	Lbs/ Unit	Lbs/ Crate
12" x 48"	2" (5cm)	-	80	4	20	105.82	2,116
12" x 72"	2" (5cm)	-	72	6	12	158.73	1,905
16" x 48"	2" (5cm)	-	64	4	16	141.09	2,258
16" x 72"	2" (5cm)	-	60	6	10	209.44	2,094

Steps Data

Stones & Bundling	Unit Thickness	Face Ft/ Crate	Linear Ft/ Crate	Linear Ft/ Unit	Units/ Crates	Lbs/ Unit	Lbs/ Crate
16" x 48"	6" (15cm)	32	24	4	6	421.08	2,526
16" x 72"	6" (15cm)	32	24	6	4	628.31	2,513


Fullnose Coping Data

Stones & Bundling	Unit Thickness	Face Ft/ Crate	Linear Ft/ Crate	Linear Ft/ Unit	Units/ Crates	Lbs/ Unit	Lbs/ Crate
12" x 48"	2" (5cm)	-	80	4	20	105.82	2,116
12" x 72"	2" (5cm)	-	72	6	12	158.73	1,905

Pillar Cap Data

Stones & Bundling	Unit Thickness	Face Ft/ Crate	Linear Ft/ Crate	Linear Ft/ Unit	Units/ Crates	Lbs/ Unit	Lbs/ Crate
24" x 24"	2.5" (6.5cm)	-	-	-	14	136.6	1,914

LIMESTONE



RENAISSANCE GOLD
While Quantities Last

Renaissance Gold Data

Stones & Bundling	Unit Thickness	SqFt/ Crate	SqFt/ Stone	Units/ SqFt	Units/ Crates	Lbs/ Unit	Lbs/ Crate
11" x 22"	0.87" (2.2cm)	151	1.7	0.5950	90	20.07	1,806
16.5" x 22"	0.87" (2.2cm)	156	2.5	0.3967	62	30.10	1,866
22" x 22"	0.87" (2.2cm)	134	3.4	0.2975	40	40.06	1,602
22" x 33"	0.87" (2.2cm)	151	5.0	0.1983	30	60.20	1,806

NATURAL STONE cont'd

GRANITE



BLACK OYSTER
(Flamed)



CASTLE
GREY
(Flamed)



GALAXY FROST
(Flamed)



POLAR
WHITE
(Fine-Picked)



TUNGSTEN GREY
(Fine-Picked)



SABLE
BLACK
(Fine-Picked)



12" x 12" x 1"
30cm x 30cm x 2.5cm
While Quantities Last




12" x 24" x 1"
30cm x 60cm x 2.5cm



24" x 24" x 1"
60cm x 60cm x 2.5cm



12" x 24" x 2"
60cm x 60cm x 5cm



24" x 24" x 2"
60cm x 60cm x 5cm



12" x 36" x 2"
30cm x 90cm x 5cm



18" x 36" x 2"
45cm x 90cm x 5cm

Notes: All dimensions are nominal. Product is not sectionable. Sold on non-refundable skid.

Granite Slab Data (30mm)

Stones & Bundling	Unit Thickness	SqFt/ Crate	SqFt/ Stone	Units/ SqFt	Units/ Crates	Lbs/ Unit	Lbs/ Crate
Random	1" (2.5cm)	200	-	-	93	-	2,709
12" x 12"	1" (2.5cm)	100	1	1	100	13.77	1,336
12" x 24"	1" (2.5cm) / 2" (5cm)	200 / 80	2 / 4	0.5 / 0.25	100 / 20	13.91 / 50	2,700 / 2,204
24" x 24"	1" (2.5cm) / 2" (5cm)	200 / 80	4 / 3	0.25 / 0.33	50 / 36	14.07 / 38.89	2,730 / 3,086
12" x 36"	2" (5cm)	78	3	0.33	36	38.89	3,086
18" x 36"	2" (5cm)	90	4.50	0.22	20	60	2,646

Notes: All dimensions are nominal. Product is not sectionable. Sold on non-refundable skid.

OPTILOC®



NATURAL



STANDARD
10¼" x 10¼" x 3½"
26cm x 26cm x 8cm



Stones & Bundling	Unit	SqFt Per				Per Bundle		Soldier LnFt Per			Sailor LnFt per			Units Per			Lbs Per		
	Thickness	Bundle	Layer	Section	Stone	Layers	Sections	SqFt	Section	Bundle	SqFt	Section	Bundle	SqFt	Section	Bundle	Layer	Section	Bundle
Gormley Manufacturing																			
Standard	3½" (8cm)	93.14	11.64		0.739	8	-	-	-		-	-	-	1.35	-	126	426	-	3,409

Notes: This product is optimized for mechanical installation. Sold in full bundles only on a refundable skid. 126 units per bundle is made up of 119 whole units, 7½ units and 7½ units. Minimum quantities may apply. All measurements are nominal.

Internal Use Only. OPT ON

PROMENADE™ PLANK PAVER

ENDURACOLOR™



OPAL BLEND



STEEL GREY BLEND



GRANITE BLEND
IL CAMPO® FINISH



BLACK GRANITE
SERIES® FINISH

ENDURACOLOR™
PLUS ARCHITECTURAL FINISHES



8" x 24" x 4"
(20cm x 60cm x 10cm)



4" x 16" x 4"
(10cm x 40cm x 10cm)



4" x 12" x 4"
(10cm x 30cm x 10cm)



Stones & Bundling	Unit	SqFt Per				Per Bundle		Soldier LnFt Per			Sailor LnFt per			Units Per			Lbs Per		
	Thickness	Bundle	Layer	Section	Stone	Layers	Sections	SqFt	Section	Bundle	SqFt	Section	Bundle	SqFt	Section	Bundle	Layer	Section	Bundle
Series & Il Campo Finishes-Georgetown Manufacturing, Enduracolor-Pickering Manufacturing																			
8" x 24"	4" (10cm)	51.67	10.33		1.292	5	-	-	-		-	-	-	0.77	-	40	478	-	2,391
4" x 16"	4" (10cm)	51.67	10.33		0.431	5	-	-	-		-	-	-	2.32	-	120	488	-	2,440
4" x 12"	4" (10cm)	58.13	11.63		0.323	5	-	-	-		-	-	-	3.10	-	180	532	-	2,659

Notes: Sold in full bundles only on a refundable skid. **Important:** A urethane rubber paver mat must be used to prevent scuffing. Read the Polymeric Sand advisory on page 48. Contact your Unilock Territory Manager for further information. All measurements are nominal.

Internal Use Only. PMD ON

PORCELAIN



TRAVSTONE BEIGE



TRAVSTONE NOCE



GOTHAM NERO



GOTHAM BEIGE



GOTHAM GREY



EPOKAL BEIGE
SCURO*



EPOKAL GREY*



EPOKAL BEIGE*



DAVINCI DRIFTWOOD



DAVINCI BIRCH



24" x 24" x 3/4"
60cm x 60cm x 2cm



16" x 32" x 3/4"
40cm x 80cm x 2cm
* EPOKAL ONLY



Stones & Bundling	Unit Thickness	SqFt/ Unit	SqFt/ Box	Boxes/ Pallet	Units/ Box	SqFt/ Pallet	Lbs/ SqFt	Units/ Pallet	Lbs/ Box	Lbs/ Pallet
DelConca USA										
24" x 24" (60cm x 60cm):										
Travestone Beige & Noce	.75" (2cm)	3.875	11.625	22	3	255.75	9.23	66	-	2,360
Gotham Beige, Grey & Nero	.75" (2cm)	3.875	11.625	-	3	255.75	9.23	66	-	2,360
DelConca Italy										
16" x 32" (40cm x 80cm):										
Epokal Beige Scuro, Grey & Beige	.75" (2cm)	3.445	6.89	24	2	165.36	9.04	48	62.3	1,541
24" x 24" (60cm x 60cm):										
DaVinci Birch & Driftwood	.75" (2cm)	3.875	7.75	32	2	248	9.04	64	70.1	2,292.77
Caesar										
24" x 24" (60cm x 60cm):										
Beola Bianca, Golden Tan & Graustein	.75" (2cm)	3.875	7.75	30	2	232.5	9	60	72.6	2,178

Notes: Refer to metric measurements; all imperial measurements are nominal. **Product is sold in full boxes only. No spacers provided - skids only.**
For pedestal applications, please contact your Unilock Territory Manager.



DAWN MIST



PEBBLE TAUPE



DAWN MIST/PEBBLE
TAUPE
Sold Separately/
Blended on Site



SMOKE SHALE
NEW FOR 2018



RECTANGLE
12" x 9" x 2 3/8"
30cm x 22.6cm x 6cm



SQUARE
9" x 9" x 2 3/8"
22.6cm x 22.6cm x 6cm



SMALL RECTANGLE
6" x 9" x 2 3/8"
15cm x 22.6cm x 6cm

Random Bundle
Individual units cannot
be sold separately



LARGE RECTANGLE
21" x 12" x 2 3/8"
(52.8cm x 30.2cm x 6cm)
**SOLD SEPARATELY
COMING SOON IN 2018**



Stones & Bundling	Unit	SqFt Per				Per Bundle		Soldier LnFt Per			Sailor LnFt per			Units Per			Lbs Per		
	Thickness	Bundle	Layer	Section	Stone	Layers	Sections	SqFt	Section	Bundle	SqFt	Section	Bundle	SqFt	Section	Bundle	Layer	Section	Bundle
Ayr Manufacturing																			
Random Bundle		90.30	11.29		0.564	8	-	-	-	-	0.673	-	134.2	1.77	-	160	309	-	2,472
Rectangle	2 3/8" (6cm)	-	-	-	0.730	-	-	-	-	-	0.741	-	63.0	1.37	-	64	-	-	-
Square	2 3/8" (6cm)	-	-	-	0.550	-	-	-	-	-	0.741	-	23.7	1.82	-	32	-	-	-
Small Rectangle	2 3/8" (6cm)	-	-	-	0.365	-	-	-	-	-	0.492	-	47.5	2.74	-	64	-	-	-
Large Rectangle	2 3/8" (6cm)	82.38	-	-	1.716	-	-	-	-	-	-	-	-	-	-	48	-	-	2410

Notes: Sold as full bundles only on a refundable skid. All measurements are nominal. **Important:** A urethane rubber paver mat must be used to prevent scuffing. Read the Polymeric Sand advisory on page 48. Contact your Unilock Territory Manager for further information.

Internal Use Only. RIC ON



CASTANO



CREMA



NUVOLA

TECHNICAL ADVANTAGE

EasyClean[™] Stain Resistance - CF 90

An integral surface protection that allows for easier cleanup of spills when they happen, and before a stain can develop.

Senzo is a "made to order" product. Minimums may apply. Contact your Unilock Territory Manager for further information.



LARGE SQUARE
16" x 16" x 2 3/4"
41.6cm x 41.6cm x 7cm
While Quantities Last



RECTANGLE
8" x 16" x 2 3/4"
20.8cm x 41.6cm x 7cm




SQUARE
8" x 8" x 2 3/4"
20.8cm x 20.8cm x 7cm



Stones & Bundling	Unit	SqFt Per				Per Bundle		Soldier LnFt Per			Sailor LnFt per			Units Per			Lbs Per		
	Thickness	Bundle	Layer	Section	Stone	Layers	Sections	SqFt	Section	Bundle	SqFt	Section	Bundle	SqFt	Section	Bundle	Layer	Section	Bundle
Georgetown Manufacturing																			
16"x16"	2 3/4" (7cm)	82.67	10.33		1.722	8	-	1.312	-	63.0	1.312	-	63.0	0.58	-	48	331	-	2,647
8"x16"	2 3/4" (7cm)	82.67	10.33		0.861	8	-	1.312	-	63.0	0.656	-	126.0	1.16	-	96	331	-	2,647
8"x8"	2 3/4" (7cm)	82.67	10.33		0.431	8	-	0.656	-	126.0	0.656	-	126.0	2.32	-	192	331	-	2,647

Notes: **Sold as full bundles only** on a refundable skid. All measurements are nominal. **Important:** A urethane rubber paver mat must be used to prevent scuffing. Read the Polymeric Sand advisory on page 48.

Internal Use Only. SZO ON



BLACK GRANITE



ICE GREY



MOUNTAIN MIST



GOLDEN SAND
NEW FOR 2018



21¼" x 14½" x 2⅜"
54cm x 36cm x 8cm



14½" x 14½" x 2⅜"
36cm x 36cm x 8cm



7½" x 14½" x 2⅜"
18cm x 36cm x 8cm


Random Bundle
Individual units cannot
be sold separately




7½" x 14½" x 2⅜"
18cm x 36cm x 8cm
Sold Separately



4" x 8" x 2¾" & 3⅝"
10cm x 20cm x 7cm
Available in Black Granite
only. Sold Separately



12" x 12" x 2¾"
30cm x 30cm x 7cm



6" x 12" x 2¾"
15cm x 30cm x 7cm



6" x 6" x 2¾"
15cm x 15cm x 7cm

While Quantities Last

Stones & Bundling	Unit	SqFt Per				Per Bundle		Soldier LnFt Per			Sailor LnFt per			Units Per			Lbs Per		
	Thickness	Bundle	Layer	Section	Stone	Layers	Sections	SqFt	Section	Bundle	SqFt	Section	Bundle	SqFt	Section	Bundle	Layer	Section	Bundle
Georgetown Manufacturing																			
12" x 12"	2¾" (7cm)	93.04		23.26	0.969		4	0.985	23.6	94.5	0.985	-	94.5	1.03	24	96		785	3,140
6" x 12"	2¾" (7cm)	93.04		23.26	0.485		4	0.985	23.6	94.5	0.492	-	189.0	2.06	48	192		785	3,140
6" x 6"	2¾" (7cm)	93.00		11.63	0.242		8	0.492	23.6	188.9	0.492	-	188.9	4.13	48	384		380	3,038
4" x 8"	2¾" (7cm)	94.56		15.76	0.219		6	0.667	23.6	141.7	0.334	-	283.3	4.57	72	432		503	3,019
4" x 8"	3⅝" (8cm)	82.70		13.78	0.219		6	0.667	20.7	124.0	0.333	-	248.0	4.57	63	378		504	3,026
Random Bundle		73.24	10.46			7		1.364		53.7	0.985		74.4	0.77			383		2,680
Large Rectangle	3⅝" (8cm)				2.089					16.5	1.181		24.8	0.48					
Small Rectangle	3⅝" (8cm)				0.698					12.4	0.591		24.8	1.43					
Square	3⅝" (8cm)				1.395					24.8	1.181		24.8	0.72					
7" x 14"	3⅝" (8cm)	73.24	10.46		0.698	7		1.181		62.0	0.591		124.0	1.43		105	383		2,680

Notes: Custom colors and finishes available. Minimum quantities apply. Sold on a refundable skid. See terms and conditions of sale. All measurements are nominal. **Important: A urethane rubber paver mat must be used to prevent scuffing. Read the Polymeric Sand advisory on page 48.** Contact your Unilock Territory Manager for further information.

Internal Use Only. S3K ON



ALMOND GROVE



GRANITE



OAK BROWN



SIERRA



MAHOGANY
While Quantities Last



LARGE RECTANGLE
13¾" x 16½" x 2¾"
(35cm x 42cm x 7cm)




MEDIUM RECTANGLE
13¾" x 8¾" x 2¾"
(35cm x 21cm x 7cm)



SMALL RECTANGLE
6⅞" x 8¼" x 2¾"
(17.3cm x 21cm x 7cm)

Random Bundle
Individual units cannot
be sold separately



MEDIUM RECTANGLE
13¾" x 8¾" x 2¾"
(35cm x 21cm x 7cm)
While Quantities Last

Stones & Bundling	Unit	SqFt Per				Per Bundle		Soldier LnFt Per			Sailor LnFt per			Units Per			Lbs Per		
	Thickness	Bundle	Layer	Section	Stone	Layers	Sections	SqFt	Section	Bundle	SqFt	Section	Bundle	SqFt	Section	Bundle	Layer	Section	Bundle
Pickering Manufacturing																			
Random Bundle	2¾" (7cm)	88.61	11.08	-	-	8	-	1.151	-	77.0	0.861	-	102.9	1.08	-	96	355	-	2,838
Large Rectangle	2¾" (7cm)	-	-	-	1.582	-	-	1.378	-	36.7	1.148	-	44.1	0.63	-	32	-	-	-
Medium Rectangle	2¾" (7cm)	-	-	-	0.791	-	-	1.148	-	22.0	0.689	-	36.7	1.26	-	32	-	-	-
Small Rectangle	2¾" (7cm)	-	-	-	0.391	-	-	0.689	-	18.2	0.568	-	22.0	2.56	-	32	-	-	-
Medium Rectangle	2¾" (7cm)	75.95	9.49	-	0.791	8	-	1.148	-	66.1	0.689	-	110.2	1.26	-	96	304	-	2,432

Notes: Available in permeable design / packaging by special order. Sold in full bundles only on refundable skids. **Important: A urethane rubber paver mat must be used to prevent scuffing.** Read the Polymeric Sand advisory on page 48. All measurements are nominal. Contact your Unilock Territory Manager for further information.

Internal Use Only. THB ON



NATURAL



STANDARD
16" x 24" x 3⅞"
40cm x 60cm x 8cm



Stones & Bundling	Unit	SqFt Per				Per Bundle		Soldier LnFt Per			Sailor LnFt per			Units Per			Lbs Per		
	Thickness	Bundle	Layer	Section	Stone	Layers	Sections	SqFt	Section	Bundle	SqFt	Section	Bundle	SqFt	Section	Bundle	Layer	Section	Bundle
Gormley Manufacturing																			
Standard	3⅞" (8cm)	60.00	15.00	-	2.500	4	-	-	-	-	-	-	-	0.40	-	24	375	-	1,499

Notes: **Special Order item.** Lead time required. Sold in full bundles only on a refundable skid. All measurements are nominal. Contact your Unilock Territory Manager for lead time.

Internal Use Only. TFS ON



BURGUNDY RED



BURNT CLAY



OLD OAK

3 COLOR BLEND
Blended on Site

BASALT



HERITAGE RED



HERITAGE CLAY

HERITAGE 2 COLOR BLEND
Blended on SiteSTANDARD
4" x 9¾" x 2¾"
10cm x 25cm x 7cm

TECHNICAL ADVANTAGES

Reala[™] Surface Technology

Ultra-realistic textures cast from natural stone, brick and historic cobblestones.

Ultima[™] Concrete Technology

This proprietary manufacturing process creates pavers and walls with up to four times the strength of poured concrete.



Stones & Bundling	Unit	SqFt Per				Per Bundle		Soldier LnFt Per			Sailor LnFt per			Units Per			Lbs Per		
	Thickness	Bundle	Layer	Section	Stone	Layers	Sections	SqFt	Section	Bundle	SqFt	Section	Bundle	SqFt	Section	Bundle	Layer	Section	Bundle
Ayr Manufacturing																			
Standard	2¾" (7cm)	88.41	11.05		0.276	8	-	0.818	-	108.1	0.337	-	262.5	3.62	-	320	361	-	2,888

Notes: Sold in full bundles only on a refundable skid. All measurements are nominal. **Important:** A urethane rubber paver mat must be used to prevent scuffing. Read the Polymeric Sand advisory on page 48. Contact your Unilock Territory Manager for further information.

Internal Use Only. TWH ON



CRYSTALLINE BASALT



PEPPERED GRANITE

LARGE RECTANGLE
5½" x 12" x 2¾"
(13cm x 30.5cm x 7cm)RECTANGLE
5½" x 9" x 2¾"
(13cm x 23cm x 7cm)SMALL RECTANGLE
5½" x 7" x 2¾"
(13cm x 17.5cm x 7cm)

Random Bundle
Individual units cannot
be sold separately



Stones & Bundling	Unit	SqFt Per				Per Bundle		Soldier LnFt Per			Sailor LnFt per			Units Per			Lbs Per		
	Thickness	Bundle	Layer	Section	Stone	Layers	Sections	SqFt	Section	Bundle	SqFt	Section	Bundle	SqFt	Section	Bundle	Layer	Section	Bundle
Ayr Manufacturing																			
Random Bundle		97.53	12.19			8	-	-	-	-	-	-	-	-	-	304	398	-	3,186
Large Rectangle	2¾" (7cm)	-	-	-	0.427	-	-	-	-	-	0.427	-	88.1	2.34	-	88	-	-	-
Rectangle	2¾" (7cm)	-	-	-	0.322	-	-	-	-	-	0.427	-	66.4	3.11	-	88	-	-	-
Small Rectangle	2¾" (7cm)	-	-	-	0.245	-	-	-	-	-	0.427	-	73.5	4.08	-	128	-	-	-

Notes: **Sold in full bundles only.** All measurements are nominal. **Important:** Textured surfaces require a buffer between the plate compactor and the paver surface to prevent scuffing. Read the Polymeric Sand advisory on page 48. Contact Unilock for further information.



FRENCH GREY
NEW FOR 2018



HARVEST BROWN
NEW FOR 2018



MIDNIGHT SKY



SUMMER WHEAT



WINTER MARVEL



AUTUMN SUNSET
While Quantities Last

TECHNICAL ADVANTAGES

EasyClean™ Stain Resistance - CF 90

An integral surface protection that allows for easier cleanup of spills when they happen, and before a stain can develop.

ColorFusion™ Technology

A proprietary technology that disperses color randomly for a natural, granite-like appearance.



24" x 24" x 2 3/4"
60cm x 60cm x 7cm



12" x 24" x 2 3/4"
30cm x 60cm x 7cm



16" x 16" x 2 3/4"
40cm x 40cm x 7cm



8" x 16" x 2 3/4"
20cm x 40cm x 7cm



8" x 8" x 2 3/4"
20cm x 20cm x 7cm
While Quantities Last



SMALL RECTANGLE
7" x 14" x 2 3/8"
17.5cm x 35cm x 8cm
Sold Separately



LARGE RECTANGLE
21" x 14" x 2 3/8" & 3/8"
52.5cm x 35cm x 6 & 8 cm



SQUARE
14" x 14" x 2 3/8" & 3/8"
35cm x 35cm x 6 & 8cm



SMALL RECTANGLE
7" x 14" xw 2 3/8" & 3/8"
17.5cm x 35cm x 6 & 8cm


Random Bundle
Individual units cannot
be sold separately

	Unit	SqFt Per				Per Bundle		Soldier LnFt Per			Sailor LnFt per			Units Per			Lbs Per		
Stones & Bundling	Thickness	Bundle	Layer	Section	Stone	Layers	Sections	SqFt	Section	Bundle	SqFt	Section	Bundle	SqFt	Section	Bundle	Layer	Section	Bundle
Georgetown Manufacturing																			
24" x 24"	2¾" (7cm)	62.00	7.75		3.875	8	-	1.969	-	31.5	1.969	-	31.5	0.26	-	16	258	-	2,062
12" x 24"	2¾" (7cm)	93.00	11.63		1.938	8	-	1.969	-	47.2	0.984	-	94.5	0.52	-	48	393	-	3,142
16 x 16"	2¾" (7cm)	82.67	10.33		1.722	8	-	1.312	-	63.0	1.312	-	63.0	0.58	-	48	350	-	2,797
8" x 16"	2¾" (7cm)	82.67	10.33		0.861	8	-	1.312	-	63.0	0.656	-	126.0	1.16	-	96	343	-	2,746
8" x 8"	2¾" (7cm)	82.67	10.33		0.431	8	-	0.656	-	126.0	0.656	-	126.0	2.32	-	192	331	-	2,647
Random Bundle 6cm		94.20	10.47		1.308	9	-	1.364	-	69.1	0.985	-	95.7	0.76	-	72	287	-	2,584
Large Rectangle	2⅝" (6cm)	-	-	-	2.093	-	-	1.768		21.3	1.181		31.9	0.48		18	-	-	-
Square	2⅝" (6cm)	-	-	-	1.395	-	-	1.181		15.9	1.181		31.9	0.72		27	-	-	-
Small Rectangle	2⅝" (6cm)	-	-	-	0.698	-	-	1.179		31.8	0.591		31.9	1.43		27	-	-	-
Random Bundle 8cm		73.24	10.46			7	-	1.364	-	53.7	0.985	-	74.4	0.77	-	56	383	-	2,680
Large Rectangle	3⅛" (8cm)	-	-	-	2.089	-	-	1.768		16.5	1.181		24.8	0.48		14	-	-	-
Small Rectangle	3⅛" (8cm)	-	-	-	0.698	-	-	1.181		12.4	0.591		24.8	1.43		21	-	-	-
Square	3⅛" (8cm)	-	-	-	1.395	-	-	1.179		24.8	1.181		24.8	0.72		21	-	-	-
7"x14"	3⅛" (8cm)	73.24	10.46		0.698	7	-	1.181	-	62.0	0.591	-	124.0	1.43	-	105	383	-	2,680

Notes: 24" x 24" and 12" x 24" product are not intended for vehicular applications. All measurements are nominal. **Sold in full bundles only** on a refundable skid. **Important:** A urethane rubber paver mat must be used to prevent scuffing. Read the Polymeric Sand advisory on page 48. Contact your Unilock Territory Manager for further information.

Internal Use Only. UMB ON

UNIGRANITE®



DARK CHARCOAL



SMALL SQUARE
4" x 4" x 2 3/4"
10cm x 10cm x 7cm



Stones & Bundling	Unit	SqFt Per				Per Bundle		Soldier LnFt Per			Sailor LnFt per			Units Per			Lbs Per		
	Thickness	Bundle	Layer	Section	Stone	Layers	Sections	SqFt	Section	Bundle	SqFt	Section	Bundle	SqFt	Section	Bundle	Layer	Section	Bundle
Gormley Manufacturing																			
Small Square	2 3/4" (7cm)	110.70		13.84	0.110	-	8	0.335	41.3	330.7	0.335	-	330.7	9.11	126	1,008		443	3,545

Notes: *After splitting. Dimensions may vary up to 1/4" due to the unique manufacturing method. Instead of a split finish, Unigranite can be cut and sealed to provide a Terrazzo-like finish. [Read the Polymeric Sand advisory on page 48.](#) All measurements are nominal.

Internal Use Only. UGT ON

WINDERMERE™



CLIFFSIDE GREY



IRISH COAST



MAHOGANY



SANDY BEACH



		
LARGE RECTANGLE 21" x 14" x 2 3/4" 54cm x 36cm x 7cm	SQUARE 14" x 14" x 2 3/4" 36cm x 36cm x 7cm	SMALL RECTANGLE 7" x 14" x 2 3/4" 18cm x 36cm x 7cm
Random Bundle Individual units cannot be sold separately		

Stones & Bundling	Unit	SqFt Per				Per Bundle		Soldier LnFt Per			Sailor LnFt per			Units Per			Lbs Per		
	Thickness	Bundle	Layer	Section	Stone	Layers	Sections	SqFt	Section	Bundle	SqFt	Section	Bundle	SqFt	Section	Bundle	Layer	Section	Bundle
Ayr Manufacturing																			
Random Bundle		96.9	12.11			8	-	1.367	-	70.9	0.977	-	99.2	0.74	-	72	388	-	3,103
Large Rectangle	2 3/4" (7cm)	-	-	-	2.093	-	-	1.772	-	28.3	1.181	-	42.5	0.48	-	24	-	-	-
Square	2 3/4" (7cm)	-	-	-	1.395	-	-	1.181	-	14.2	1.181	-	28.3	0.72	-	24	-	-	-
Small Rectangle	2 3/4" (7cm)	-	-	-	0.698	-	-	1.181	-	28.3	0.591	-	28.3	1.43	-	24	-	-	-

Notes: Product sold in full bundles only on a refundable skid. **Important: A urethane rubber paver mat must be used to prevent scuffing.** All measurements are nominal. Approved for vehicular applications.

Internal Use Only. WIN ON

ArchiTEXTURES™ WALL



GRANITE FUSION
NEW FOR 2018



TAN
NEW FOR 2018



MIDNIGHT CHARCOAL



OPAL BLEND



LARGE RECTANGLE
17 3/4" x 9 7/8" x 3 7/8"
45cm x 25cm x 10cm

MEDIUM RECTANGLE
11 7/8" x 9 7/8" x 3 7/8"
30cm x 25cm x 10cm

SMALL RECTANGLE
9 7/8" x 5 7/8" x 3 7/8"
25cm x 15cm x 10cm

Random Bundle
Individual units cannot
be sold separately



LEFT CORNER
15" x 9 7/8" x 3 7/8"
40cm x 25cm x 10cm
EnduraColor Finish Only



RIGHT CORNER
15 3/4" x 9 7/8" x 3 7/8"
40cm x 25cm x 10cm
EnduraColor Finish Only



UNIVERSAL BASE UNIT
19" x 14" x 2"
48.2cm x 35.5cm x 5.5cm



Stones & Bundling	Face Feet Per		Linear Feet Per		Units Per		Per Bundle		Lbs Per	
	Bundle	Unit	Bundle	Unit	Bundle	Face Feet	Layers	Sections	Unit	Bundle
Pickering Manufacturing										
Random Bundle	11.63		35.42		36				36	1,296
Large Rectangle	5.81	0.484	17.71	1.476	12	2.07				
Medium Rectangle	3.88	0.323	11.81	0.984	12	3.09				
Small Rectangle	1.94	0.162	5.90	0.492	12	6.19				
Corner Bundle - (double unit)	11.2	1.400			8				96	768

Notes: **Sold in full bundles only on a refundable skid.** For coping options we recommend Ledgestone (page 37) or Natural Stone (page 11). See page 38 for all coping pairs. All measurements are nominal. Any wall over 39" in height may be subject to permit requirements and engineering analysis. Always consult with your local authorities before beginning your project. As a rule of thumb, walls 2' high or less require a shallow excavation; otherwise you will require a deep excavation or the implementation of concrete piers (Sono tubes). This system should only be installed by trained, professional contractors to ensure a safe, consistent, reliable system that will be long-lasting. Contact your Unilock Territory Manager for further information.

Internal Use Only. ATX ON

BRUSSELS DIMENSIONAL STONE®



DESERT SAND



LIMESTONE



MAHOGANY ASH



MIDNIGHT CHARCOAL



SANDSTONE



SIERRA



STANDARD
12" x 4" x 8"
30cm x 10cm x 20cm



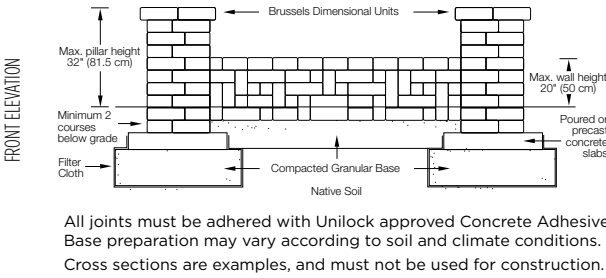
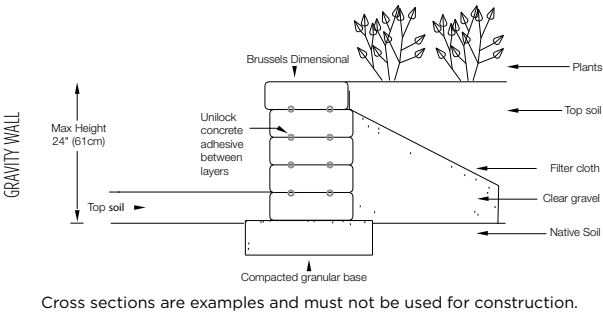
UNIVERSAL BASE UNIT
19" x 14" x 2"
48.2cm x 35.5cm x 5.5cm



Stones & Bundling	Face Feet Per		Linear Feet Per		Units Per		Per Bundle		Lbs Per	
	Bundle	Unit	Bundle	Unit	Bundle	Face Feet	Layers	Sections	Unit	Bundle
Ayr Manufacturing										
Standard			96.00	1.000	96			4	30	2,881

Notes: Product is installed using Unilock Concrete Adhesive to secure corners and all rows. Maximum height is 24" including the unit in the ground (under optimum conditions). All measurements are nominal. *Based on 12" deep wall coverage = 21.4 sqft per bundle. Based on an 8" deep wall coverage = 32 sqft per bundle. Brussels Dimensional Stone™ XL, Brussels Fullnose™ or Ledgestone™ complement as a possible coping unit.

Internal Use Only. BDS ON





NATURAL



STANDARD
72" x 12" x 24"
183cm x 30cm
x 60cm



COPING
72" x 12" x 24"
183cm x 30cm
x 60cm



CLOSED-END COPING
72" x 12" x 24"
183cm x 30cm
x 60cm



TIE-BACK
72" x 12" x 24"
183cm x 30cm
x 60cm



1/2 STANDARD
36" x 12" x 24"
91.5cm x 30cm
x 60cm



1/2 COPING
36" x 12" x 24"
91.5cm x 30cm
x 60cm



CORNER 90°
60" x 12" x 24"
152cm x 30cm
x 60cm
(Right Corner Shown)



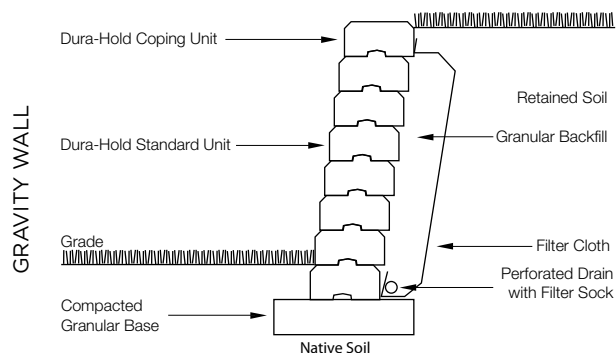
CORNER 45°
60" x 12" x 24"
152cm x 30cm
x 60cm
(Right Corner Shown)



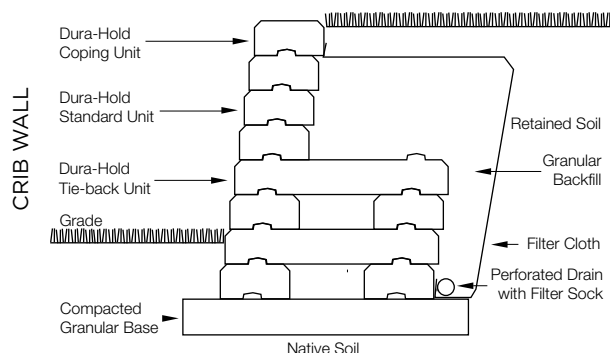
Stones & Bundling	Face Feet Per		Linear Feet Per		Units Per		Per Bundle		Lbs Per	
	Bundle	Unit	Bundle	Unit	Bundle	Face Feet	Layers	Sections	Unit	Bundle
Gormley Manufacturing										
Standard		6.024	6.02	6.024	1	0.17			1,680	1,680
Coping		6.024	6.02	6.024	1	0.17			1,560	1,560
Coping Closed End		6.024	6.02	6.024	1	0.17			1,560	1,560
Tie-back		2.000	2.00	2.000	1	0.50			1,660	1,660
1/2 Standard		3.003	3.00	3.003	1	0.33			800	800
1/2 Coping		3.003	3.00	3.003	1	0.33			780	780
Corner 90° Right		7.042	-	-	1	0.14			1,320	1,320
Corner 45° Right		7.042	-	-	1	0.14			1,480	1,480

Notes: *Closed-end coping units are available and are closed on both ends so that they may be used as left or right. Tie-back units are reinforced with steel. 1/2 Standard units are slightly tapered and can be used to create a 55-foot radius. Please note that 1/2 Coping units are not tapered. Refer to terms and conditions for placement rates. All measurements are nominal. Automatic setback is 1½" per row. Vertical walls may also be constructed. Engineering services are available; please contact your Unilock Territory Manager for further information.

Internal Use Only. DH1 ON



Cross sections are examples, and must not be used for construction.



Cross sections are examples, and must not be used for construction.

DURAHOLD2®



NATURAL



STANDARD
72" x 12" x 14"
183cm x 30cm x 36cm



COPING
72" x 12" x 14"
183cm x 30cm x 36cm



CLOSED END-COPING
72" x 12" x 14"
183cm x 30cm x 36cm



TIE-BACK
72" x 12" x 14"
183cm x 30cm x 36cm



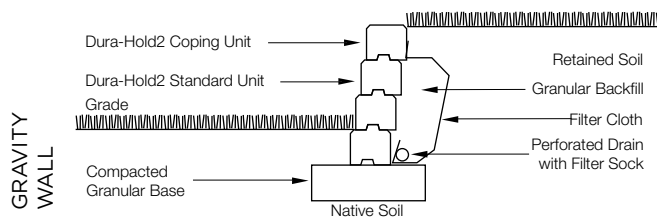
CORNER 90°
36" x 12" x 14"
90cm x 30cm x 36cm
(RIGHT CORNER
SHOWN)



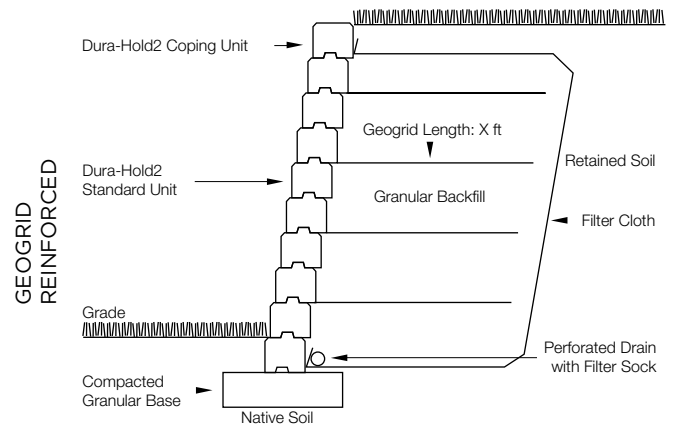
Stones & Bundling	Face Feet Per		Linear Feet Per		Units Per		Per Bundle		Lbs Per	
	Bundle	Unit	Bundle	Unit	Bundle	Face Feet	Layers	Sections	Unit	Bundle
Gormley Manufacturing										
Standard	24.10	6.024	24.10	6.024	4	0.17			938	3,752
Coping 72"	24.10	6.024	24.10	6.024	4	0.17			884	3,536
Coping Closed End 72"	24.10	6.024	24.10	6.024	4	0.17			884	3,536
Tie-back	4.68	1.170	-	-	4	0.86			938	3,752
Corner 90° Right	16.67	4.167	-	-	4	0.24			460	1,840

Notes: *Closed-end coping units are available and are closed on both ends so that they may be used as left or right. Tie-back units are reinforced with steel. Refer to terms and conditions for placement rates. All measurements are nominal. Automatic setback is 1½" per row. Engineering services are available; please contact your Unilock Territory Manager for further information.

Internal Use Only. DH2 ON



Cross sections are examples, and must not be used for construction.



Cross sections are examples, and must not be used for construction.

LINEO™ DIMENSIONAL STONE



GRANITE BLEND



MIDNIGHT CHARCOAL



SANDSTONE



SIERRA



XL RECTANGLE
24" x 4" x 8"
60cm x 10cm x 20cm



LARGE RECTANGLE
20" x 4" x 8"
50cm x 10cm x 20cm



RECTANGLE
16" x 4" x 8"
40cm x 10cm x 20cm



SMALL RECTANGLE
12" x 4" x 8"
30cm x 10cm x 20cm

Individual units cannot
be sold separately

Random Bundle



PILLAR UNIT
16" x 4" x 8"
40CM X 10CM X 20CM



PILLAR CAP
29" X 29" X 4"
74CM X 74CM X 10CM

Pillar Caps
made in
Buff & Grey



UNIVERSAL BASE UNIT
19" x 14" x 2"
48.2cm x 35.5cm x 5.5cm

Stones & Bundling	Face Feet Per		Linear Feet Per		Units Per		Per Bundle		Lbs Per	
	Bundle	Unit	Bundle	Unit	Bundle	Face Feet	Layers	Sections	Unit	Bundle
Gormley Manufacturing / Pillars Caps - Georgetown Manufacturing										
Random Wall Bundle:	29.93		88.56		63		3		43	2,738
XL Rectangle	7.75	0.646	23.62	1.968	12	1.55				
Large Rectangle	6.46	0.538	19.68	1.640	12	1.86				
Rectangle	9.04	0.431	27.55	1.312	21	2.32				
Small Rectangle	5.81	0.323	17.71	0.984	18	3.10				
Pillar Unit	39.84	0.664	79.20	1.320	60	1.51	3		41	2,435
Pillar Cap			-	-	5		5		302	1,510

Notes: Product sold in full bundles on a refundable skid. Maximum height - 24" (under optimum conditions). All measurements are nominal. Spacing strips are shipped with random wall bundles to create even spacing between units. Free standing wall and is limited to not exceed 24" in height. Contact your Unilock Territory Manager for further information.

Internal Use Only. LDS MI



GRANITE



MAHOGANY



NATURAL



NEVADA



SIERRA




STANDARD
8" x 6" x 12"
20cm x 15cm x 30cm




TAPERED
8" x 6" x 12"
20cm x 15cm x 30cm



CORNER
12" x 6" x 8"
30cm x 15cm x 20cm



12" COPING
12" x 3" x 12"
30cm x 7.5cm x 30cm
While Quantities Last



24" COPING
24" x 3" x 12"
60cm x 7.5cm x 30cm



UNIVERSAL BASE UNIT
19" x 14" x 2"
48.2cm x 35.5cm x 5.5cm



Stones & Bundling	Face Feet Per		Linear Feet Per		Units Per		Per Bundle		Lbs Per	
	Bundle	Unit	Bundle	Unit	Bundle	Face Feet	Layers	Sections	Unit	Bundle
Gormley Manufacturing										
Standard - Pre Split - Single Piece	24.00	0.333	47.90	0.665	72	3.00		4	48	3,456
Tapered - After Split - Double Unit	20.00	0.667	40.00	1.333	30	1.50		2	93	2,775
Corner Unit - Double Unit	20.00	1.667	-	-	12	0.60		2	96	1,152
Coping 12" - Double Unit (includes 14 closed-end units per skid)	21.00	0.500	84.00	2.000	42	2.00		2	66	2,791
Coping 24" - Double Unit (does not include closed end units)	16.00	1.000	64.00	4.000	16	1.00		2	145	2,320

Notes: Sold in full bundles or sections only. Maximum height - 36" (under optimum conditions) but can be engineered for walls that require to be higher. Higher walls can be achieved using geogrid reinforcement. Tapered units will allow for a minimum 5ft. outside radius. 12" coping units may contain some closed-end units. Automatic setback is 3/4" per row. Engineering services are available. Contact your Unilock Territory Manager for further information .

For Pisa2 cross sections see page 27

Internal Use Only. PS2 ON

RIVERCREST® WALL



COASTAL SLATE







BUFF





TECHNICAL ADVANTAGES

Reala™ Surface Technology

Ultra-realistic textures cast from natural stone, brick and historic cobblestones.






				Random Bundle Individual units cannot be sold separately
STANDARD UNIT 1 8" x 9-10" x 2¼" 20cm x 23-25cm x 5.7cm	STANDARD UNIT 2 12" x 9-10" x 2¼" 31cm x 23-25cm x 5.7cm	STANDARD UNIT 3 12" x 9-10" x 2¼" 31cm x 23-25cm x 5.7cm	STANDARD UNIT 4 17" x 9-10" x 2¼" 42.5cm x 23-25cm x 5.7cm	

				Jumper Bundle Individual units cannot be sold separately
JUMPER UNIT 1 8" x 9-10" x 4½" 20cm x 23-25cm x 11.4cm	JUMPER UNIT 2 12" x 9-10" x 4½" 31cm x 23-25cm x 11.4cm	JUMPER UNIT 3 12" x 9-10" x 4½" 31cm x 23-25cm x 11.4cm	JUMPER UNIT 4 17" x 9-10" x 4½" 42.5cm x 23-25cm x 11.4cm	



PILLAR UNIT
20" x 20" x 4½"
50cm x 50cm x 11.4cm

PILLAR UNIT

		Corner Bundle Individual units cannot be sold separately		JUMPER CORNER UNIT 12" x 9-10" x 4½" 31cm x 23-25cm x 11.4cm
LONG CORNER UNIT 17" x 9-10" x 2¼" 45cm x 23-25cm x 5.7cm	SHORT CORNER UNIT 14½" x 9-10" x 2¼" 37.5cm x 23-25cm x 5.7cm			

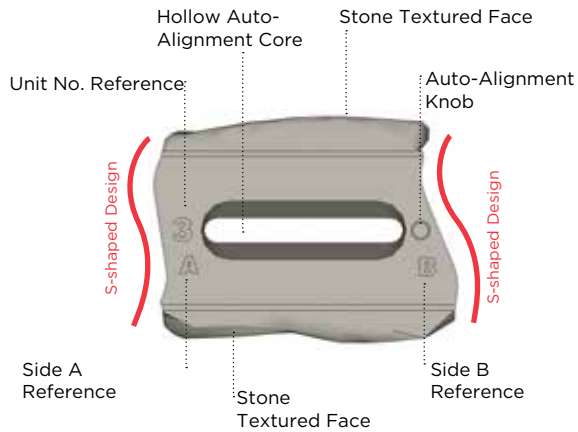
UNIVERSAL BASE UNIT
19" x 14" x 2"
48.2cm x 35.5cm x 5.5cm

Stones & Bundling	Face Feet Per		Linear Feet Per		Units Per		Per Bundle		Lbs Per	
	Bundle	Unit	Bundle	Unit	Bundle	Face Feet	Layers	Sections	Unit	Bundle
Standard and Corner Units - Ayr Manufacturing / Jumpers, Pillar units Georgetown Manufacturing										
Wall Standard Bundle:	24.30		130.69		128		8		15	1,902
Standard Unit 1	3.93	0.123	20.99	0.656	32	8.15				
Standard Unit 2	6.09	0.190	32.54	1.017	32	5.26				
Standard Unit 3	6.09	0.190	32.54	1.017	32	5.26				
Standard Unit 4	8.20	0.256	44.61	1.394	32	3.90				
Wall Jumper Unit Bundle:	24.30		65.34		64		4		39	2,495
Jumper Unit 1	3.93	0.245	10.50	0.656	16	4.07				
Jumper Unit 2	6.09	0.380	16.27	1.017	16	2.63				
Jumper Unit 3	6.09	0.380	16.27	1.017	16	2.63				
Jumper Unit 4	8.20	0.513	22.30	1.394	16	1.95			29	1,173
Corner Unit Bundle:	16.21				40					
Long Corner Unit	8.52	0.426			20	2.35				
Short Corner Unit	7.69	0.385			20	2.60				
Corner Jumper Unit	12.20	0.381	32.54	1.017	32	2.62			37	1,172
Pillar 20" x 20"			-	-	8				117	934

Notes: Sold on refundable skid - full bundles only. Rivercrest® is recommended for walls under 2ft. Ideal for straight or curved walls, seat walls, pillars, tree rings, planters, firepits and grill islands. Integrated connectors require no pins or clips. Minimum radius using equal amounts of each unit is 1.25m / 4.1ft. Using only unit 1 & 3 a 1.055m / 3.5ft radius can be achieved. Engineering services are available; please contact your Unilock Territory Manager for further information.

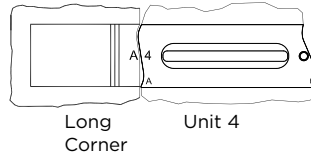
Internal Use Only, RVC ON, Jumpers CH

RIVERCREST® WALL

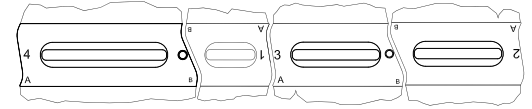


Starting a Wall

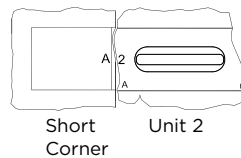
Course 1



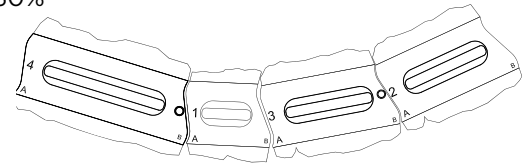
Straight Wall - Align A-A / B-B



Course 2

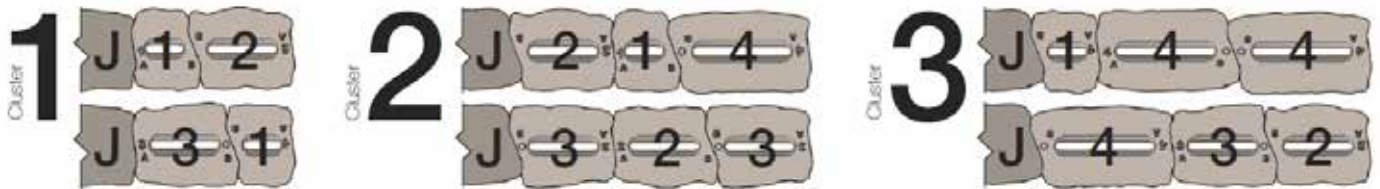


Curved Wall - Align A-B / B-A



Cluster Set 1 - 70% / 30%

Utilizing the following Cluster Sets will create a wall with a 70% Standard to 30% Jumper ratio, and will use all Standard blocks equally throughout the wall. This will produce a wall with lots of jumpers, and short spans in between. Remember to match side A/A or B/B for straight walls and A/B or B/A for curved walls.




Cluster Set 2 - 60% / 40%

Utilizing the following Cluster Sets will create a wall with a 60% Standard to 40% Jumper ratio, and will use all Standard blocks equally throughout the wall. This will produce a wall with lots of jumpers, and short spans in between. Remember to match side A/A or B/B for straight walls and A/B or B/A for curved walls.



Constructing the Wall

Construct the wall by using a Cluster then Jumper, Cluster, Jumper, Etc., alternating the order of the Cluster Set. It is important make sure you utilize all the Clusters evenly throughout the wall to reduce waste. Add an extra Jumper block between clusters every so often to help randomize the wall.



For more information please consult the Rivercrest® installation manual.



NATURAL



MAHOGANY ASH **



BROWN **



GRANITE **




NEVADA **


**Available only in 48" closed-end coping / steps



STANDARD 333
48" x 7¼" x 13½"
120cm x 18.5cm
x 33cm



STANDARD 500
48" x 7¼" x 20"
120cm x 18.5cm
x 50cm



STANDARD 925
48" x 7¼" x 36½"
120cm x 18.5cm
x 92.5cm

See Page 38 for coping pairs.



COPING
48" x 7¼" x 20"
120cm x 18.5cm
x 50cm



CLOSED-END COPING **
48" x 7¼" x 20"
120cm x 18.5cm
x 50cm



CORNER 90° (L & R)
43⅓" x 7¼" x 20"
110cm x 18.5cm
x 50cm



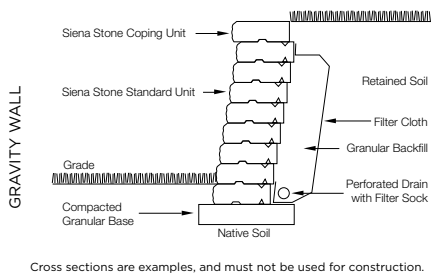
CORNER 45° (L & R)
43⅓" x 7¼" x 20"
110cm x 18.5cm
x 50cm



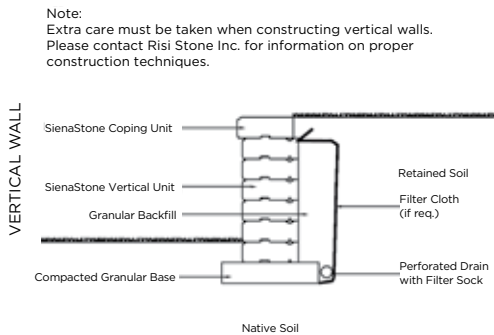
Stones & Bundling	Face Feet Per		Linear Feet Per		Units Per		Per Bundle		Lbs Per	
	Bundle	Unit	Bundle	Unit	Bundle	Face Feet	Layers	Sections	Unit	Bundle
Gormley Manufacturing										
Standard 333	21.63	2.404	36.00	4.000	9	0.42			380	3,420
Standard 500	14.42	2.404	24.00	4.000	6	0.42			570	3,420
Standard 925	7.21	2.404	12.00	4.000	3	0.42			1,140	3,420
Coping 48"	14.42	2.404	24.00	4.000	6	0.42			570	3,420
Coping Closed End 48"	14.42	2.404	24.00	4.000	6	0.42			570	3,420
Corner 90° - Double Unit	19.11	6.369	-	-	3	0.16			1,140	3,420
Corner 45° - Double Unit	19.11	6.369	-	-	3	0.16			1,050	3,150

Notes: **Only Closed-end Coping units are available in color.** Closed-end coping is available rock faced on the end upon request. Colored closed-end coping units can be used to construct steps. *Siena Stone corners are sold as double units. One left and one right. Wall units are only stocked in Natural. Vertical units are also available. Automatic setback is 1" per row. (L & R = Left & Right) Engineering services are available; please contact your Unilock Territory Manager for further information.

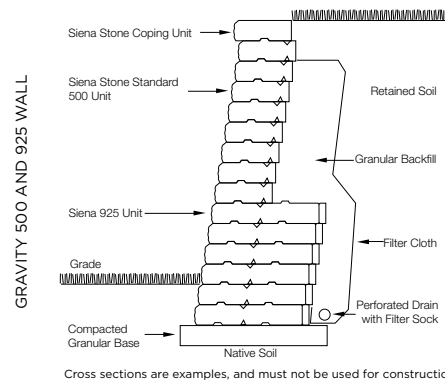
Internal Use Only. SST ON



Cross sections are examples, and must not be used for construction.



Native Soil



Cross sections are examples, and must not be used for construction.



GRANITE BLEND
Wall Products Only



TAN



LIGHT GREY



MIDNIGHT CHARCOAL



STANDARD 375
47¼ x 7 x 14¾"
120 x 18 x 37.5cm



CORNER UNIT 375
47¼ x 7 x 14¾"
120 x 18 x 37.5cm



COPING 383
47¼ x 7 x 15
120 x 18 x 38.3cm



48" STEP
47¼ x 7 x 20"
120 x 18 x 50cm



72" STEP
70¾ x 7 x 20"
180 x 18 x 50cm

See Page 38 for
coping pairs

Stones & Bundling	Face Feet Per		Linear Feet Per		Units Per		Per Bundle		Lbs Per	
	Bundle	Unit	Bundle	Unit	Bundle	Face Feet	Layers	Sections	Unit	Bundle
Gormley Manufacturing										
Standard 375	Coming Soon - Call For Information									
Corner Unit 375										
Coping 383										
48" Step										
72" Step										

Notes: 2 edge details available on the same unit (Chamfer and Rounded). Engineering services are available; please contact your Unilock Territory Manager for further information.

Internal Use Only. SSS ON

SONOMASTONE®



NATURAL

Sonomastone is a "made to order" product. Minimums may apply. Contact your Unilock Territory Manager for further information


See Chart on Page 38 for coping pairs



STANDARD
48" x 7½" x 14¾"
120cm x 18.5cm x 37.5cm



COPING
48" x 7½" x 14¾"
120cm x 18.5cm x 37.5cm



TAPERED STANDARD
23¾" x 7½" x 14¾"
59cm x 18.5cm x 37.5cm



TAPERED COPING
23¾" x 7½" x 14¾"
59cm x 18.5cm x 37.5cm



CORNER
38¾" x 7½" x 14¾"
97.5cm x 18.5cm x 37.5cm



DOUBLE*
48" x 7½" x 29½"
120cm x 18.5cm x 75cm



Stones & Bundling	Face Feet Per		Linear Feet Per		Units Per		Per Bundle		Lbs Per	
	Bundle	Unit	Bundle	Unit	Bundle	Face Feet	Layers	Sections	Unit	Bundle
Gormley Manufacturing										
Standard	21.63	2.404	36	4	9	0.42	-	-	385	3,470
Tapered	21.15	1.175	34.80	1.933	18	0.85	-	-	196	3,525
Double Unit	14.42	4.808	3.00	1.000	3	0.21	-	-	1,158	3,473
Coping 48"	21.63	2.404	36.00	4.000	9	0.42	-	-	383	3,450
Coping Tapered 24"	10.50	1.167	17.40	1.933	9	0.86	-	-	180	1,620
Corner Unit (Double Unit)	15.63	5.208	-	-	3	0.19	-	-	716	2,148

Notes: **All SonomaStone is Special Order.** Sonoma Clamp required for installation. Units can be installed three at a time for increased production.

**Sonoma Stone corners are sold as double units, one left and one right. The Coping Unit has a smooth finish with a cornice detail. Tapered units will achieve a 14' radius. *Sonoma DBL Unit is sold together with a single unit. Automatic setback is 1½" per row. Contact your Unilock Territory Manager for further information.

Internal Use Only. SON ON

STACKSTONE®



GRANITE




MAHOGANY



NEVADA



STANDARD
8" x 4" x 8"
20cm x 10cm x 20cm



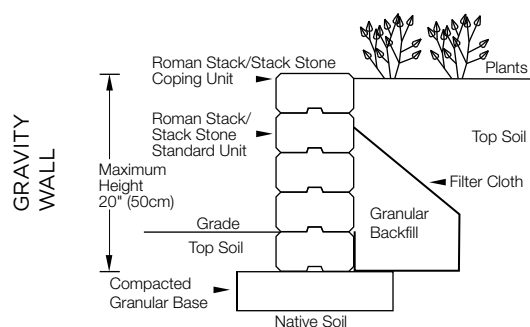
COPING
8" x 4" x 8"
20cm x 10cm x 20cm

See chart on Page
38 for coping pairs

Stones & Bundling	Face Feet Per		Linear Feet Per		Units Per		Per Bundle		Lbs Per	
	Bundle	Unit	Bundle	Unit	Bundle	Face Feet	Layers	Sections	Unit	Bundle
Gormley Manufacturing										
Standard	25-33	0.17-0.22	75-100	0.5-.066	150			6	17	2,588
Coping	25-33	0.17-0.22	75-100	0.5-.066	150			6	17	2,588

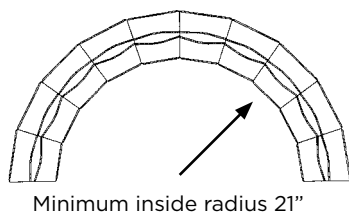
Notes: Sold in full bundles or sections only. Maximum height - 20" (under optimum conditions) including material below grade. Radius - minimum outside radius 29.5". All measurements are nominal.

Internal Use Only. STK ON



Cross sections are examples, and must not be used for construction.

TYPICAL RADIUS
Minimum outside radius 29"



Length of Wall Measured in Feet

Height	Courses	5'	10'	15'	20'	25'	30'
4"	1	9	18	27	36	45	54
8"	2	18	36	54	72	90	108
12"	3	27	54	81	108	135	162
16"	4	36	72	108	144	180	216
20"	5	45	90	135	180	225	270

CIRCLE CHART

	FT	Full Circle # of Units	Half Circle # of Units	Quarter Circle # of Units
	2.5	23	12	7
	3	28	15	8
	4	38	20	10
OUTSIDE	5	47	24	13
RADIUS	6	56	29	15
	7	66	34	17
	8	75	38	20
	9	84	43	22
	10	94	48	24

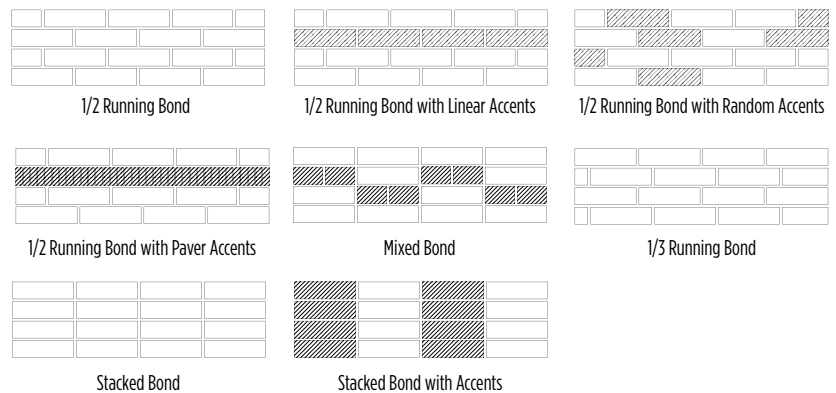


LOOK INSIDE!

U-Cara fascia panels hang easily on the patented Sure Track™ backer block.



U-Cara™ Fascia panels can be placed anywhere along the Sure Track Backer Block, allowing for a variety of patterns, color and texture combinations not possible with other systems.



The U-Cara Multi-Face Wall System represents a revolution in wall design.

This patented system, exclusive to Unilock®, is comprised of two basic components:

- | Sure Track™ backer blocks provide dimensionally accurate structure
- | U-Cara fascia panels provide unlimited design options



FRENCH GREY
UMBRIANO® FINISH



WINTER MARVEL
UMBRIANO FINISH



MIDNIGHT SKY
UMBRIANO FINISH



SUMMER WHEAT
UMBRIANO FINISH



HARVEST BROWN
UMBRIANO FINISH



GRANITE FUSION
PITCHED FACE



GRANITE FUSION
SMOOTH FACE



OPAL BLEND
PITCHED FACE



OPAL BLEND
SMOOTH FACE



ALMOND GROVE FUSION
PITCHED FACE



ALMOND GROVE FUSION
SMOOTH FACE



SURE TRACK
STANDARD BACKER
6" x 8" x 6"
15cm x 20cm x 15cm



SURE TRACK
LARGE BACKER
6" x 7" x 12"
15cm x 17.5cm x 30cm



UNIVERSAL
BASE UNIT
19" x 14" x 2"
48.2cm x 35.5cm x 5.5cm



SURE TRACK
CORNER INSERT
L = 2" / 5cm

See Chart on Page
38 for coping pairs.



STANDARD FASCIA
HALF PANEL
6" x 9¼" x 2⅝"
15cm x 23.3cm x 6cm
UMBRIANO, PITCHED & SMOOTH



CLOSED-END FASCIA
PANEL
6" x 21" x 2⅝"
15cm x 53cm x 6cm
UMBRIANO, PITCHED & SMOOTH



STANDARD FASCIA
PANEL
6" x 18½" x 2⅝"
15cm x 46.6cm x 6cm
UMBRIANO, PITCHED & SMOOTH



UNIVERSAL
COPING
19" x 14" x 2⅝"
48.2cm x 35.5cm x 7cm

CORNER BUNDLE

Stones & Bundling	Face Feet Per		Linear Feet Per		Units Per		Per Bundle		Lbs Per	
	Bundle	Unit	Bundle	Unit	Bundle	Face Feet	Layers	Sections	Unit	Bundle
Georgetown Manufacturing Umbriano / Pickering Manufacturing Endura color and backers										
Sure Track Standard Backer	34	0.323			105	3.096	3		23	2,436
Sure Track Large Backer Corner	42	0.757			56	1.32	4		36	2,011
Sure Track Large Backer Wall	16	0.283			56	3.53	4		36	2,011
Standard Fascia Panel (Smooth)	62	0.732			84	1.365	6		18	1,513
Standard Fascia Panel (Pitched)	62	0.732			84	1.365	6		20	1,745
Corner Bundle (Smooth)	54	1.29			42	0.775	6		30	1,240
Closed-End Fascia Panel	35	0.833			42	1.201	6		21	865
Half Fascia Panel	15	0.363			42	2.754	6		9	375
Corner Bundle (Pitched)	54	1.29			42	0.775	6		34	1,415
Closed-End Fascia Panel	35	0.833			42	1.201	6		24	992
Half Fascia Panel	15	0.363			42	2.754	6		10	423
Universal Coping Bundle			75.91	1.58	48		8		57	2,747
Universal Base Unit			85.39	1.58	54		9		46	2,499

Notes: Sold in full bundles only. Product is shipped on skids. All measurements are nominal.

Internal Use Only. UCA ON

BRUSSELS FULLNOSE™



DESERT SAND



LIMESTONE



MAHOGANY ASH



SANDSTONE



SIERRA




MIDNIGHT CHARCOAL



STANDARD
6" x 12" x 2 3/4"
15cm x 30cm x 7cm



NON-ANTIQUED
6" x 12" x 2 3/4"
15cm x 30cm x 7cm



Stones & Bundling	Unit	LnFt Per				Per Bundle		Soldier LnFt Per			Sailor LnFt per			Units Per			Lbs Per		
	Thickness	Bundle	Layer	Section	Stone	Layers	Sections	SqFt	Section	Bundle	SqFt	Section	Bundle	SqFt	Section	Bundle	Layer	Section	Bundle
Ayr Manufacturing																			
Standard / Non-antiqued	2 3/4" (7cm)	96		24	0.5	-	4	1.	23	95	-	-	-	2	48	192		710	2,841

Notes: All measurements are nominal.

Internal Use Only. BFN ON

UNIVERSAL COPING

NEW FOR 2018



TAN



LIGHT GREY



MIDNIGHT CHARCOAL



UNIVERSAL COPING
19" x 14" x 2 3/4"
48.2cm x 35.5cm x 7cm


Stones & Bundling	Face Feet Per		Linear Feet Per		Units Per		Per Bundle		Lbs Per	
	Bundle	Unit	Bundle	Unit	Bundle	Face Feet	Layers	Sections	Unit	Bundle
Universal Coping			76	1.6	48		8		57	2,747

Notes: Sold in full bundles only.

LEDGESTONE™ PILLAR CAP, COPING AND STEPS



BUFF



GREY

TECHNICAL ADVANTAGES

Reala™ Surface Technology

Ultra-realistic textures cast from natural stone, brick and historic cobblestones.


See Chart on Page 39 for step tread pairs.



PILLAR CAP
24" x 24" x 3½"
61cm x 61cm x 9cm



PILLAR CAP
29" X 29" X 4"
74cm x 74cm x 10cm



COPING UNIT
12" x 24" x 2¾"
30.5cm x 61cm x 7cm



FULLNOSE COPING
12" x 24" x 1½"
30.5cm x 61cm x 4.5cm
NEW for 2018



36" LEDGESTONE STEP
36" x 18" x 6"
91.4cm x 45.7cm x 15.2cm



48" LEDGESTONE STEP
48" x 24" x 6"
122cm x 61cm x 15.2cm



72" LEDGESTONE STEP
72" x 24" x 6"
183cm x 61cm x 15cm



Stones & Bundling	Face Feet Per		Linear Feet Per		Units Per		Per Bundle		Lbs Per	
	Bundle	Unit	Bundle	Unit	Bundle	Face Feet	Layers	Sections	Unit	Bundle
Coping & 24 x 24 Pillar Cap - Chicago Manufacturing, stocked in Ayr; Steps & 29 x 29 Pillar Cap - Georgetown Manufacturing										
Pillar Cap - 24" x 24"			-	-	5				159	795
Pillar Cap - 29" x 29"			-	-	5				302	1,510
Coping			24	2	12				64	772
Fullnose Coping			32	2	16				42	667
Step - 36" x 18"	5.5	1.5	9	3	3				327	982
Step - 48" x 24"	6	2	12	4	3				574	1,721
Step - 72" x 24"	9	3	18	6	3				860	2,581

Notes: **Ledgestone Steps** are sold in full bundles and on a refundable skid/**Ledgestone Coping and Pillar Caps** are sold on a non-refundable skid. All caps require a skid that is non-refundable. Ledgestone steps are sold on a refundable pallet. When applying adhesive to a pillar cap or coping unit, scoring the underside of the unit may increase the bond. All sales of this product are final and non-refundable. All measurements are nominal.

Internal Use Only. LDG CH

UNIVERSAL BASE UNIT






























NEW FOR 2018
























UNIVERSAL BASE UNIT
19" x 14" x 2"
48.2cm x 35.5cm x 5.5cm

Stones & Bundling	Face Feet Per		Linear Feet Per		Units Per		Per Bundle		Lbs Per	
	Bundle	Unit	Bundle	Unit	Bundle	Face Feet	Layers	Sections	Unit	Bundle
Universal Base Unit			85	1.6	54		9		46	2,500

COPING PAIRINGS

	 <p>LEDGESTONE™ COPING</p>	 <p>UNIVERSAL COPING</p>	 <p>NATURAL STONE NATURAL EDGE & FULLNOSE</p>	 <p>BRUSSELS FULLNOSE™ ANTIQUED & NON-ANTIQUED</p>	 <p>PISA2 COPING® 24" & 12" LENGTHS</p>
ARCHITECTURES™					
BRUSSELS DIMENSIONAL STONE®					
LINEO® DIMENSIONAL STONE					
RIVERCREST® WALL					
U-CARA™					
PISA2®					
POOL					

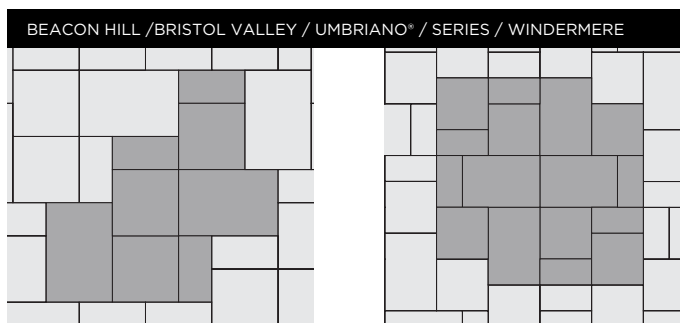
STEP TREAD PAIRINGS

	 <p>LEDGESTONE™ STEPS 36", 48" & 72" LENGTHS</p>	 <p>NATURAL STONE STEPS</p>	 <p>SIENASTONE®</p>	 <p>SIENASTONE® SMOOTH</p>
ARCHITECTURES™				
BRUSSELS DIMENSIONAL STONE™				
LINEO™ DIMENSIONAL STONE				
RIVERCREST™ WALL				
U-CARA™				
SIENASTONE™				

LAYING PATTERNS




Artline A

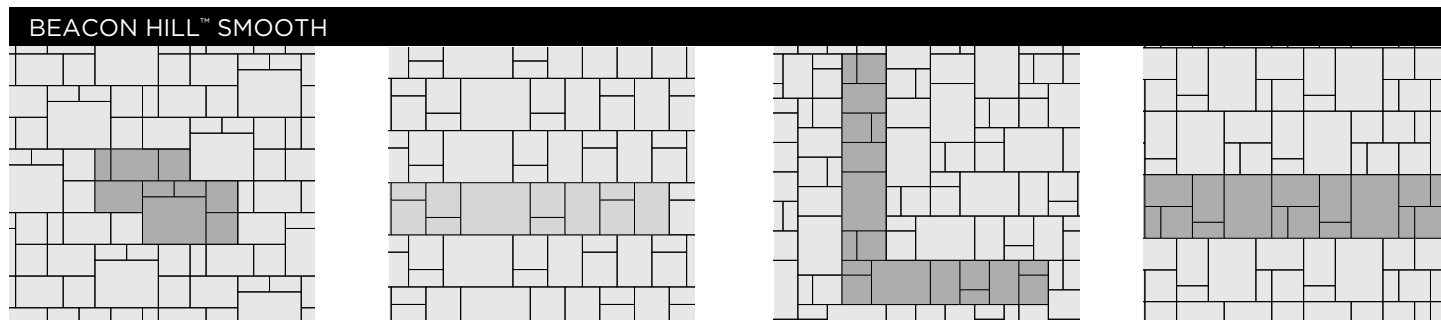


Random A - 40% Large Rectangle,
40% Square, 20% Small Rectangle

Random B - 40% Large Rectangle,
40% Square, 20% Small Rectangle



BHS A - 14.5% Sm. Rect., 28.5% Sq.,
28.5% Lg Rect., 28.5% XL Rect.




BHS B - 14.5% Sm. Rect., 28.5% Sq.,
28.5% Lg Rect., 28.5% XL Rect.

BHS C - 14.5% Sm. Rect., 28.5% Sq.,
28.5% Lg Rect., 28.5% XL Rect. 20% Half

BHS D - 14.5% Sm. Rect., 28.5% Sq.,
28.5% Lg Rect., 28.5% XL Rect.

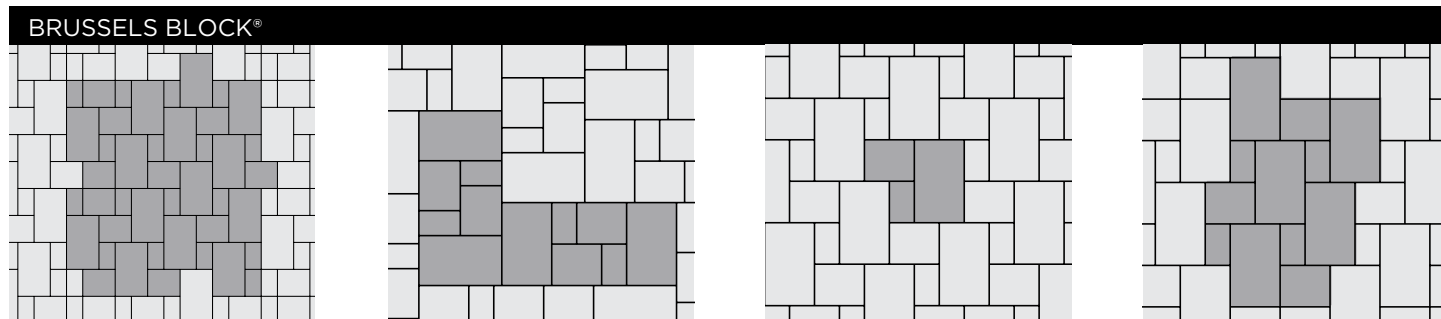
BHS E - 12.5% Sm. Rect., 25% Sq.,
25% Lg Rect., 25% XL Rect.



Brussels AF - 40% XL, 40% Standard,
20% Half

Brussels O - 33% Half Stone, 67%
Standard

Brussels P - 67% Standard, 33% Half

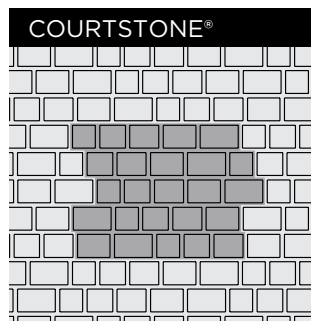


Brussels W - 18% Half Stone, 23%
Standard, 59% XL


Brussels X - 57% XL, 29% Standard,
14% Half

Brussels Y - 57% XL, 29% Standard,
14% Half


Brussels Z - 67% XL, 20% Standard,
13% Half




Crt A - 16% Square, 18% Sm. Rec., 19% Rec.,
22% Lg. Rec., 25% XL Rec.



Cophorne A - 100% Standard

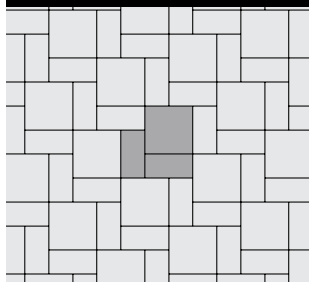


Cophorne B - 100% Standard

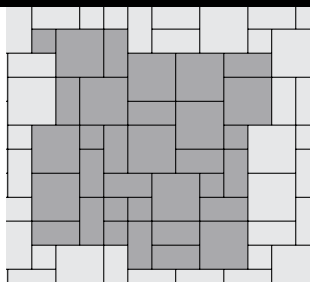


Cophorne C - 100% Standard


EUROPAVER®




Europaver B - 50% 12"x12", 50% 6"x12"



Europaver D - 54% 12"x12", 37% 6"x12", 9% 6"x6"




Europaver E - 80% 12"x12", 20% 6"x6"




Europaver F - 67% 12"x12", 22% 6"x12", 11% 6"x6"

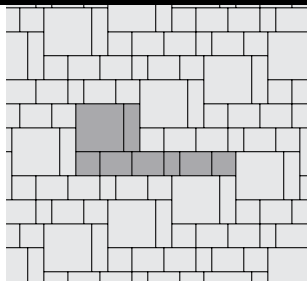
IL CAMPO®




Il Campo F - 75% 12"x12", 25% 4"x12"



Il Campo H - 60% 6"x8", 30% 6"x6", 10% 4"x6"




Il Campo I - 33% 12"x12", 11% 4"x12", 56% Random Bundle

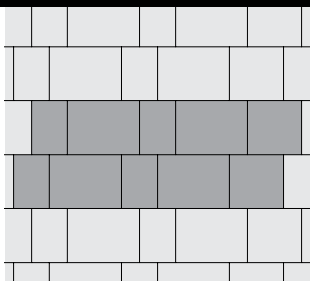


Il Campo J - 33% 12"x12", 11% 4"x12", 56% Random Bundle

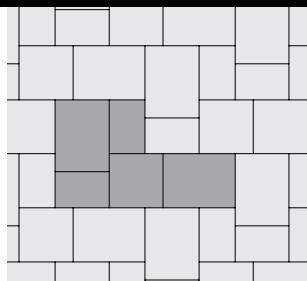
RICHCLIFF®



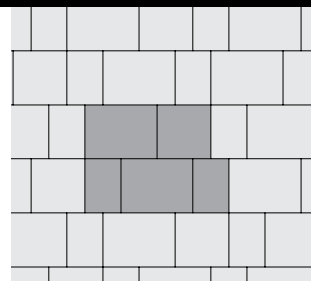
Richcliff A - 100% Random



Richcliff B - 100% Random




Richcliff C - 100% Random

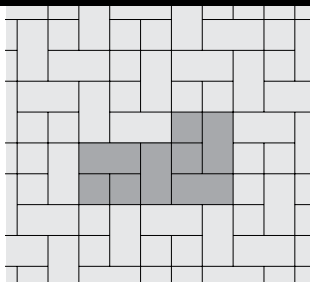


Richcliff D - 100% Random


SENZO™



Senzo A - 67% Rectangle, 33% Square




Senzo B - 67% Rectangle, 33% Square




Senzo C - 57% 16"x16", 29% 16"x8", 14% 8"x8"

SENZO™




Senzo D - 67% 16"x16", 22% 16"x8", 11% 8"x8"




Senzo E - 54% 16"x16", 37% 8"x16", 9% 8"x8"

THORNBURY™



Thornbury A - 49% Large Rec., 34% Medium Rec., 17% Small Rec.

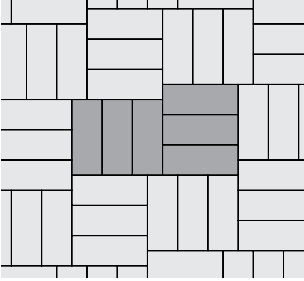


Thornbury B - 49% Large Rec., 34% Medium Rec., 17% Small Rec.




Thornbury C - 49% Large Rec., 34% Medium Rec., 17% Small Rec.


TOWN HALL®



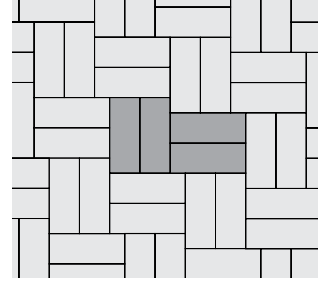
Town Hall A - 100% Standard



Town Hall B - 100% Standard

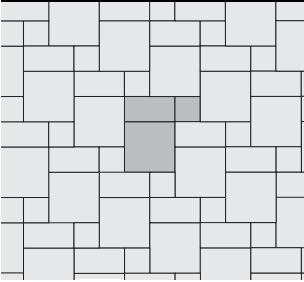


Town Hall C - 100% Standard

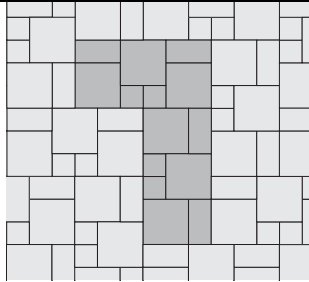


Town Hall D - 100% Standard


UMBRIANO®



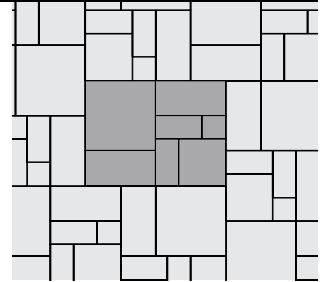
Umbriano A - 57% 16"x16", 29% 16"x8", 14% 8"x8"



Umbriano B - 67% 16"x16", 22% 16"x8", 11% 8"x8"



Umbriano C - 54% 16"x16", 37% 8"x16", 9% 8"x8"



Umbriano E - 33% 24"x24", 33% 12"x24", 15% 16"x16", 15% 16"x8", 4% 8"x8"

UNILOCK ELEMENTS



BELLA
SPECIAL ORDER
Rivercrest, Coastal
Slate

The Bella pre-built fireplace is constructed from Rivercrest® Wall.



MODA
SPECIAL ORDER
Lineo, Series - Granite,
Black Granite

The Moda pre-built fireplace is constructed from Lineo Dimensional Stone and Series™ accent.

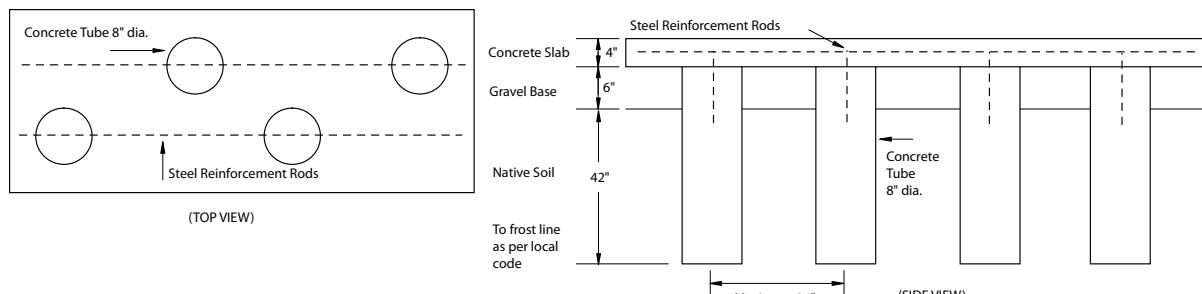
WOOD BURNING ONLY
MINIMUM 8 WEEK LEAD TIME



TUSCANY
SPECIAL ORDER
Dimensional, Copthorne -
Sandstone, with Copthorne
3 color blend accent

The Tuscan pre-built fireplace is constructed from Brussels Dimensional Stone® and Copthorne® accents.

Typical Cross Section for Concrete Pad Installation



Guarantee: The standard Unilock guarantee applies to the units used to construct Unilock Elements. (See Unilock literature for details.) Third party grills and fireboxes carry their respective manufacturer's warranty and may change without notice.

Note: Unilock reserves the right to change model designs, accessories and colors without notice. Unilock will not be responsible for improper use or handling that results in property damage. Some models may not be exactly as shown. Fireplaces come complete with UL-approved stainless steel fireboxes. Check local building codes and regulations prior to ordering and installing Unilock Elements.

RIVERCREST® FIRE PIT



16" HEIGHT WITH COPING

FIRE PIT GRILL

Fire pit grill is included and fits securely into the firepit.



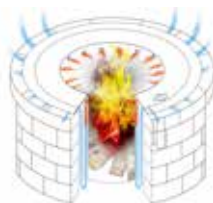
COASTAL SLATE



BUFF

UNLOCK REDUCED SMOKE INSERT

AVAILABLE FOR BOTH RIVERCREST AND SUNSET FIRE PIT KITS



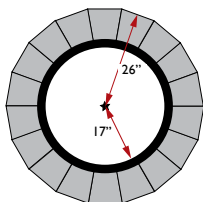
ZENTRO TECHNOLOGY FIRE PIT INSERT

SUNSET FIRE PIT

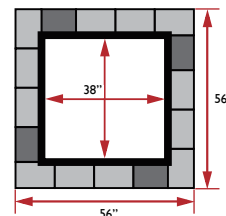
Round and Square Fire Pits are available in Brussels Dimensional Stone® colors: Desert Sand, Sandstone and Mahogany Ash.



Round
(shown in Mahogany Ash)



Square
(shown in Mahogany Ash)



DESERT SAND



MAHOGANY ASH



SANDSTONE



FIRE PIT GRILL

This grill fits securely into either the round or square fire pit. The swiveling grill surface is 14" x 18".

Stones & Bundling	Stones per Course	Stones per Pallet	Diameter Outside of Stone	Diameter Inside of Stone	Diameter Pit Insert	Lbs/Pallet	Kits/Bundle
Sunset - Pickering Manufacturing/Rivercrest - Georgetown Manufacturing							
Sunset/Brussels Dimensional Stone							
Round Fire Pit	18	54	52"	36"	34"	1145	1
Square Fire Pit	16	48	56"	40"	38"	1545	1
Rivercrest							
Round Fire Pit	4	12	54"	36"	-	1512	1

HARDSCAPE ACCESSORIES

PAVER CLEANERS



GATOR CLEAN PAVER SHAMPOO

Gator Clean Shampoo removes ground-in dirt from the surface of concrete pavers and natural stones. It will make the pavers, patio slabs, walls & natural stones look clean and vibrant. Applying Gator Clean Shampoo before a sealer application will assure you of a deeper penetration into the cleaned surface. 1 gal. covers up to 375 sq. ft. Coverage will depend on joint width and surface porosity. Available in 1 gal. & 5 gal.; 4 units of 1 gal./case, 24 cases/pallet; 48 units of 5 gal./pallet.

Note: Carefully read all instructions and safety information on product label prior to application. For additional safety information, see MSDS.



GATOR CLEAN EFFLORESCENCE & SLURRY REMOVER

Gator Efflorescence Cleaner will remove any efflorescence stains trapped in the concrete pavers and natural stone pores. It will make the pavers look more clean and vibrant without discoloring or damaging the paver surface. This efflorescence cleaning is a necessary step before a sealer is applied. The sealer will be able to get a deeper penetration into the now-clean pores. Approximate coverage (diluted) is 200 sq. ft. Available in 1 gal. & 5 gal.; 4 units of 1 gal./case, 24 cases/pallet; 48 units of 5 gal./pallet.

* ALWAYS DILUTE. ALWAYS TEST. Product can discolor pavers. Read directions carefully.

Note: Carefully read all instructions and safety information on product label prior to application. For additional safety information, see MSDS.

CAREFULLY READ ALL INSTRUCTIONS AND SAFETY INFORMATION ON PRODUCT LABEL PRIOR TO APPLICATION. SEE MSDS FOR FURTHER INFORMATION.

WATER-BASED SEALERS



GATOR HYBRID SEALER + COLOR ENHANCER - HIGH GLOSS

Gator Hybrid Sealer High Gloss + Color Enhancer is 100% pure high-grade acrylic used to seal concrete pavers. It penetrates deep into the concrete paver pores, thus reducing the oil and dirt penetration, as well as protecting them from the corrosion of de-icing salt. Ideal for Dry Cast Concrete pavers. Approximate coverage 200 sq ft per gal. if using Polymeric Sand / 100 sq. ft. if not using Polymeric Sand. Available in 1 gal. & 5 gal.; 4 units of 1 gal./case, 24 cases/pallet; 48 units of 5 gal./pallet.

Note: Carefully read all instructions and safety information on product label prior to application. For additional safety information, see MSDS.



GATOR HYBRID SEALER + COLOR ENHANCER - LOW GLOSS

Gator Hybrid Sealer Low Gloss + Color Enhancer Gator Hybrid Seal is 100% pure high-grade acrylic used to seal concrete pavers. It penetrates deep into the concrete paver pores, thus reducing the oil and dirt penetration, as well as protecting them from the corrosion of de-icing salt. It is ideal for Dry Cast Concrete pavers. Approximate coverage 200 sq. ft. per gal. if using Polymeric Sand / 100 sq ft if not using Polymeric Sand. Available in 1 gal. & 5 gal.; 4 units of 1 gal./case, 24 cases/pallet; 48 units of 5 gal./pallet.

Note: Carefully read all instructions and safety information on product label prior to application. For additional safety information, see MSDS. For outdoor use only.



GATOR HYBRID SEALER - ZERO GLOSS

Gator Hybrid Sealer - Zero Gloss is 100% pure high-grade acrylic used to seal concrete pavers. It penetrates deep into the concrete paver pores, thus reducing the oil and dirt penetration, as well as protecting them from the corrosion of de-icing salt. Ideal for Dry Cast Concrete pavers. Approximate coverage 175 sq. ft. per gal. Available in 1 gal. & 5 gal.; 4 units of 1 gal./case, 24 cases/pallet; 48 units of 5 gal./pallet.

Note: Carefully read all instructions and safety information on product label prior to application. For additional safety information, see MSDS.

SEALERS & ADHESIVE

WATER-BASED SEALERS



GATOR NATURAL STONE FINISH + COLOR ENHANCER - ZERO GLOSS

Gator Seal for Natural Stone is made of silicone based polymers. This sealer penetrates deep into the natural stone thus reducing the oil and dirt penetration, as well as protecting them from the corrosion of de-icing salt. Approximate coverage 200 - 400 sq. ft. per gallon, depending on stone porosity and other factors. Available in 1 gal. & 5 gal.; 4 units of 1 gal./case, 24 cases/pallet; 48 units of 5 gal/pallet.

Note: Carefully read all instructions and safety information on product label prior to application. For additional safety information, see MSDS.



GATOR WET CAST NATURAL LOOK FINISH - ZERO GLOSS

Gator Wet Cast Natural Look Finish - Zero Gloss is made from fluorochemical polymers. This sealer penetrates deep into the Wet Cast products thus reducing the oil and dirt penetration, as well as protecting them from the corrosion of de-icing salt. Water-based, this protector does not release unpleasant fumes, and is environmentally friendly. Approximate coverage 200 sq ft per gallon if using Polymeric Sand / 100 sq ft if not using Polymeric Sand. Available in 1 gal. & 5 gal.; 4 units of 1 gal./case, 24 cases/pallet; 48 units of 5 gal/pallet.

Note: Carefully read all instructions and safety information on product label prior to application. For additional safety information, see MSDS.

SOLVENT-BASED SEALER



WET-CAST ACRYLIC PAVER PROTECTOR - WET LOOK WITH COLOR ENHANCER -LOW GLOSS

Gator Seal is a low gloss color enhancer for Wet Cast products is made from acrylic-based polymers. It penetrates deep into the Wet Cast products, thus reducing the oil and dirt penetration, as well as protecting them from the corrosion of de-icing salt. Specifically formulated to be used on unsealed surfaces only. Approximate coverage is 200 sq. ft. Available in 1 gal. & 5 gal.; 4 units of 1 gal./case, 24 cases/pallet; 48 units of 5 gal/pallet. Note: Carefully read all instructions and safety information on product label prior to application. For additional safety information, see MSDS. For outdoor use only.

ADHESIVE



GATOR BLOCK POLYURETHANE XP XTRA PERFORMANCE ADHESIVE

Gator Block XP Adhesive is one of the strongest polyurethane adhesives on the market. It is especially formulated for bonding concrete, natural stones, blocks, bricks and pavers. It is intended to provide a permanent bond to approved materials and can be used on dry or humid surfaces. Approximate coverage 31 ft per 10oz. / 86 ft per 28oz.; 12 units/case in box sizes.

Sealers	SEALER RECOMMENDATIONS BY PRODUCT	
	Water-Based Protector	Color Enhancer Sealer
PAVERS		
Copthorne*	N/R	N/R
Courtstone*	N/R	N/R
Il Campo*	N/R	✓
Richcliff*	N/R	N/R
Series™	N/R	✓
Town Hall*	N/R	N/R
Umbriano*	✓	✓
Unigranite*	✓	✓
Tumbled Pavers	✓	✓
Standard & EnduraColor Pavers	✓	✓

N/R - Not Recommended

✓ - Recommended

✓+ - Recommended with Extra Care (contact your Territory Manager for further information)

Copthorne, Courtstone, Richcliff & Town Hall are produced with a special coating. The selected sealer could be used after at least one year of wear or when the original coating has worn off, allowing for sealer penetration. Wetcast products have their own sealer - please contact Unilock for further information.

SANDS



UNICARE SWEEPING JOINTING SAND

Kiln dried and angular shaped in order to flow easily and stay in place.
66 lb/ bag 50 Bags/Skid



Eurostone Bond

FEATURES: Great for cobblestone and natural stone joints up to 1.5". Sets at above 32 F (0 C). Fast setting: Drainage base systems, min. 1 hr. without rain. Non-drainage base systems, min. of 24 hrs. without rain. More rigid and water resistant. Helps prevent weed sprouting, damages caused by insects and erosion due to climatic conditions. In vehicular application stone must interlock or lay in a concrete bed.

Packaging: 50 lbs (22.7 kg)
56 units per pallet
Pallets can be stored outside



GATOR Aqua Rock

FEATURES: For Residential and Commercial applications. For permeable paver joints. It's ideal for driveways, parking lots, walkways, drainage applications, bedding and jointing material and many more scenarios. Helps prevent erosion due to climatic conditions. Use as bedding and jointing material. Graded to meet ASTM No. 9. High strength granite stone for long-term use. Helps collect roof and surface water run-off. Reduction of storm water rate. Long-term high infiltration performance.

Packaging 50lb bags / 22.7 kg bags
56 units per pallet



GATOR Tile Sand

FEATURES: For outdoor porcelain tile joints in Gator Tile Systems. Fast setting: drainage base 1 hr. Sets above 32 F. Ideal for use with porcelain tile installations. 15 year warranty if used with the Gator Tile Systems. Helps prevent weed sprouting, damages caused by insects, erosion due to climatic conditions.

Packaging 35lb bags / 15.9 kg bags
40 units per package
Pallets can be stored outside



GATOR Dust

FEATURES: For Residential applications. For natural stone joints 1/2" to 6". It's ideal for pedestrian patios, walkways, pool decks and many more scenarios. Sets above 59 F (15 C). Fast setting min. 24 hrs without rain. Pedestrian application only. Helps prevent weed sprouting, damages caused by insects, erosion due to climatic conditions.

Packaging 50lb bags / 22.7 kg bags
56 units per pallet
Pallets can be stored outside



GATOR SUPER SAND - FOR JOINTS UP TO 1" MAXIMUM

Super Sand is a unique mixture of polymer binders and calibrated sand available in Beige and Slate Grey. The installation of Supersand Bond is almost identical to using regular paver joint sand except for the application of water. Once Supersand Bond sets, it becomes very firm and locks between the paver joints while still retaining flexibility and providing a long lasting, durable jointing material. Supersand Bond is recommended for a variety of uses including pool decks, patios, footpaths, driveways, parking spaces, pavements etc. Setting time - 1 hour; sets above 32° F/0° C.

Approximate Coverage: 60 - 85 sq ft per 50 lb. bag. Available in 50 lb. bags/70 bags/pallet.

Note: Extra care must be exercised when using on Copthorne®, Courtstone®, Richcliff®, Town Hall® and Umbriano® products and is not suitable for use with Il Campo®, Series™ and Unigranite®.



GATOR MAXX SAND - FOR JOINTS UP TO 2" MAXIMUM

Gator Maxx Sand is a unique mixture of polymer binders and calibrated sand available in Beige and Slate Grey. The installation of Gator Maxx Sand is almost identical to using regular paver joint sand except for the application of water. Once Gator Maxx Sand sets, it becomes very firm and locks between the paver joints while still retaining flexibility and providing a long lasting, durable jointing material. Gator Maxx Sand is recommended for a variety of uses including pool decks, patios, footpaths, driveways, parking spaces, pavements etc. Setting time - 1 hour; sets above 32° F/0° C.

Approximate Coverage: 60 - 85 sq ft per 50 lb. bag. Available in 50 lb. bags/70 bags/pallet.

Note: Extra care must be exercised when using on Copthorne®, Courtstone®, Richcliff®, Town Hall® and Umbriano® products and is not suitable for use with Il Campo®, Series™ and Unigranite®.

SANDS

NEW SAND



GATOR G2 Super Sand (Intelligent Polymeric Sand)

FEATURES: Setting time 1 hour, sets at above 32 F (0 C), can be applied even if rain is expected (min. 1 hr.)
Dust free and haze free. No blower is needed, requires only one watering.

Four colors - Beige, Slate Grey Packaging 50lb bags / 22.7kg bags; 70 bags/skid

IDEAL FOR:

- Residential applications
- Concrete paver, wet cast products
- Sloping areas, pool surroundings, patios, walkways, driveways and more

NEW SAND



GATOR G2 Maxx Sand (Intelligent Polymeric Sand)

FEATURES: Setting time 1 hour, sets at above 32 F (0 C), can be applied even if rain is expected (min. 1 hr.)
Dust free and haze free. No blower is needed, requires only one watering.

Four colors - Beige, Black Diamond, Ivory and Slate Grey Packaging - 50lb bags/22.7 kg bags; 70 bags/skid

IDEAL FOR:

- Residential & Commercial applications
- Concrete paver, wet cast products
- Sloping areas, pool surroundings, patios, walkways, driveways and more

Sands	Unicare® Standard Jointing Sand	Gator Super Sand	Gator Maxx Sand	Gator G2 Supersand	Gator G2 Max
PAVERS \ FEATURES	For joints up to 1/8" May be sealed. Tan color Non-binding sand	For joints up to 1" May be sealed. Available in Beige, Black Diamond, Ivory & Slate Grey	For joints up to 2" May be sealed. Available in Beige, Black Diamond, Ivory & Slate Grey	For joints up to 2" May be sealed. Available in Beige, Grey	For joints up to 4" May be sealed. Beige, Black, Ivory & Slate Grey
Copthorne®	✓	✓+	✓*	✓	✓
Courtstone®	✓	✓+	✓	✓	✓
Il Campo®	✓	N/R	N/R	✓	✓
Richcliff®	✓	✓+	✓*	✓	✓
Series™	✓	N/R	N/R	✓	✓
Town Hall®	✓	✓+	✓	✓	✓
Umbriano®	✓	✓+	✓+	✓	✓
Unigranite®	✓	N/R	N/R	✓	✓
Tumbled Pavers	✓	✓	✓	✓	✓
Standard & Endura Pavers	✓	✓	✓	✓	✓

N/R - Not Recommended ✓ - Recommended ✓+ - Recommended with Extra Care (contact your Territory Manager for more information)

✓* - These pavers have a very narrow or slightly angled edge (chamfer) limiting sand penetration in the joint and causing possible weak bonding areas. The life cycle performance could be affected.

IMPORTANT NOTICE

Unilock Polymeric Jointing Sand, cleaners and sealers, must always be applied by a trained and experienced professional. Contact your Unilock Territory Manager for training and the most up-to-date best practices.

NOTICE: Unilock does not accept any responsibility for damage to the surface caused by the improper application and use of Unilock polymeric sand, sealers or cleaners. Unilock will not accept responsibility for alternate suppliers of polymeric sand, jointing sand, cleaners and sealers.

1. DO NOT USE Polymeric Jointing Sand on the following products:

Series™

Il Campo®

Unigranite®

Tribeca Cobble

If joint stabilization is required, use ordinary jointing sand and apply a stabilizing sealer. Contact your local Unilock Territory Manager for recommended sealants and application specifics.

2. EXTRA CARE must be exercised when using Polymeric Sand on the following products:

EnduraColor®

Courtstone®

Copthorne®

Richcliff®

Town Hall®

Umbriano®

Unilock's Polymeric Jointing Sand can be used on these products but the fine polymers and binders in Unilock Polymeric Jointing Sand have a natural tendency to adhere to the surface and therefore extra diligence must be taken to pre-clean the surface prior to "wetting the sand in" and squeegee off the surface post application. Failure to do so will result in a "whitish haze" on the surface that is difficult to remove.

3. IMPORTANT COMPACTION NOTICE: Always pre-compact the pavers WITHOUT SAND IN THE JOINTS. This will facilitate proper leveling. Polymeric sand can then be swept into the joints. *Always use a compactor with a protective membrane attached to the bottom of the plate.*

ACCESSORIES

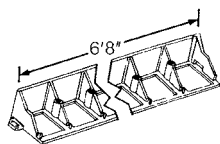
GATOR BASE



FEATURES: For Pedestrian use only. Replaces concrete foundations and is used to replace 6" of crushed stone. The interlocking panels distribute all dynamic and static loads to a very wide area, practically eliminating any pressure on the ground.

GATOR Base is a unique evolution in base technology. Evacuates water through channels along a 1 slope. Manufactured using lightweight high-density polypropylene. Environmentally friendly and 100% recyclable. Extremely durable, will not degrade in the ground. Designed with LOCK-N-GO tongue and groove system. Packaging: 10 units per pack, 12 packs per box, 120 units per pallet

EDGE RESTRAINTS



SnapEdge - One-Piece Edging That Does It All!

- Only one part required for straight runs or curved installations
- Built-in connector fastens one piece to the next - convenient 96" size, makes them easy to transport
- Unique 'Snip and Flex' feature speeds installations of curves and corners without pre-planning
- The open design allows a root system to grow through SnapEdge, further reinforcing the installation
- Engineered to provide a strong, easy-to-install edge restraint for concrete/clay pavers
- Nail hole bosses are full-length cylinders. Hammer blows will not fracture or force nail heads through edging



PermEdge - Permeable Paver Edge Restraint

- Comes fully assembled - no field assembly required
- Installs on top of the stone chip setting bed
- One-piece design for straight and curved applications
- Integral section-to-section connector
- 100% recycled material



GATOR Edge Rigid & Flex

Gator Edge Products are easy to use and quick to install. An excellence choice, it offers great lateral support and makes definition easier for alleys, driveways or sidewalks. They are made with 100% polypropylene or polyethylene for strength and flexibility.

Packaging: 24 pcs/skid, 28 bdl/skid, 1 skid = 5,376 lin.ft.

PAVERSAVER UNI MAT



PAVERSAVER UNI MAT

Universal Design - for use on most compactors

The PaverSaver Uni Mat is made out of a specially formulated urethane rubber. This material is soft enough to protect the paver surface and hard enough to minimally affect travel speed. The universal sizing fits most compactor plates and easily attaches and detaches from the compactor.

MISCELLANEOUS ACCESSORIES

RETAINING WALL ACCESSORIES	Unit Dimensions	Package Size
Stratagrid SG200	Roll: 6' x 300'	-
Stratagrid SG500	Roll: 6' x 300'	-
Filter Fabric	Roll: 12.5' x 360'	-

EDGE RESTRAINTS	Unit Dimensions	Package Size
GATOR/ SNAPEDGE	8' length	24 pc/ bdl 28 bdl/skid
PERMEDGE	8' length	24 pc/ bdl (Special 28 bdl/skid Order)
10" Spikes (Bright)	10" spiral spike	50lbs. per box (approx 250)

BEDDING MATERIALS CHART (APPROXIMATE IMPERIAL TONS)

Square Feet	Bedding Course											
	1"	2"	3"	4"	5"	6"	7"	8"	9"	10"	11"	12"
50	0.3	0.5	0.8	1.0	1.3	1.5	1.8	2.0	2.3	2.5	2.8	3.0
100	0.5	1.0	1.5	2.0	2.5	3.0	3.5	4.0	4.5	5.0	5.5	6.0
150	0.8	1.5	2.3	3.0	3.8	4.5	5.3	6.0	6.8	7.5	8.3	9.0
200	1.0	2.0	3.0	4.0	5.0	6.0	7.0	8.0	9.0	10.0	11.0	12.0
250	1.3	2.5	3.8	5.0	6.3	7.5	8.8	10.0	11.36	12.5	13.8	15.0
300	1.5	3.0	4.5	6.0	7.5	9.0	10.5	12.0	13.5	15.0	16.5	18.0
350	1.8	3.5	5.3	7.0	8.8	10.5	12.3	14.0	15.8	17.5	19.3	21.0
400	2.0	4.0	6.0	8.0	10.0	12.0	14.0	16.0	18.0	20.2	22.0	24.0
450	2.3	4.5	6.8	9.8	11.3	13.5	15.8	18.0	20.3	22.5	24.8	27.0
500	2.5	5.0	7.5	10.0	12.5	15.0	17.5	20.0	22.5	25.0	27.5	30.0
550	2.8	5.5	8.3	11.0	13.8	16.5	19.3	22.0	24.8	27.5	30.3	33.0
600	3.0	6.0	9.0	12.0	15.0	18.0	21.0	24.0	27.0	30.0	33.0	36.0
650	3.3	6.5	9.8	13.0	16.3	19.5	22.8	26.0	29.3	32.5	35.8	39.0
700	3.5	7.0	10.5	14.0	17.5	21.0	24.5	28.0	31.5	35.0	38.5	42.0
750	3.8	7.5	11.36	15.0	18.8	22.5	26.3	30.0	33.8	37.5	41.3	45.0
800	4.0	8.0	12.0	16.0	20.0	24.0	28.0	32.0	36.0	40.0	44.0	48.0
850	4.3	8.5	12.8	17.0	21.3	25.5	29.8	34.0	38.3	42.5	46.8	51.0
900	4.5	9.0	13.5	18.0	22.5	27.0	31.5	36.0	40.5	45.0	49.5	54.0
950	4.8	9.5	14.3	19.0	23.8	28.5	33.3	38.0	42.8	47.5	52.3	57.0
1000	5.0	10.0	15.0	20.0	25.0	30.0	35.0	40.0	45.0	50.0	55.0	60.0

Actual volume may vary due to type of materials, moisture content, and compaction. Calculation charts and formulas are provided as a service by Unilock for estimating material requirements. Unilock will not be held responsible in any way for resulting product overage or shortage.

BASE DEPTH CHARTS (CUBIC YARDS)

Square Feet	Bedding Course											
	1"	2"	3"	4"	5"	6"	7"	8"	9"	10"	11"	12"
50	0.2	0.3	0.5	0.6	0.8	0.9	1.1	1.2	1.4	1.5	1.7	1.9
100	0.3	0.6	0.9	1.2	1.5	1.9	2.2	2.5	2.8	3.1	3.4	3.7
150	0.5	0.9	1.4	1.9	2.3	2.8	3.2	3.7	4.2	4.6	5.1	5.6
200	0.6	1.2	1.9	2.5	3.1	3.7	4.3	4.9	5.6	6.2	6.8	7.4
250	0.8	1.5	2.3	3.1	3.9	4.6	5.4	6.2	6.9	7.7	8.5	9.3
300	0.9	1.9	2.8	3.7	4.6	5.6	6.5	7.4	8.3	9.3	10.2	11.1
350	1.1	2.2	3.2	4.3	5.4	6.5	7.6	8.6	9.7	10.8	11.9	13.0
400	1.2	2.5	3.7	4.9	6.2	7.4	8.6	9.9	11.1	12.3	13.6	14.8
450	1.4	2.8	4.2	5.6	6.9	8.3	9.7	11.1	12.5	13.9	15.3	16.7
500	1.5	3.1	4.6	6.2	7.7	9.3	10.8	12.3	13.9	15.4	17.0	18.5
550	1.7	3.4	5.1	6.8	8.5	10.2	11.9	13.6	15.3	17.0	18.7	20.4
600	1.9	3.7	5.6	7.4	9.3	11.1	13.0	14.8	16.7	18.5	20.4	22.2
650	2.0	4.0	6.0	8.0	10.0	12.0	14.0	16.0	18.1	20.1	22.1	24.1
700	2.2	4.3	6.5	8.6	10.8	13.0	15.1	17.3	19.4	21.6	23.8	25.9
750	2.3	4.6	6.9	9.3	11.6	13.9	16.2	18.5	20.8	23.1	25.5	27.8
800	2.5	4.9	7.4	9.9	12.3	14.8	17.3	19.8	22.2	24.7	27.2	29.6
850	2.6	5.2	7.9	10.5	13.1	15.7	18.4	21.0	23.6	26.2	28.9	31.5
900	2.8	5.6	8.3	11.1	13.9	16.7	19.4	22.2	25.0	27.8	30.6	33.3
950	2.9	5.9	8.8	11.7	14.7	17.6	20.5	23.5	26.4	29.3	32.3	35.2
1000	3.1	6.2	9.3	12.3	15.4	18.5	21.6	24.7	27.8	30.9	34.0	37.0

Actual volume may vary due to type of materials, moisture content, and compaction. Calculation charts and formulas are provided as a service by Unilock for estimating material requirements. Unilock will not be held responsible in any way for resulting product overage or shortage.

CALCULATIONS

AREA OF A CIRCLE

Radius (in.)	18	21	24	27	30	33	36	39	42	45	48	51	54	57
Radius (ft.)	1.50	1.75	2.00	2.25	2.50	2.75	3.00	3.25	3.50	3.75	4.00	4.235	4.50	4.75
Square Feet	7.07	9.62	12.56	15.90	19.63	23.75	28.26	33.17	38.47	44.16	50.24	56.72	63.59	70.85
Circumference (in.)	113.04	131.88	150.72	169.56	188.40	207.24	226.08	244.92	263.76	282.60	301.44	320.28	339.12	357.96
Circumference (Ft.)	9.42	10.99	12.56	14.13	15.70	17.27	18.84	20.41	21.98	23.55	25.12	26.69	28.26	29.83

Area of a circle = 3.14 x Radius x Radius

Circumference = 6.28 x Radius

AREA CONVERSION CHART

Square Feet	1	2	3	4	5	6	7	8	9	10	11	12	13	14
Square Meter	0.09	0.19	0.28	0.39	0.46	0.56	0.65	0.74	0.84	0.93	1.02	1.11	1.21	1.30
Square Meter	1	2	3	4	5	6	7	8	9	10	11	12	13	14
Square Feet	10.76	21.53	32.29	43.06	53.82	64.58	75.35	86.11	96.88	107.64	118.40	129.17	139.93	150.69
Cubic Yard	1	2	3	4	5	6	7	8	9	10	11	12	13	14
Cubic Feet	27	54	81	108	135	162	189	216	243	270	297	324	351	378

Area Square = Length x Width

Area Triangle = 1/2 Base x Height

Calculation charts and formulas are provided as a service by Unilock for estimating material requirements. Unilock will not be held responsible in any way for resulting product overage or shortage.

SEALER BEST PRACTICES

- The paver surface should be **clean** and free from oil, dirt, dust and any loose material. This ensures a uniform result and allows the sealer to better penetrate the surface.
- The pavers should be **free of any visible efflorescence**.
- If pavers have been sealed before, make sure to reseat with compatible product.
- **Surface must be dry** (48 hours without precipitation) and warm to the touch (morning).
- Joint sand must also be dry.
- Make sure lawn sprinklers are shut off.
- Best air temperature is between **50 degrees to 80 degrees** with no rain forecasted for the next 24 hours.
- It is best to apply product under constant weather conditions and use the **same application method from start to finish**.
- The paver joints should be completely filled with dry correctly-graded joint sand. The top level should not exceed the bottom of the chamfer or **1/8" below** the surface on the non-beveled or tumbled paver surface.
- **Always test the product** on a small hidden area to ensure the results will meet your expectations.
- Always show homeowners samples to ensure expectations.

At this point read all sealer instructions and determine the best sealer for your desired goal. Do you want to retain the original look, enhance the color, or stabilize the sand joint?

- **Read application information as each sealer can be applied differently.**
- **Make sure you have the correct equipment based on type of sealer. Solvent based sealers need solvent resistant sprayers, watering cans or paint trays.** Water base sealers can be generally applied using plastic equipment. Example: solvent based sealers come in metal containers and water based sealers come in plastic containers.
- Care should be taken that no excess sealer material is pooled on the surface during application always back roll. When using solvent based sealers make sure roller is solvent resistant or for all paints. Foam rollers work best and are less likely to pull sand from the joints.
- Stabilizing sealers are generally sprayed or flood coated with a watering can, then back rolled.
- Acrylic non-stabilizing sealers can be sprayed, then back rolled or rolled on using a metal paint tray.
- **Send your most experienced worker to do sealing projects.**

POLYSAND BEST PRACTICES

- Ensure that paver surface has **proper drainage runoff** (Min 1" over 8'). Finished paver height should always be higher than grade to allow proper surface drainage.
- **Do not set pavers in limestone screenings.** This product holds moisture and does not meet the gradation, drainage qualities or strength of coarse concrete sand.
- Make sure pavers are **clean of all construction dust.** Residual construction dust will haze pavers!
- **Compact pavers** into setting bed to create proper interlock.
- Read and review all polysand manufactures methods of application. **(Read Directions)**
- **Don't rush polysand installation.**
- **Paver area must be completely dry.**
- Lay bags of polysand over paver area. **Stage bags** in areas of coverage. Example: one bag for 60 square feet.
- **Do not over sweep sand.** Sweep sand back and forth within coverage area to fill paver joints.
- **Compact sand into joints.** This is a must in achieving proper density of the sand joint (repeat 3 times). Compaction is critical to assuring sand strength.
- Do not fill sand above the chamfer of paver. Sand should sit 1/8" below bottom of chamfer.
- Using a fine-bristle broom **remove any excess sand** from the paver surface.
- Using a **leaf blower** remove any sand or binder residue.
- **Review all watering directions (Each manufacture has different watering instructions.) This is VERY IMPORTANT!**
- Always start watering at the **bottom of the slope.**
- Always start watering in **controlled areas** per manufacturers recommendations. Example: complete watering in 200 sq. ft. area then move on to the next 200 sq. ft. and repeat.
- During final watering of poly sand, **clean surface by removing excess water** with leaf blower or squeegee depending on paver surface texture. This will remove any leftover binder residue or sand.
- Final thoughts – Always be aware of the weather when installing poly sand. **(Temperature and setting time ratings differ between products.)**
- Refer to all manufactures websites for installation videos.

IMPORTANT NOTES

UNILOCK PAVER PATTERNS

This Product Data Guide contains an extensive reference to patterns and designs. The purpose of these pattern swatches is to help the designer plan unique and exceptional designs. The percentages of products shown are based on the pattern and not on bundle configurations. In fact, there may be situations in which a pattern has been created with one particular size of stone, but that stone only comes packaged with two other sizes. This means that the designer will have to make adjustments how the other components are used in the overall plan. This is usually accomplished by adding a border or an accent. As a result, overages or shortages may occur in certain patterns. The designer and/or installer of Unilock products accepts all responsibility for design and all associated costs incurred as a result of applying any of Unilock's suggested design patterns in a project. Please plan your project and review your order carefully prior to ordering.

TRANSFERABLE LIFETIME GUARANTEE

Unilock provides a transferable lifetime guarantee on the structural integrity of its paving stones to the original purchaser of the product for residential use. If material installed, using our installation guidelines, proves to be defective, it will be replaced without cost. Color matching cannot be guaranteed, and replacement labor is not included. Proof of purchase is required. Excessive defective material (over the industry accepted normal of 2% for non-tumbled unit pavers) delivered to the purchaser will be replaced free of charge if a written claim is made within 5 days of delivery from the manufacturer. Such claims will not constitute reason for delaying payment. All goods shall be deemed accepted if completely installed. Inspect concrete products prior to opening bundle packaging to ensure that shape and color are as ordered. Unsatisfactory material must be available for inspection by Unilock to entitle the purchaser to any adjustment or credit. Inspect all concrete units during installation and set aside any which are chipped or cracked to use for any cut pieces required. The color of concrete products may vary significantly between production lots. Always install concrete units from several bundles simultaneously to ensure proper distribution of color. Prior to final compaction, inspect installed pavers for good color distribution. Relocate certain pavers, if necessary, to achieve desired color blend.

PRODUCT HANDLING WARNING

Bundle Straps Under Tension - Use extreme caution when removing or handling straps. Always wear gloves, goggles, safety footwear, and protective clothing when removing or handling straps. Failure to do so may result in serious bodily injury or loss of sight. Cut all concrete products only in well ventilated areas. Inhalation of dust is a serious health risk. A "NIOSH" (US) or a "CSA" (CDN) approved respirator, safety goggles, hearing protectors, and gloves must be worn at all times. Always "wet-cut" or "wet grind" concrete products to minimize dust.

Do not stack bundled concrete products higher than 2 bundles high. Contents of the bundle may be unstable and subject to topple when stacked. Always use extreme caution and appropriate equipment when transporting or storing bundled concrete products. Failure to do so may result in serious bodily injury or death. Always obey gross vehicle weight (GVW) loading limitations and regulations.

Hazard Rating: Fire 0, Health 1, Reactivity 0. See MSDS Concrete Masonry (Pavers). Contact Unilock for complete sheet or view safety information at www.unilock.com

Unilock assumes no liability or responsibility for loss or damage, resulting from the improper use or handling of our products, or from failure to follow instructions, warnings, and/or advisories on the product label, and on the MSDS sheet.

Umbriano® is a trademark of Metten Stein + Design GmbH & Co KG used under license by Unilock.


Unilock Ltd. and Hengestone Holdings, Inc. are the owners or authorized users of all trademarks used in this publication unless otherwise specified.

Measurements throughout this portfolio are nominal.

*Colors shown should be used only as a guide. Colors should always be chosen from actual samples. Contact your Unilock Territory Manager for color availability in your area.

Not all products shown are available at all Unilock locations. Log onto www.unilock.com for availability.

FINISHES



BRUSHED



COBBLESTONE



WEATHERED



DIMPLED AND WEATHERED




FLAGSTONE




SMOOTH



WASHED



SMOOTH - ZERO BEVEL



SPLIT



TIMEWORN



SPLIT AND WEATHERED



STANDARD

COLOR BLEND DESCRIPTIONS

COLOR NAME	DESCRIPTION	COLOR NAME	DESCRIPTION
Almond Grove	Tan, Buff and Charcoal	Midnight Sky	Charcoal and Black Flake
Alpine Fusion	Charcoal, Tan and Natural	Mountain Mist	Midtone Grey
Black Granite	Black Granite and Charcoal	Nevada	Chamois and Natural
Burnt Oak	Charcoal and Mid Brown	Nuvola	Dark Charcoal and Light Grey
Castano	Dark Brown and Burnt Brown Blend	Oak Brown	Taupe, Black and Buff
Cliffside Grey	Charcoal, Buff and Natural	Opal	Light Grey and White
Coastal Slate	Grey and Tan	Pebble Taupe	Tan and Brown
Coffee Creek	Sandstone, Brown and Charcoal	Russet	Red and Brown
Cremo	Cream and Buff	Rustic Red	Red and Charcoal
Dawn Mist	Grey and Tan	Sandstone	Buff and Tan
Desert Sand	Salmon, Buff and Charcoal	Sandy Beach	Charcoal, Buff and Tan
French Grey	Mid Grey with White Fleck	Santa Fe	Buff, Natural and Charcoal
Georgian Sunset Fusion	Tan, Charcoal and Brown	Sierra	Charcoal, Russet and Buff
Golden Sand	Tan	Sierra Fusion	Charcoal, Russet and Buff
Granite	Charcoal and Natural	Steel Blue	Pale Charcoal
Granite Fusion	Charcoal and Natural	Steel Grey	Dark Charcoal and Grey
Harvest Brown	Dark Brown with Black Fleck	Smoke Shale	Charcoal and Dark Charcoal
Heritage Brown	Dark Brown and Salmon	Summer Wheat	Cream White with Pale Yellow & Beige Particles
Ice Grey	Grey and White	Sycamore	Brown, Buff and Charcoal
Irish Coast	Natural, Tan and Russet	Sycamore Fusion	Brown, Buff and Charcoal
Java	Buff, Light Brown and Dark Brown	Tan	Tan
Light Grey	Light Grey	Terra Cotta	Salmon and Charcoal
Limestone	Light Grey, Charcoal and Natural	Valley Grey	Charcoal, Mid Brown, and Buff
Mahogany Ash	Mid Brown and Light Charcoal	Winter Marvel	White and Black Flake
Midnight Charcoal	Dark Charcoal	Yorktown	Chamois and Russet

PRODUCT DIRECTORY

PAVERS

Product	Page	Finish	Pedestrian	Residential Vehicular	Commercial Vehicular	Heavy Duty	Environmental	For Borders & Accents
Artline™	2	S	✓	✓				
Beacon Hill™ Flagstone	3	F	✓					✓
Beacon Hill™ Smooth	3	SM	✓	8cm only	8cm only			✓
Bristol Valley®	4	S	✓					
Brussels Block®	4	W	✓	✓	✓			✓
Brussels Fullnose™	36	W	✓					
Copthorne®	5	T	✓	✓				✓
Courtstone®	6	C	✓	✓				✓
Double Holland®	9	S	✓	✓	✓			✓
Dura-Flow™	7	S		✓	✓		✓	
Dura-Mat™	6	S		✓	✓		✓	
Eco-Line®	7	S	✓	✓	✓	✓	✓	
Eco-Optiloc™	7	S	✓	✓	✓	✓	✓	
Eco-Priora™	8	S	✓	✓	✓		✓	
Europaver®	8	S	✓	✓	✓			✓
Hollandstone™	9	S	✓	✓	✓	✓		✓
Il Campo®	10	B	✓	✓	✓			✓
Mattoni	9	T	✓	✓				✓
Natural Stone	11		✓				✓	
Optiloc®	14	S	✓	✓	✓	✓		
Porcelain	15		✓				✓	
Promenade™ Plank Paver	14	S/B/WS	✓	✓				✓
Richcliff®	16	F	✓					✓
Senzo™	16	S	✓	✓	✓			✓
Series™	17	WS	✓	✓	✓			✓
Thornbury™	18	F	✓	✓	✓		✓	
Town Hall®	19	T	✓	✓	✓		✓	✓
Tribeca Cobble™	19	C	✓	✓				✓
Turfstone™	18	S		✓	✓		✓	
Umbriano®	20	SZ	✓	✓	✓			✓
Unigranite®	21	SP	✓	✓	✓			✓
Windermere™	21	F	✓	✓				✓

RETAINING WALLS

Product	Page	Finish	Gardens	Retaining Walls	Steps	Heavy Duty	Seatwalls	Pillars
ArchiTExTURES™	22	S	✓	✓				
Brussels Dimensional Stone®	23	W	✓		✓		✓	✓
DuraHold®	24	S		✓		✓		
DuraHold2®	25	S		✓		✓		
Lineo Dimensional Stone™	26	S	✓	✓				
Pisa2®	27	SP	✓	✓	✓			✓
Rivercrest® Wall	28	F	✓	✓	✓		✓	✓
SienaStone®	30	SP		✓	✓	✓		
SienaStone® Smooth	31	SP		✓	✓	✓		
SonomaStone®	32	SP		✓	✓	✓		
StackStone®	33	SP	✓					
U-Cara™	34	S	✓	✓	✓		✓	✓

Finishes:

B=Brushed; C=Cobblestone; D=Dimpled; DW=Dimpled and Weathered; F=Flagstone; S=Standard; SM=Smooth; SZ=Smooth Zero Bevel; SP=Split; SP/W=Split and Weathered; T=Timeworn; W=Weathered; WS=Washed

This application chart should only be used as a guide. Site conditions, base materials, pattern, and frequency of use may vary the performance of various types and styles of products.



BOSTON
(508) 278-4536

CLEVELAND
(330) 927-4000

NEW YORK
(845) 278-6700

BUFFALO
(716) 822-6074

DETROIT
(248) 437-7037

ONTARIO
(416) 646-9000

CHICAGO
(630) 892-9191

MILWAUKEE
(262) 742-3890

UNILOCK.COM | 1-800-UNILOCK

©2018 Hengestone Holdings, Inc.