



2016 PRODUCT DATA



UNILOCK[®]
DESIGNED TO CONNECT.™

THE UNILOCK® DIFFERENCE

WHEN HELD, TOUCHED AND VIEWED SIDE BY SIDE, UNILOCK PRODUCTS LOOK AND FEEL DIFFERENT, AND SET THE STANDARD FOR QUALITY.



For over 40 years we've been committed to investing in the future of landscape design. Today, we continue to lead the industry with the best selection of quality products and support. We've made this commitment because at Unilock, we believe that the outside of your home should be as beautiful, functional and welcoming as the inside of your home. So, it's no surprise more families are choosing to work with architects, designers and craftsmen who recommend our products.

If you're planning to landscape your home, we're confident that you'll be inspired by all that Unilock has to offer.


ENDURING COLOR

Concentrated color and special wear-resistant materials

UNITED WITH

STRENGTH

Coarser foundation that gives the stone its strength



ENDURACOLOR™

EnduraColor products deliver durability through a perfect union: **long-lasting color united with permanent strength.**

The top portion of each stone is engineered with concentrated color and special wear-resistant materials. This is permanently united with the stone's base - a sturdier, coarser foundation designed for remarkable strength.

ENDURACOLOR™ PLUS ARCHITECTURAL FINISHES

EnduraColor Plus Architectural Finishes promise long-lasting beauty through a proprietary blend of exclusive and superior ingredients.

WHAT IS THE 'PLUS' IN ENDURACOLOR PLUS?

A complex blend of granite and quartz, some of nature's highest performing minerals, are combined to create ultra-realistic surface textures and unique style options that are exceptionally durable.

A NEW STANDARD FOR EVERLASTING BEAUTY.

This symbol indicates that the product facilitates the flow of water from the surface into the joints and into the ground below. Unilock's exclusive line of permeable pavement products are recognized and awarded with internationally accepted Leadership in Energy and Environmental Design (LEED) credits required by the Green Building Rating System™ to certify green building construction.



LOOK FOR THESE ADDITIONAL TECHNOLOGIES IN ENDURACOLOR PLUS ARCHITECTURAL FINISHES:

Reala™ Surface Technology

Ultra-realistic textures cast from natural stone, brick and historic cobblestones.

ColorFusion™ Technology

A proprietary technology that disperses color randomly for a natural, granite-like appearance.

EasyClean™ Stain Resistance

An integral surface protection that allows for easier cleanup of spills when they happen, and before a stain can develop.

Ultima™ Concrete Technology

For heavy traffic loads, this proprietary manufacturing process creates pavers and walls with up to four times the strength of poured concrete.

TABLE OF CONTENTS

PAGE PAVERS

2	Artline™
3	Beacon Hill Flagstone™
3	Beacon Hill Smooth NEW
4	Bristol Valley®
5	Brussels Block®
5	Brussels Fullnose™
6	Copthorne®
7	Courtstone®
7	DuraMat™
8	Eco-Line™
8	Eco-Optiloc™
9	Eco-Priora™
9	Europaver®
10	Double Holland™
10	Hollandstone™
11	Il Campo®
12	Natural Stone
15	Northshore™
15	Optiloc®
16	Porcelain
17	Promenade™ Plank Paver
17	Richcliff®
18	Richcliff XL NEW
18	Senzo™ NEW
19	Series 3000®
20	Thornbury™
21	Town Hall™
21	Turfstone™
22	Umbriano®
23	Unigranite®
23	Windermere™

RICHCLIFF® XL



SENZO™



BELMURO™ WALL



PAGE RETAINING WALLS

24	Belmuro™ Wall NEW
25	Brussels Dimensional Stone®
26	DuraHold®
27	DuraHold2®
28	Estate Wall®
29	Ledgestone™ Pillar Caps, Coping & Steps
30	Lineo™ Dimensional Stone
31	Pisa2®
32	Rivercrest® Wall and Pillar Unit
34	RomanPisa®
35	SienaStone®
36	SonomaStone®
37	StackStone®

PAGE PRODUCT & INSTALLATION INFORMATION

38	Laying Patterns
41	Unilock Elements
42	Rivercrest® Fire Pit & Sunset Fire Pits
43	Cleaners & Sealers
44	Jointing Sand
46	Accessories
47	Charts & Calculations
48	Important Notes
49	Finishes & Color Blends
50	Product Directory



ALPINE FUSION



GRANITE FUSION



STEEL GREY



SIERRA










SIERRA FUSION



SYCAMORE FUSION

OPAL
NEW FOR 2016

			
6 3/4" x 4 7/8" x 2 3/4" (16.9cm x 12.5cm x 7cm)	10 3/8" x 4 7/8" x 2 3/4" (26.25cm x 12.5cm x 7cm)	13 3/8" x 4 7/8" x 2 3/4" (33.75cm x 12.5cm x 7cm)	17 3/4" x 4 7/8" x 2 3/4" (45cm x 12.5cm x 7cm)
			
8 7/8" x 7 1/2" x 2 3/4" (22.5cm x 18.75cm x 7cm)	13 3/8" x 7 1/2" x 2 3/4" (33.75cm x 18.75cm x 7cm)	17 3/4" x 7 1/2" x 2 3/4" (45cm x 18.75cm x 7cm)	

Individual units cannot be sold separately

Random Bundle



	Unit	SqFt Per				Per Bundle		Soldier LnFt Per			Sailor LnFt per			Units Per			Lbs Per		
Stones & Bundling	Thickness	Bundle	Layer	Section	Stone	Layers	Sections	SqFt	Section	Bundle	SqFt	Section	Bundle	SqFt	Section	Bundle	Layer	Section	Bundle
Pickering Manufacturing / Series 3000 & Umbriano - Georgetown Manufacturing																			
Random Bundle		93.25	11.66			8	-	-	-	-	0.483	-	192.9	-	-	-	373	-	2,986

Notes: Product sold in full bundles only on a refundable skid. All measurements are nominal.

Important: A urethane rubber paver mat must be used to prevent scuffing.

Internal Use Only. ART ON

To create a one-of-a-kind custom look, Artline is also available in these three finishes:

IL CAMPO® FINISH



GRANITE BLEND

SERIES 3000® FINISH



BLACK GRANITE

UMBRIANO® FINISH



MIDNIGHT SKY

FLAGSTONE FINISH



ALMOND GROVE



DESERT SAND



GRANITE



SIERRA



SYCAMORE



SUNRISE
PREMIUM COLOR



OAK BROWN
NEW FOR 2016



SMOOTH FINISH NEW FOR 2016



ALMOND GROVE



DESERT SAND



GRANITE



SIERRA




SYCAMORE



SUNRISE
PREMIUM COLOR



OPAL




OAK BROWN

7" X 14" OPAL,
DARK BROWN
AND MIDNIGHT
CHARCOAL ARE
AVAILABLE IN
SMOOTH FINISH
ONLY






OPAL



DARK BROWN



MIDNIGHT CHARCOAL

			Random Bundle Individual units cannot be sold separately
LARGE RECTANGLE 21¼" x 14⅞" x 2⅝" 54cm x 36cm x 6cm	SQUARE 14⅞" x 14⅞" x 2⅝" 36cm x 36cm x 6cm	SMALL RECTANGLE 7⅞" x 14⅞" x 2⅝" 18cm x 36cm x 6cm	

Random Bundle
applies to both
Flagstone and
Smooth Finishes



SMALL RECTANGLE BUNDLE
SMOOTH FINISH ONLY
7⅞" x 14⅞" x 2⅝"
18cm x 36cm x 6cm

	Unit	SqFt Per				Per Bundle		Soldier LnFt Per			Sailor LnFt per			Units Per			Lbs Per		
Stones & Bundling	Thickness	Bundle	Layer	Section	Stone	Layers	Sections	SqFt	Section	Bundle	SqFt	Section	Bundle	SqFt	Section	Bundle	Layer	Section	Bundle
Pickering Manufacturing																			
Random Bundle		94.20	10.47			9	-	1.364	-	69.1	-	-	-	-	-	-	287	-	2,584
Large Rectangle	2⅝" (6cm)	-	-	-	2.089	-	-	1.768		21.3	-		-	0.48		18	-	-	-
Square	2⅝" (6cm)	-	-	-	1.391	-	-	1.179		31.8	-		-	0.72		27	-	-	-
Small Rectangle	2⅝" (6cm)	-	-	-	0.698	-	-	1.181		15.9	-		-	1.43		27	-	-	-
Random Bundle		73.24	10.46			7	-	1.364	-	53.7	-	-	-	-	-	-	383	-	2,680
Large Rectangle	3⅞" (8cm)	-	-	-	2.089	-	-	1.768		16.5	-		-	0.48		14	-	-	-
Square	3⅞" (8cm)	-	-	-	1.391	-	-	1.179		24.8	-		-	0.72		21	-	-	-
Small Rectangle	3⅞" (8cm)	-	-	-	0.698	-	-	1.181		12.4	-		-	1.43		21	-	-	-
7"x14"	2⅝" (6cm)	94.20	10.47		0.698	9	-	1.182	-	79.7	-	-	-	1.43	-	135	287	-	2,584
7"x14"	3⅞" (8cm)	73.24	10.46		0.698	7	-	1.181	-	62.0	-	-	-	1.43	-	105	383	-	2,680

Notes: Sold in full bundles only on a refundable skid. **Beacon Hill 6cm is not intended for vehicular applications.** Beacon Hill 8cm is approved for vehicular applications. All measurements are nominal. **Important: A urethane rubber paver mat must be used to prevent scuffing.**

Internal Use Only. BHF/BHS ON



ALPINE FUSION



GRANITE FUSION



SIERRA



SIERRA FUSION



SYCAMORE FUSION



LARGE RECTANGLE
21¼" x 14½" x 2⅜"
54cm x 36cm x 6cm



SQUARE
14½" x 14½" x 2⅜"
36cm x 36cm x 6cm



SMALL RECTANGLE
7½" x 14½" x 2⅜"
18cm x 36cm x 6cm

Random Bundle
Individual units cannot
be sold separately

Stones & Bundling	Unit	SqFt Per				Per Bundle		Soldier LnFt Per			Sailor LnFt per			Units Per			Lbs Per		
	Thickness	Bundle	Layer	Section	Stone	Layers	Sections	SqFt	Section	Bundle	SqFt	Section	Bundle	SqFt	Section	Bundle	Layer	Section	Bundle
Pickering Manufacturing																			
Random Bundle		94.20			-	-	-	-	-	69.1	-	-	-	-	-	72	-	-	2,584
Large Rectangle	2⅜" (6cm)	-	-	-	2.089	-	-	1.768		21.3	-		-	0.48		18	-	-	-
Square	2⅜" (6cm)	-	-	-	1.395	-	-	1.181		31.9	-		-	0.72		27	-	-	-
Small Rectangle	2⅜" (6cm)	-	-	-	0.698	-	-	1.181		15.9	-		-	1.43		27	-	-	-

Notes: Product sold in full bundles only on a refundable skid. All measurements are nominal. **Product is not intended for vehicular applications.**

Important: A urethane rubber paver mat must be used to prevent scuffing.

Internal Use Only. BRV ON

BRUSSELS BLOCK®



DESERT SAND



LIMESTONE



MAHOGANY



SANDSTONE



SIERRA



MIDNIGHT CHARCOAL
NEW FOR 2016

Midnight Charcoal is
only available in
Standard Stone



XL STONE
8 3/4" x 13 3/4" x 2 3/4"
20.8cm x 34.8cm
x 7cm



STANDARD STONE
6 7/8" x 8 3/4" x 2 3/4"
17.3cm x 20.8cm
x 7cm



SQUARE STONE
6 7/8" x 6 7/8" x 2 3/4"
17.3cm x 17.3cm
x 7cm



HALF STONE
4 3/4" x 6 7/8" x 2 3/4"
10.4cm x 17.3cm
x 7cm



Stones & Bundling	Unit	SqFt Per				Per Bundle		Soldier LnFt Per			Sailor LnFt per			Units Per			Lbs Per		
	Thickness	Bundle	Layer	Section	Stone	Layers	Sections	SqFt	Section	Bundle	SqFt	Section	Bundle	SqFt	Section	Bundle	Layer	Section	Bundle
Ayr Manufacturing																			
XL	2 3/4" (7cm)	95.94	11.99	31.98	0.800	8	3	1.172	27.3	81.9	0.700	-	137.0	1.25	40	120	378	1,008	3,024
Standard	2 3/4" (7cm)	95.94	11.99	19.19	0.400	8	5	0.704	27.2	136.2	0.586	-	163.8	2.50	48	240	383	613	3,064
Square	2 3/4" (7cm)	96.03	12.00	16.01	0.333	8	6	0.587	27.2	163.5	0.587	-	163.5	3.00	48	288	382	509	3,057
Half	2 3/4" (7cm)	95.94	11.99	15.99	0.200	8	6	0.586	27.3	163.8	0.352	-	272.4	5.00	80	480	372	496	2,976

Notes: All measurements are nominal.

Internal Use Only. BBK ON

BRUSSELS FULLNOSE™



DESERT SAND



LIMESTONE



MAHOGANY ASH




SANDSTONE



SIERRA



STANDARD
6" x 12" x 2 3/4"
15cm x 30cm x 7cm



Stones & Bundling	Unit	SqFt Per				Per Bundle		Soldier LnFt Per			Sailor LnFt per			Units Per			Lbs Per		
	Thickness	Bundle	Layer	Section	Stone	Layers	Sections	SqFt	Section	Bundle	SqFt	Section	Bundle	SqFt	Section	Bundle	Layer	Section	Bundle
Ayr Manufacturing																			
Standard	2 3/4" (7cm)	96.00	-	24.00	0.500	-	4	1.016	23.6	94.5	-	-	-	2.00	48	192	-	710	2,841

Notes: All measurements are nominal.

Internal Use Only. BFN ON



BURGUNDY RED



BURNT CLAY



OLD OAK



BURGUNDY RED/
BURNT CLAY/OLD
OAK
Sold Separately/
Blended on Site



PRODUCT TECHNOLOGY

Reala™ Surface Technology

Ultra-realistic textures cast from natural stone, brick and historic cobblestones.

Ultima™ Concrete Technology

This proprietary manufacturing process creates pavers and walls with up to four times the strength of poured concrete.



BASALT



STANDARD
2½" x 7⅞" x 2⅜"
6.5cm x 20cm x 6cm

Stones & Bundling	Unit	SqFt Per				Per Bundle		Soldier LnFt Per			Sailor LnFt per			Units Per			Lbs Per		
	Thickness	Bundle	Layer	Section	Stone	Layers	Sections	SqFt	Section	Bundle	SqFt	Section	Bundle	SqFt	Section	Bundle	Layer	Section	Bundle
Ayr Manufacturing																			
2.5"X8"	2⅜" (6cm)	89.20	11.15		0.149	8	-	0.708	-	126.0	0.227	-	393.7	6.73	-	600	294	-	2.349

Notes: Sold in full bundles only on a refundable skid. All measurements are nominal. **Important:** A urethane rubber paver mat must be used to prevent scuffing. Read the Polymeric Sand advisory on page 45. Contact Unilock for information.

Internal Use Only. COP ON



BASALT



BELGIAN BLUE



DAWN MIST



PEBBLE TAUPE

BASALT/
BELGIAN BLUE
Sold Separately/
Blended on SiteDAWN MIST/
PEBBLE TAUPE
Sold Separately/
Blended on Site

PRODUCT TECHNOLOGY

Reala™ Surface Technology

Ultra-realistic textures cast from natural stone, brick and historic cobblestones.

Ultima™ Concrete Technology

This proprietary manufacturing process creates pavers and walls with up to four times the strength of poured concrete.

XL RECTANGLE
5½" x 8⅝" x 2⅜"
13cm x 21.5cm x 6cmLARGE RECTANGLE
5½" x 7¼" x 2⅜"
13cm x 18.5cm x 6cmRECTANGLE
5½" x 6½" x 2⅜"
13cm x 16.5cm x 6cmSMALL RECTANGLE
5½" x 5¾" x 2⅜"
13cm x 14.5cm x 6cmSQUARE
5½" x 5½" x 2⅜"
13cm x 13cm x 6cm

Individual units cannot
be sold separately

Random Bundle

	Unit	SqFt Per				Per Bundle		Soldier LnFt Per			Sailor LnFt per			Units Per			Lbs Per		
Stones & Bundling	Thickness	Bundle	Layer	Section	Stone	Layers	Sections	SqFt	Section	Bundle	SqFt	Section	Bundle	SqFt	Section	Bundle	Layer	Section	Bundle
Pickering Manufacturing																			
Random Bundle		98.30	12.29			8	-	0.600	-	163.8	0.444	-	221.5	-	-	384	231	-	2,326
XL Rectangle	2⅝" (6cm)	-	-	-	0.301	-	-	0.705		54.6	0.427		90.3	3.32		128	-	-	-
Large Rectangle	2⅝" (6cm)	-	-	-	0.259	-	-	0.607		27.3	0.427		38.8	3.86		64	-	-	-
Rectangle	2⅝" (6cm)	-	-	-	0.231	-	-	0.541		27.3	0.427		34.6	4.33		64	-	-	-
Small Rectangle	2⅝" (6cm)	-	-	-	0.203	-	-	0.476		27.3	0.427		30.4	4.93		64	-	-	-
Square	2⅝" (6cm)	-	-	-	0.182	-	-	0.427		27.3	0.427		27.3	5.50		64	-	-	-

Notes: Sold in full bundles only on a refundable skid. All measurements are nominal. **Important:** A urethane rubber paver mat must be used to prevent scuffing. Read the Polymeric Sand advisory on page 45. Contact Unilock for information.

Internal Use Only. CRT ON

DURA-MAT™

DURA-MAT™ is available as a custom order.
Contact Unilock for more information.

STANDARD
19¾" x 19¾" x 4"
50cm x 50cm x 10cm

	Unit	SqFt Per				Per Bundle		Soldier LnFt Per			Sailor LnFt per			Units Per			Lbs Per		
Stones & Bundling	Thickness	Bundle	Layer	Section	Stone	Layers	Sections	SqFt	Section	Bundle	SqFt	Section	Bundle	SqFt	Section	Bundle	Layer	Section	Bundle
Gormley Manufacturing																			
Standard	4" (10cm)	78.4	-	-	2.8	5	-	-	-	-	-	-	-	0.357	-	28	-	-	2,240

Notes: Custom Order item. Lead time required. Sold in full bundles only on a refundable skid. All measurements are nominal. Contact Unilock for information.

Internal Use Only. DMT ON



Eco-Line is Special Order only.

				Individual units cannot be sold separately Random Bundle
14" x 3 5/16" x 4" (35.7cm x 8.4cm x 10cm)	12 1/2" x 3 5/16" x 4" (31.7cm x 8.4cm x 10cm)	11" x 3 5/16" x 4" (27.7cm x 8.4cm x 10cm)	9 3/8" x 3 5/16" x 4" (23.7cm x 8.4cm x 10cm)	
14" x 4 1/2" x 4" (35.7cm x 11.4cm x 10cm)	12 1/2" x 4 1/2" x 4" (31.7cm x 11.4cm x 10cm)	11" x 4 1/2" x 4" (27.7cm x 11.4cm x 10cm)	9 3/8" x 4 1/2" x 4" (23.7cm x 11.4cm x 10cm)	



	Unit	SqFt Per				Per Bundle		Soldier LnFt Per			Sailor LnFt per			Units Per			Lbs Per		
Stones & Bundling	Thickness	Bundle	Layer	Section	Stone	Layers	Sections	SqFt	Section	Bundle	SqFt	Section	Bundle	SqFt	Section	Bundle	Layer	Section	Bundle
Pickering Manufacturing																			
Random Bundle		66.20	11.03			6	-	-	-	-	-	-	-	-	-	-	504	-	3,027

Notes: Special Order only - multiple finish and colour options are available. Please ask your Territory Manager. All measurements are nominal.

Important: A urethane rubber paver mat must be used to prevent scuffing.

Internal Use Only. EOL ON



NATURAL



STANDARD
10 1/4" x 10 1/4" x 3 1/8"
26cm x 26cm x 8cm



	Unit	SqFt Per				Per Bundle		Soldier LnFt Per			Sailor LnFt per			Units Per			Lbs Per		
Stones & Bundling	Thickness	Bundle	Layer	Section	Stone	Layers	Sections	SqFt	Section	Bundle	SqFt	Section	Bundle	SqFt	Section	Bundle	Layer	Section	Bundle
Gormley Manufacturing																			
Standard	3 1/8" (8cm)	73.90	9.24		0.503	8	-	-	-		-	-	-	1.99	-	147	321	-	2,564

Notes: This product is optimized for mechanical installation. Product is sold in full bundles only on a refundable skid. Eco-Optiloc is available in Series 3000® and Il Campo® finishes. Custom colors are also available. Minimum quantities apply on custom orders. Contact Unilock for details.

All measurements are nominal.


Internal Use Only. EOP ON



HERITAGE BROWN



SANTA FE


LARGE SQUARE
10" x 10" x 3 1/8"
24cm x 24cm x 8cm

RECTANGLE
5" x 10" x 3 1/8"
12cm x 24cm x 8cm


	Unit	SqFt Per				Per Bundle		Soldier LnFt Per			Sailor LnFt per			Units Per			Lbs Per		
Stones & Bundling	Thickness	Bundle	Layer	Section	Stone	Layers	Sections	SqFt	Section	Bundle	SqFt	Section	Bundle	SqFt	Section	Bundle	Layer	Section	Bundle
Pickering Manufacturing																			
Large Square	3 1/8" (8cm)	65.10	9.30	-	0.620	7	-	0.787	-	82.7	-	-	-	1.61	-	105	333	-	2,329
Rectangle	3 1/8" (8cm)	74.59	10.66	-	0.304	7	-	0.773	-	96.5	-	-	-	3.29	-	245	381	-	2,669

Notes: Sold in full bundles only on a refundable skid. Eco-Priora is also available in Series 3000® and Umbriano® finishes. Minimum quantities apply on custom orders. Contact Unilock for details. All measurements are nominal. **Important: A urethane rubber paver mat must be used to prevent scuffing.** Specially designed aggregates must be used for the joints. [Read the Polymeric Sand advisory on page 45.](#) Contact Unilock for information.

Internal Use Only. EPA ON


EUROPAVER®



BURNT OAK




COFFEE CREEK



DARK CHARCOAL



GRANITE BLEND


12" x 12" x 2 3/4"
30cm x 30cm x 7cm

6" x 12" x 2 3/4"
15cm x 30cm x 7cm

6" x 6" x 2 3/4"
15cm x 15cm x 7cm


	Unit	SqFt Per				Per Bundle		Soldier LnFt Per			Sailor LnFt per			Units Per			Lbs Per		
Stones & Bundling	Thickness	Bundle	Layer	Section	Stone	Layers	Sections	SqFt	Section	Bundle	SqFt	Section	Bundle	SqFt	Section	Bundle	Layer	Section	Bundle
Pickering Manufacturing																			
12"X12"	2¼" (7cm)	93.04		23.26	0.969	-	4	0.985	23.6	94.5	0.985	-	94.5	1.03	24	96	-	745	2,980
6"X12"	2¼" (7cm)	93.04		23.26	0.485	-	4	0.985	23.6	94.5	0.492	-	189.0	2.06	48	192	-	745	2,980
6"X6"	2¼" (7cm)	93.04		11.63	0.242	-	8	0.492	23.6	189.0	0.492	-	189.0	4.13	48	384	-	372	2,980

Notes: All measurements are nominal.

Internal Use Only. EUP ON

HOLLANDSTONE™/ DOUBLE HOLLAND™



SIERRA



DARK CHARCOAL**



GRANITE**



NATURAL**




RUSTIC RED



TERRA COTTA**



HOLLANDSTONE
4" x 8" x 2 3/8"
10cm x 20cm x 6cm



DOUBLE HOLLAND
8" x 8" x 2 3/8"
20cm x 20cm x 6cm



Stones & Bundling	Unit	SqFt Per				Per Bundle		Soldier LnFt Per			Sailor LnFt per			Units Per			Lbs Per		
	Thickness	Bundle	Layer	Section	Stone	Layers	Sections	SqFt	Section	Bundle	SqFt	Section	Bundle	SqFt	Section	Bundle	Layer	Section	Bundle
Ayr Manufacturing																			
Hollandstone	2 3/8" (6cm)	109.26		21.85	0.219	-	5	0.666	32.8	164.0	0.333	-	328.1	4.58	100	500		600	2,999
	3 1/8" (8cm)	87.41		17.48	0.219	-	5	0.666	26.2	131.2	0.333	-	262.5	4.58	80	400		640	3,199
Double Holland	2 3/8" (6cm)	108.72		21.74	0.435	-	5	0.663	32.8	164.0	0.663	-	164.0	2.30	50	250		597	2,984
	3 1/8" (8cm)	86.98		17.40	0.435	-	5	0.663	26.2	131.2	0.663	-	131.2	2.30	40	200		637	3,183

Notes: Hollandstone is available in all listed colors. Double Holland is available in marked colors (**). Hollandstone and Double Holland are dimensionally compatible. All measurements are nominal. *8cm product is special order. Call ahead for available quantities.

Internal Use Only. HOL ON



COFFEE CREEK



GRANITE BLEND



HERITAGE BROWN



SANTA FE



DARK CHARCOAL*


12" x 12" x 2 3/4"
30cm x 30cm
x 7cm

4" x 12" x 2 3/4"
10cm x 30cm
x 7cm

6" x 8" x 2 3/4"
15cm x 20cm x 7cm
ALSO AVAILABLE IN
DARK CHARCOAL

4" x 8" x 2 3/4" & 3 1/8"
10cm x 20cm x 7cm & 8cm
AVAILABLE ONLY IN
DARK CHARCOAL

6" x 8" x 2 3/4"
15cm x 20cm
x 7cm

6" x 6" x 2 3/4"
15cm x 15cm
x 7cm

4" x 6" x 2 3/4"
10cm x 15cm
x 7cm

Random Bundle
Individual units cannot
be sold separately

	Unit	SqFt Per				Per Bundle		Soldier LnFt Per			Sailor LnFt per			Units Per			Lbs Per		
Stones & Bundling	Thickness	Bundle	Layer	Section	Stone	Layers	Sections	SqFt	Section	Bundle	SqFt	Section	Bundle	SqFt	Section	Bundle	Layer	Section	Bundle
Pickering Manufacturing																			
12" x 12"	2¾" (7cm)	93.04	11.63		0.969	8	-	0.985	-	94.5	0.985	-	94.5	1.03	-	96	393	-	3,140
4" x 12"	2¾" (7cm)	93.04	11.63		0.323	8	-	0.985	-	94.5	0.328	-	283.5	3.10	-	288	393	-	3,140
6" x 8"	2¾" (7cm)	93.04	11.63		0.323	8	-	0.656	-	141.7	0.492	-	189.0	3.10	-	288	392	-	3,140
4" x 8"	2¾" (7cm)	94.60	11.82		0.219	8	-	0.667	-	141.8	0.334	-	283.6	4.57	-	432	377	-	3,021
4" x 8"	3⅛" (8cm)	82.70	11.82		0.219	7	-	0.667	-	124.0	0.333	-	248.0	4.57	-	378	432	-	3,026
Random Bundle		89.12	11.14			8	-	0.576	-	154.9	0.465	-	191.6	-	-	-	376	-	3,008
6" x 8"	2¾" (7cm)	-	-	-	0.323	-	-	0.656		78.7	0.492		105.0	3.10		160	-	-	-
6" x 6"	2¾" (7cm)	-	-	-	0.242	-	-	0.492		55.1	0.492		55.1	4.13		112	-	-	-
4" x 6"	2¾" (7cm)	-	-	-	0.161	-	-	0.492		21.0	0.328		31.5	6.19		64	-	-	-

Notes: *Dark Charcoal is only available in 6" x 8" and 4" x 8". Il Campo® is sold in full bundles only on a refundable skid. All measurements are nominal.

Important: A urethane rubber mat must be used to prevent scuffing. Read the Polymeric Sand advisory on page 45. Contact Unilock for information.

Internal Use Only. ILC ON

NATURAL STONE

SANDSTONE



AUTUMN HARVEST



GREYFIELD



INDIAN COAST



NIAGARA VALLEY



PRAIRIE ROSE



SILVER BIRCH



STONE CLIFF GREY

Natural Edge Coping
Steps and Fullnose
Coping are available in
all of these Sandstone
Colors, and in
Limestone Black River.

LIMESTONE



BLACK RIVER




HEARTHSTONE




MIDNIGHT SHADOW




WINTER MIST




12" x 24" x 7/8"
30cm x 60cm
x 2.2cm



18" x 24" x 7/8"
45cm x 60cm
x 2.2cm



24" x 24" x 7/8"
60cm x 60cm
x 2.2cm



24" x 36" x 7/8"
60cm x 90cm
x 2.2cm


NATURAL EDGE COPING

AVAILABLE ONLY IN LIMESTONE
BLACK RIVER ONLY AND ALL
SANDSTONE COLORS



NATURAL EDGE STEP

AVAILABLE ONLY IN LIMESTONE
BLACK RIVER ONLY AND ALL
SANDSTONE COLORS



FULLNOSE COPING

AVAILABLE ONLY IN LIMESTONE
BLACK RIVER ONLY AND ALL
SANDSTONE COLORS



Please see charts
below and on the
next page for sizes
available for the
Natural Edge Coping
and Edge Step, and
Fullnose Coping.

PILLAR CAP

AVAILABLE ONLY IN ALL
LIMESTONE AND ALL
SANDSTONE COLORS,
EXCEPT RENAISSANCE GOLD



24" x 24 x 2.5"
60 cm x 60cm x 6.4cm



Sandstone and Limestone Slab Data

Stones & Bundling	Unit Thickness	SqFt/ Crate	SqFt/ Stone	Units/ SqFt	Units/ Crates	Lbs/ Unit	Lbs/ Crate
12" x 24"	0.87" (2.2cm)	180	2	0.5161	90	23.13	2149
18" x 24"	0.87" (2.2cm)	186	3	0.3441	62	34.71	2,152
24" x 24"	0.87" (2.2cm)	160	4	0.2581	40	46.28	1,851
24" x 36"	0.87" (2.2cm)	180	6	0.1720	30	69.40	2,082

Natural Edge Coping Data

Stones & Bundling	Unit Thickness	Face Ft/ Crate	Linear Ft/ Crate	Linear Ft/ Unit	Units/ Crates	Lbs/ Unit	Lbs/ Crate
12" x 48"	2" (5cm)	-	80	4	20	105.82	2,116
12" x 72"	2" (5cm)	-	72	6	12	158.73	1,905
16" x 48"	2" (5cm)	-	64	4	16	141.09	2,258
16" x 72"	2" (5cm)	-	60	6	10	209.44	2,094

NATURAL STONE cont'd

Steps Data

Stones & Bundling	Unit Thickness	Face Ft/ Crate	Linear Ft/ Crate	Linear Ft/ Unit	Units/ Crates	Lbs/ Unit	Lbs/ Crate
16" x 48"	6" (152cm)	32	24	4	6	421.08	2,526
16" x 72"	6" (15cm)	32	24	6	4	628.31	2,513

Fullnose Coping Data

Stones & Bundling	Unit Thickness	Face Ft/ Crate	Linear Ft/ Crate	Linear Ft/ Unit	Units/ Crates	Lbs/ Unit	Lbs/ Crate
12" x 48"	2" (5cm)	-	80	4	20	105.82	2,116
12" x 72"	2" (5cm)	-	72	6	12	158.73	1,905

Pillar Cap Data

Stones & Bundling	Unit Thickness	Face Ft/ Crate	Linear Ft/ Crate	Linear Ft/ Unit	Units/ Crates	Lbs/ Unit	Lbs/ Crate
24" x 24"	2.5" (6.5cm)	-	-	-	14	136.6	1,913.61

LIMESTONE



RENAISSANCE GOLD

Renaissance Gold Data

Stones & Bundling	Unit Thickness	SqFt/ Crate	SqFt/ Stone	Units/ SqFt	Units/ Crates	Lbs/ Unit	Lbs/ Crate
11" x 22"	0.87" (2.2cm)	151	1.7	0.5950	90	20.07	1,806
16.5" x 22"	0.87" (2.2cm)	156	2.5	0.3967	62	30.10	1,866
22" x 22"	0.87" (2.2cm)	134	3.4	0.2975	40	40.06	1,602
22" x 33"	0.87" (2.2cm)	151	5.0	0.1983	30	60.20	1,806

GRANITE



BLACK OYSTER
(Flamed)



CASTLE
GREY
(Flamed)



GALAXY FROST
(Flamed)




POLAR
WHITE
(Fine-Picked)



TUNGSTEN GREY
(Fine-Picked)




SABLE
BLACK
(Fine-Picked)




12" x 12" x 1"
30cm x 30cm x 2.5cm




12" x 24" x 1"
30cm x 60cm x 2.5cm



24" x 24" x 1"
60cm x 60cm x 2.5cm



12" x 24" x 2"
60cm x 60cm x 5cm



24" x 24" x 2"
60cm x 60cm x 5cm



12" x 36" x 2"
30cm x 90cm x 5cm



18" x 36" x 2"
45cm x 90cm x 5cm

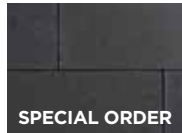
Notes: All dimensions are nominal. Product is not sectionable. Sold on non-refundable skid.

NATURAL STONE cont'd

Granite Slab Data (30mm)

Stones & Bundling	Unit Thickness	SqFt/ Crate	SqFt/ Stone	Units/ SqFt	Units/ Crates	Lbs/ Unit	Lbs/ Crate
Random	1" (2.5cm)	200	-	-	93	-	2,709
12" x 12"	1" (2.5cm)	100	1	1	100	13.77	1,336
12" x 24"	1" (2.5cm) / 2" (5cm)	200 / 80	2 / 4	0.5 / 0.25	100 / 20	13.91 / 50	2,700 / 2,204
24" x 24"	1" (2.5cm) / 2" (5cm)	200 / 108	4 / 3	0.25 / 0.33	50 / 36	14.07 / 38.89	2,730 / 3,086
12" x 36"	2" (5cm)	108	3	0.33	36	38.89	3,086
18" x 36"	2" (5cm)	90	4.50	0.22	20	60	2,646

LAVASTONE



GRAPHITE




MOLTEN GREY

Lavastone Slab Data (30mm)

Stones & Bundling	Unit Thickness	SqFt/ Crate	SqFt/ Stone	Units/ SqFt	Units/ Crates	Lbs/ Unit	Lbs/ Crate
Graphite - 24" x 24" x 1 1/8"	1 1/8" (2.9cm)	152	4.0	0.25	38	26.32	2,204.6
Graphite - 12" x 36" x 1 1/8"	1 1/8" (2.9cm)	150	3	0.33	50	20.00	2,204.6
Molten Grey - 16" x 16-24" x 1 1/8"	1 1/8" (2.9cm)	140	varies	varies	varies	varies	2,204.6
Molten Grey - 12" x 12-20" x 1 1/8"	1 1/8" (2.9cm)	140	varies	varies	varies	varies	2,204.6

QUARTZITE



MICA GREY -
SLAB



MICA GREY
LINEAR 'A'




MICA GREY
LINEAR 'B'


Quartzite Slab Data (29mm / 66mm / 117mm)

Stones & Bundling	Unit Thickness	SqFt/ Crate	SqFt/ Stone	Units/ SqFt	Units/ Crates	Lbs/ Unit	Lbs/ Crate
Mica Grey Slab - 16" x 16-32" x 1 1/8"	1 1/8" (2.9cm)	162	varies	varies	varies	varies	2,480.2
Mica Grey Linear 'A' - 2 3/8-3 3/8" x 16-24" x 2 1/2"	2 1/2" (6.6cm)	86	varies	varies	varies	varies	2,480.2
Mica Grey Linear 'B' - 4-4 3/4" x 16-51" x 4 1/2"	4 1/2" (11.7cm)	54	varies	varies	varies	varies	2,480.2


LIMESTONE PREMIXES



LEGATO PREMIX A



LEGATO PREMIX B



LEGATO PREMIX C

Legato Data (50.8mm / 63.5mm)

Stones & Bundling	Unit Thickness	SqFt/ Crate	SqFt/ Stone	Units/ SqFt	Units/ Crates	Lbs/ Unit	Lbs/ Crate
5" x 24"	2" (50.8cm)	81	1.33	0.75	60	37.86	2,272
5" x 24"	2.5" (63.5cm)	74	1.33	0.75	55	47.3	1,603

Notes: All dimensions are nominal. Product is not sectionable. Sold on non-refundable skid.



ALMOND GROVE




GRANITE BLEND




JAVA



VALLEY GREY



SQUARE
14¾" x 14¾" x 3⅝"
37.5cm x 37.5cm x 8cm



LARGE RECTANGLE
9⅞" x 14¾" x 3⅝"
25cm x 37.5cm x 8cm



SMALL RECTANGLE
5" x 9⅞" x 3⅝"
12.5cm x 25cm x 8cm



Stones & Bundling	Unit	SqFt Per				Per Bundle		Soldier LnFt Per			Sailor LnFt per			Units Per			Lbs Per		
	Thickness	Bundle	Layer	Section	Stone	Layers	Sections	SqFt	Section	Bundle	SqFt	Section	Bundle	SqFt	Section	Bundle	Layer	Section	Bundle
Pickering Manufacturing																			
Square	3⅝" (8cm)	63.91		21.30	1.522	-	3	1.237	17.2	51.7	-	-	-	0.66	14	42		798	2,395
Large Rectangle	3⅝" (8cm)	56.89		14.22	1.016	-	4	1.239	11.5	45.9	-	-	-	0.98	14	56		533	2,131
Small Rectangle	3⅝" (8cm)	64.34		7.15	0.340	-	9	0.830	8.6	77.5	-	-	-	2.94	21	189		268	2,411

Notes: All measurements are nominal. **Important:** A urethane rubber paver mat must be used to prevent scuffing.

Internal Use Only. NSH ON

OPTILOC®



NATURAL



STANDARD
10¼" x 10¼" x 3⅝"
26cm x 26cm x 8cm



Stones & Bundling	Unit	SqFt Per				Per Bundle		Soldier LnFt Per			Sailor LnFt per			Units Per			Lbs Per		
	Thickness	Bundle	Layer	Section	Stone	Layers	Sections	SqFt	Section	Bundle	SqFt	Section	Bundle	SqFt	Section	Bundle	Layer	Section	Bundle
Gormley Manufacturing																			
Standard	3⅝" (8cm)	93.14	11.64		0.739	8	-	-	-		-	-	-	1.35	-	126	426	-	3,409

Notes: This product is optimized for mechanical installation. Sold in full bundles only on a refundable skid. 126 units per bundle is made up of 119 whole units, 7½ units and 7½ units. Minimum quantities may apply. All measurements are nominal.

Internal Use Only. OPT ON

PORCELAIN



TRAVSTONE BEIGE



TRAVSTONE NOCE



GOTHAM NERO



GOTHAM BEIGE



GOTHAM GREY



EPOKAL BEIGE
SCURO*



EPOKAL GREY*



EPOKAL BEIGE*




DAVINCI DRIFTWOOD



DAVINCI BIRCH




BEOLA BIANCA




GOLDEN STONE



GRAUSTEIN



24" x 24" x 3/4"
60cm x 60cm x 2cm



16" x 32" x 3/4"
60cm x 60cm x 2cm
* EPOKAL ONLY

Stones & Bundling	Unit Thickness	SqFt/ Unit	SqFt/ Box	Boxes/ Pallet	Units/ Box	SqFt/ Pallet	Lbs/ SqFt	Units/ Pallet	Lbs/ Box	Lbs/ Pallet
DelConca USA										
24" x 24" (60cm x 60cm):										
Travestone Beige & Noce	.75" (2cm)	3.875	-	-	-	255.75	9.23	66	-	2,360
Gotham Beige, Grey & Nero	.75" (2cm)	3.875	-	-	-	255.75	9.23	66	-	2,360
DelConca Italy										
16" x 32" (40cm x 60cm):										
Epokal Beige Scuro, Grey & Beige	.75" (2cm)	3.445	6.89	24	2	165.36	9.04	48	62.3	1,541
24" x 24" (60cm x 60cm):										
DaVinci Birch & Driftwood	.75" (2cm)	3.875	7.75	32	2	248	9.04	64	70.1	2,292.77
Caesar										
24" x 24" (60cm x 60cm):										
Beola Bianca, Golden Stone & Graustein	.75" (2cm)	3.875	7.75	30	2	232.5	9	60	72.6	2,178

Notes: Refer to metric measurements; all imperial measurements are nominal. **Product is sold in full boxes only. For pedestal applications, please contact your Unilock Territory Manager.**

PROMENADE™ PLANK PAVER

ENDURACOLOR



OPAL



STEEL GREY



GRANITE BLEND
IL CAMPO® FINISH



BLACK GRANITE
SERIES 3000® FINISH

ENDURACOLOR
PLUS ARCHITECTURAL FINISHES



8" x 24" x 4"
(20cm x 60cm x 10cm)



4" x 16" x 4"
(10cm x 40cm x 10cm)



4" x 12" x 4"
(10cm x 30cm x 10cm)



	Unit	SqFt Per				Per Bundle		Soldier LnFt Per			Sailor LnFt per			Units Per			Lbs Per		
Stones & Bundling	Thickness	Bundle	Layer	Section	Stone	Layers	Sections	SqFt	Section	Bundle	SqFt	Section	Bundle	SqFt	Section	Bundle	Layer	Section	Bundle
Series 3000 Finish - Georgetown Manufacturing/All other colors/finishes - Pickering Manufacturing																			
8" x 24"	4" (10cm)	51.67			1.292	-	-	-	-		-	-	-	0.77	-	40	-	-	2,391
4" x 16"	4" (10cm)	51.67			0.431	-	-	-	-		-	-	-	2.32	-	120	-	-	2,440
4" x 12"	4" (10cm)	58.13			0.363	-	-	-	-		-	-	-	2.75	-	180	-	-	2,659

Notes: Sold in full bundles only on a refundable skid. **Important:** A urethane rubber paver mat must be used to prevent scuffing. Read the Polymeric Sand advisory on page 45. See your Unilock Sales Representative for choices of colors and finishes to complement your design requirements. All measurements are nominal.

Internal Use Only. PMD ON

RICHCLIFF®

ENDURACOLOR
PLUS ARCHITECTURAL FINISHES



DAWN MIST



PEBBLE TAUPE



DAWN MIST/PEBBLE
TAUPE
Sold Separately/
Blended on Site

PRODUCT TECHNOLOGY

Reala™ Surface Technology


Ultra-realistic textures cast from natural stone, brick and historic cobblestones.

Ultima™ Concrete Technology


This proprietary manufacturing process creates pavers and walls with up to four times the strength of poured concrete.



LARGE RECTANGLE
12" x 9" x 2 3/8"
30cm x 22.6cm x 6cm



SQUARE
9" x 9" x 2 3/8"
22.6cm x 22.6cm x 6cm



SMALL RECTANGLE
6" x 9" x 2 3/8"
15cm x 22.6cm x 6cm

Random Bundle
Individual units cannot
be sold separately



	Unit	SqFt Per				Per Bundle		Soldier LnFt Per			Sailor LnFt per			Units Per			Lbs Per		
Stones & Bundling	Thickness	Bundle	Layer	Section	Stone	Layers	Sections	SqFt	Section	Bundle	SqFt	Section	Bundle	SqFt	Section	Bundle	Layer	Section	Bundle
Ayr Manufacturing																			
Random Bundle		90.30	11.29		0.564	8	-	-	-	-	0.673	-	134.2	1.77	-	160	309	-	2,472
Large Rectangle	2⅜" (6cm)	-	-	-	0.730	-	-	-	-	-	0.741		63.0	1.37		64	-	-	-
Square	2⅜" (6cm)	-	-	-	0.550	-	-	-	-	-	0.741		23.7	1.82		32	-	-	-
Small Rectangle	2⅜" (6cm)	-	-	-	0.365	-	-	-	-	-	0.492		47.5	2.74		64	-	-	-

Notes: Sold as full bundles only on a refundable skid. All measurements are nominal. **Important:** A urethane rubber paver mat must be used to prevent scuffing. Read the Polymeric Sand advisory on page 45. Contact Unilock for information.

Internal Use Only. RIC ON



DAWN MIST



PEBBLE TAUPE



SAVANNAH



SMOKE SHALE



12" x 36" x 2¾"
(30cm x 90cm x 7cm)



18" x 36" x 2¾"
(45cm x 90cm x 7cm)




18" x 36" x 4"
(10cm x 30cm x 10cm)
SPECIAL ORDER
Approved for vehicular
applications




	Unit	SqFt Per				Per Bundle		Soldier LnFt Per			Sailor LnFt per			Units Per			Lbs Per		
Stones & Bundling	Thickness	Bundle	Layer	Section	Stone	Layers	Sections	SqFt	Section	Bundle	SqFt	Section	Bundle	SqFt	Section	Bundle	Layer	Section	Bundle
Georgetown Manufacturing																			
12" x 36"	2¾" (7cm)	69.75	8.72		2.906	8	-	-	-		-	-	-	0.34	-	24	290	-	2,319
18" x 36"	2¾" (7cm)	69.75	8.72		4.359	8	-	-	-		-	-	-	0.23	-	16	290	-	2,319
18" x 36"	4" (10cm)	43.59	8.72		4.359	5	-	-	-		-	-	-	0.23	-	10	414	-	2,071

Notes: **Sold as full bundles only** on a refundable skid. All measurements are nominal. 18" x 36" (4"/10cm thickness) can be used for vehicular applications. **Important:** A urethane rubber paver mat must be used to prevent scuffing. Read the Polymeric Sand advisory and review Polymeric Sand and Sealer Usage chart on page 45. Contact Unilock for information.

Internal Use Only. RCX ON



CASTANO



CREMA



NUVOLA

PRODUCT TECHNOLOGY

EasyClean™ Stain Resistance

An integral surface protection that allows for easier cleanup of spills when they happen, and before a stain can develop.



LARGE SQUARE
16" x 16" x 2¾"
41.6cm x 41.6cm x 7cm



RECTANGLE
8" x 16" x 2¾"
20.8cm x 41.6cm x 7cm



SQUARE
8" x 8" x 2¾"
20.8cm x 20.8cm x 7cm



Stones & Bundling	Unit	SqFt Per				Per Bundle		Soldier LnFt Per			Sailor LnFt per			Units Per			Lbs Per		
	Thickness	Bundle	Layer	Section	Stone	Layers	Sections	SqFt	Section	Bundle	SqFt	Section	Bundle	SqFt	Section	Bundle	Layer	Section	Bundle
Georgetown Manufacturing																			
16"x16"	2¾" (7cm)	82.67	10.33		1.722	8	-	-	-		-	-	-	0.58	-	48	331	-	2,647
8"x16"	2¾" (7cm)	82.67	10.33		0.861	8	-	-	-		-	-	-	1.16	-	96	331	-	2,647
8"x8"	2¾" (7cm)	82.67	10.33		0.431	8	-	-	-		-	-	-	2.32	-	192	331	-	2,647

Notes: **Sold as full bundles only** on a refundable skid. All measurements are nominal. **Important:** A urethane rubber paver mat must be used to prevent scuffing. Read the Polymeric Sand advisory on page 45.

Internal Use Only. SZO ON



BLACK GRANITE




CRYSTAL ROSE




ICE GREY



MOUNTAIN MIST



12" x 12" x 2 3/4"
30cm x 30cm x 7cm



6" x 12" x 2 3/4"
15cm x 30cm x 7cm



6" x 6" x 2 3/4"
15cm x 15cm x 7cm



4" x 8" x 2 3/4" & 3 1/8"
10cm x 20cm x 7cm & 8cm
Available in Black Granite
only.

	Unit	SqFt Per				Per Bundle		Soldier LnFt Per			Sailor LnFt per			Units Per			Lbs Per		
Stones & Bundling	Thickness	Bundle	Layer	Section	Stone	Layers	Sections	SqFt	Section	Bundle	SqFt	Section	Bundle	SqFt	Section	Bundle	Layer	Section	Bundle
Georgetown Manufacturing																			
12" x 12"	2¾" (7cm)	93.04		23.26	0.969	-	4	0.985	23.6	94.5	0.985	-	94.5	1.03	24	96		785	3,140
6" x 12"	2¾" (7cm)	93.04		23.26	0.485	-	4	0.985	23.6	94.5	0.492	-	189.0	2.06	48	192		785	3,140
6" x 6"	2¾" (7cm)	93.00		11.63	0.242	-	8	0.492	23.6	188.9	0.492	-	188.9	4.13	48	384		380	3,038
4" x 8" (2¾")	2¾" (7cm)	94.56		15.76	0.219	-	6	0.667	23.6	141.7	0.334	-	283.3	4.57	72	432		503	3,019
4" x 8" (3⅛")	3⅛" (8cm)	82.70		13.78	0.219	-	6	0.667	20.7	124.0	0.333	-	248.0	4.57	63	378		504	3,026

Notes: Custom colors and finishes available. Minimum quantities apply. See terms and conditions of sale. All measurements are nominal.

Important: A urethane rubber paver mat must be used to prevent scuffing. Read the Polymeric Sand advisory on page 45. Contact Unilock for information.

Internal Use Only. S3K ON



ALMOND GROVE



DESERT SAND



GRANITE



MAHOGANY



NEVADA




SIERRA



OAK BROWN
NEW FOR 2016



LARGE RECTANGLE
13¾" x 16½" x 2¾"
(35cm x 42cm x 7cm)



MEDIUM RECTANGLE
13¾" x 8¾" x 2¾"
(35cm x 21cm x 7cm)



SMALL RECTANGLE
6⅞" x 8¾" x 2¾"
(17.3cm x 21cm x 7cm)

Random Bundle
Individual units cannot
be sold separately



MEDIUM RECTANGLE
13¾" x 8¾" x 2¾"
(35cm x 21cm x 7cm)



Stones & Bundling	Unit	SqFt Per				Per Bundle		Soldier LnFt Per			Sailor LnFt per			Units Per			Lbs Per		
	Thickness	Bundle	Layer	Section	Stone	Layers	Sections	SqFt	Section	Bundle	SqFt	Section	Bundle	SqFt	Section	Bundle	Layer	Section	Bundle
Pickering Manufacturing																			
Random Bundle	2¾" (7cm)	88.61	11.08	-	-	8	-	1.151	-	77.0	0.861	-	102.9	-	-	-	355	-	2,838
Large Rectangle	2¾" (7cm)	-	-	-	1.582	-	-	1.378	-	36.7	1.148	-	44.1	0.63	-	32	-	-	-
Medium Rectangle	2¾" (7cm)	-	-	-	0.791	-	-	1.148	-	22.0	0.689	-	36.7	1.26	-	32	-	-	-
Small Rectangle	2¾" (7cm)	-	-	-	0.391	-	-	0.689	-	18.2	0.568	-	22.0	2.56	-	32	-	-	-
Medium Rectangle	2¾" (7cm)	75.95	9.49	-	0.791	8	-	1.148	-	66.1	0.689	-	110.2	1.26	-	96	304	-	2,431

Notes: Available in permeable design / packaging by special order. Sold in full bundles only on refundable skids. **Important:** A urethane rubber paver mat must be used to prevent scuffing. Read the Polymeric Sand advisory on page 45. Contact Unilock for information. All measurements are nominal.

Internal Use Only. THB ON



BURGUNDY RED



BURNT CLAY



OLD OAK


3 COLOR BLEND
Blended on Site


BASALT



HERITAGE RED



HERITAGE CLAY


HERITAGE 2 COLOR BLEND
Blended on Site

STANDARD
4" x 9¾" x 2¾"
10cm x 25cm x 7cm

PRODUCT TECHNOLOGY

Reala™ Surface Technology

Ultra-realistic textures cast from natural stone, brick and historic cobblestones.

Ultima™ Concrete Technology

This proprietary manufacturing process creates pavers and walls with up to four times the strength of poured concrete.



Stones & Bundling	Unit	SqFt Per				Per Bundle		Soldier LnFt Per			Sailor LnFt per			Units Per			Lbs Per		
	Thickness	Bundle	Layer	Section	Stone	Layers	Sections	SqFt	Section	Bundle	SqFt	Section	Bundle	SqFt	Section	Bundle	Layer	Section	Bundle
Ayr Manufacturing																			
Standard	2¾" (7cm)	88.41	11.05		0.276	8	-	0.818	-	108.1	0.337	-	262.5	3.62	-	320	361	-	2,888

Notes: Sold in full bundles only on a refundable skid. All measurements are nominal. **Important:** A urethane rubber paver mat must be used to prevent scuffing. Read the Polymeric Sand advisory on page 45. Contact Unilock for information.

Internal Use Only. TWH ON



NATURAL


STANDARD
16" x 24" x 3⅛"
40cm x 60cm x 8cm


Stones & Bundling	Unit	SqFt Per				Per Bundle		Soldier LnFt Per			Sailor LnFt per			Units Per			Lbs Per		
	Thickness	Bundle	Layer	Section	Stone	Layers	Sections	SqFt	Section	Bundle	SqFt	Section	Bundle	SqFt	Section	Bundle	Layer	Section	Bundle
Gormley Manufacturing																			
Standard	3⅛" (8cm)	60.00	15.00		2.500	4	-	-	-		-	-	-	0.40	-	24	375	-	1,499

Notes: **Special Order item.** Lead time required. Sold in full bundles only on a refundable skid. All measurements are nominal. Contact your territory manager for lead time.

Internal Use Only. TFS ON



AUTUMN SUNSET



MIDNIGHT SKY



WINTER MARVEL



SUMMER WHEAT



24" x 24" x 2¾"
60cm x 60cm x 7cm



12" x 24" x 2¾"
30cm x 60cm x 7cm



16" x 16" x 2¾"
40cm x 40cm x 7cm



8" x 16" x 2¾"
20cm x 40cm x 7cm



8" x 8" x 2¾"
20cm x 20cm x 7cm



LARGE RECTANGLE
21" x 14" x 2⅝"
52.5cm x 35cm x 6cm



SQUARE
14" x 14" x 2⅝"
35cm x 35cm x 6cm



SMALL RECTANGLE
7" x 14" x 2⅝"
17.5cm x 35cm x 6cm

Random Bundle
Individual units cannot
be sold separately

PRODUCT TECHNOLOGY

EasyClean™ Stain Resistance

An integral surface protection that allows for easier cleanup of spills when they happen, and before a stain can develop.

ColorFusion™


A proprietary technology that disperses color randomly for a natural, granite-like appearance.

	Unit	SqFt Per				Per Bundle		Soldier LnFt Per			Sailor LnFt per			Units Per			Lbs Per		
Stones & Bundling	Thickness	Bundle	Layer	Section	Stone	Layers	Sections	SqFt	Section	Bundle	SqFt	Section	Bundle	SqFt	Section	Bundle	Layer	Section	Bundle
Georgetown Manufacturing																			
24" x 24"	2¾" (7cm)	62.00	7.75		3.875	8	-	1.969	-	31.5	1.969	-	31.5	0.26	-	16	258	-	2,062
12" x 24"	2¾" (7cm)	93.00	11.63		1.938	8	-	1.969	-	47.2	0.984	-	94.5	0.52	-	48	393	-	3,142
16 x 16"	2¾" (7cm)	82.67	10.33		1.722	8	-	1.312	-	63.0	1.312	-	63.0	0.58	-	48	350	-	2,797
8" x 16"	2¾" (7cm)	82.67	10.33		0.861	8	-	1.312	-	63.0	0.656	-	126.0	1.16	-	96	343	-	2,746
8" x 8"	2¾" (7cm)	82.67	10.33		0.431	8	-	0.656	-	126.0	0.656	-	126.0	2.32	-	192	331	-	2,647
Random Bundle:		94.20	10.47			9	-	1.364	-	69.1	-	-	-	-	-	-	287	-	2,584
Large Rectangle	2⅝" (6cm)	-	-	-	2.089	-	-	1.768		21.3	-		-	0.48		18	-	-	-
Square	2⅝" (6cm)	-	-	-	1.391	-	-	1.179		31.8	-		-	0.72		27	-	-	-
Small Rectangle	2⅝" (6cm)	-	-	-	0.698	-	-	1.181		15.9	-		-	1.43		27	-	-	-

Notes: 24" x 24" and 12" x 24" product are not intended for vehicular applications. All measurements are nominal. **Sold in full bundles only** on a refundable skid. **Important:** A urethane rubber paver mat must be used to prevent scuffing. Read the Polymeric Sand advisory on page 45. Contact Unilock for information.

Internal Use Only. UMB ON

UNIGRANITE®



DARK CHARCOAL



SMALL SQUARE
4" x 4" x 2¾"
10cm x 10cm x 7cm



Stones & Bundling	Unit	SqFt Per				Per Bundle		Soldier LnFt Per			Sailor LnFt per			Units Per			Lbs Per		
	Thickness	Bundle	Layer	Section	Stone	Layers	Sections	SqFt	Section	Bundle	SqFt	Section	Bundle	SqFt	Section	Bundle	Layer	Section	Bundle
Gormley Manufacturing																			
Small Square	2¾" (7cm)	110.70		13.84	0.110	-	8	0.335	41.3	330.7	0.335	-	330.7	9.11	126	1,008		443	3,545

Notes: *After splitting. Dimensions may vary up to ¼" due to the unique manufacturing method. Instead of a split finish, Unigranite® can be cut and sealed to provide a Terrazzo-like finish. [Read the Polymeric Sand advisory on page 45.](#) All measurements are nominal.

Internal Use Only. UGT ON

WINDERMERE™



CLIFFSIDE GREY



IRISH COAST



MAHOGANY



SANDY BEACH



			Random Bundle individual units cannot be sold separately
LARGE RECTANGLE 21" x 14" x 2¾" 54cm x 36cm x 7cm	SQUARE 14" x 14" x 2¾" 36cm x 36cm x 7cm	SMALL RECTANGLE 7" x 14" x 2¾" 18cm x 36cm x 7cm	

Stones & Bundling	Unit	SqFt Per				Per Bundle		Soldier LnFt Per			Sailor LnFt per			Units Per			Lbs Per		
	Thickness	Bundle	Layer	Section	Stone	Layers	Sections	SqFt	Section	Bundle	SqFt	Section	Bundle	SqFt	Section	Bundle	Layer	Section	Bundle
Ayr Manufacturing																			
Random Bundle		96.90	12.11			8	-	1.367	-	70.9	0.977	-	99.2	-	-	-	388	-	3,103
Large Rectangle	2¾" (7cm)	-	-	-	2.093	-	-	1.772		28.3	1.181		42.5	0.48		24	-	-	-
Square	2¾" (7cm)	-	-	-	0.698	-	-	1.181		14.2	0.591		28.3	1.43		24	-	-	-
Small Rectangle	2¾" (7cm)	-	-	-	1.395	-	-	1.181		28.3	1.181		28.3	0.72		24	-	-	-

Notes: Product sold in full bundles only on a refundable skid. **Important:** A urethane rubber paver mat must be used to prevent scuffing. All measurements are nominal.

Internal Use Only. WDM ON



AUTUMN SUNSET



MIDNIGHT SKY



SUMMER WHEAT



WINTER MARVEL

PRODUCT TECHNOLOGY

EasyClean™ Stain Resistance

An integral surface protection that allows for easier cleanup of spills when they happen, and before a stain can develop.

ColorFusion™

A proprietary technology that disperses color randomly for a natural, granite-like appearance.



COPING
20" x 13.2" x 2½"
50.5cm x 33cm
x 5.0cm



FULL UNIT
20" x 10" x 6½"
50.5cm x 25.2cm
x 16.5cm



HALF UNIT
10" x 10" x 6½"
25.2cm x 25.2cm
x 16.5cm



CORNER UNIT
20" x 10" x 6½"
50.5cm x 25.2cm
x 16.5cm



HALF CORNER UNIT
10" x 10" x 6½"
25.2cm x 25.2cm
x 16.5cm

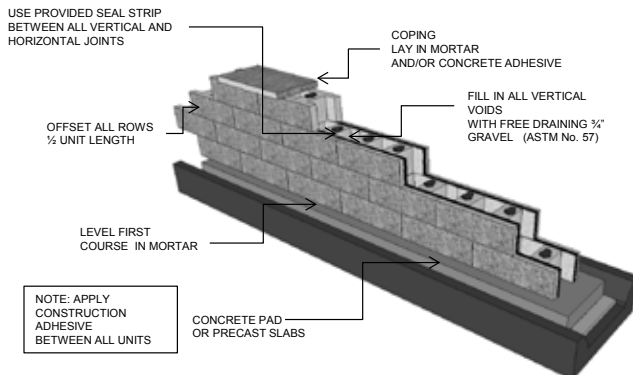


Stones & Bundling	Face Feet Per		Linear Feet Per		Units Per		Per Bundle		Lbs Per	
	Bundle	Unit	Bundle	Unit	Bundle	Face Feet	Layers	Sections	Unit	Bundle
Pickering Manufacturing										
Coping	-	-	66.4	1.66	40	-	-	-	44	1,764
Full Unit	21.31	0.888	-	-	24	1.13	-	-	63	1,503
Half Unit	10.65	0.444	-	-	24	2.25	-	-	31	747
Corner Unit	31.41	1.309	-	-	24	0.76	-	-	73	1,741
Half Corner Unit	21.07	0.878	-	-	24	1.14	-	-	41	985

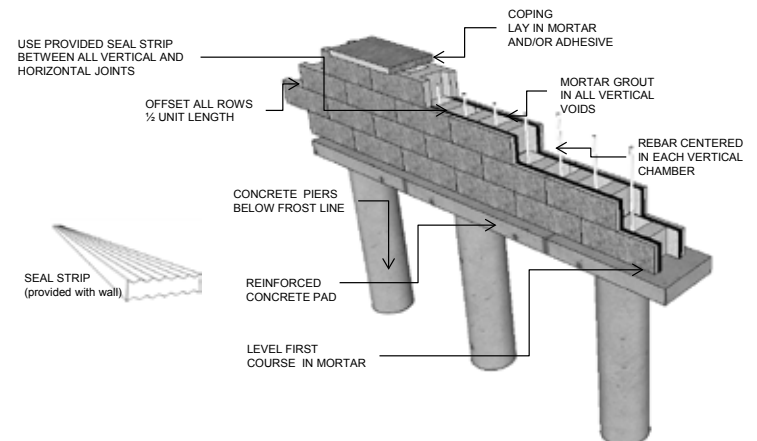
Notes: **Sold in full bundles only on a refundable skid.** For coping options we recommend Ledgestone (page 29) or Natural Stone (page 12). All measurements are nominal. The Belmuro blocks are factory-produced concrete elements featuring two chambers arranged in a row. Any wall over 39" in height may be subject to permit requirements and engineering analysis. Always consult with your local authorities before beginning your project. As a rule of thumb, walls 2' high or less require a shallow excavation; otherwise you will require a deep excavation or the implementation of concrete piers (Sono tubes). This system should only be installed by trained, professional contractors to ensure a safe, consistent, reliable system that will be long-lasting. Contact your local representative for details. Retaining wall engineering software is also available free of charge at www.unilock.com.

Internal Use Only. BLM ON

FOR WALLS UNDER 28 INCHES IN HEIGHT



FOR WALLS 28 TO 39 INCHES IN HEIGHT



BRUSSELS DIMENSIONAL STONE®



DESERT SAND



LIMESTONE



MAHOGANY ASH



SANDSTONE



SIERRA



MIDNIGHT CHARCOAL



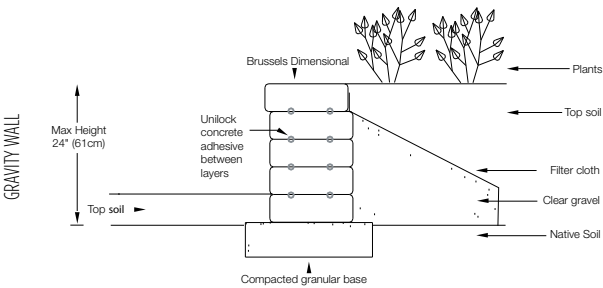
STANDARD
4" x 8" x 12"
10cm x 20cm x 30cm



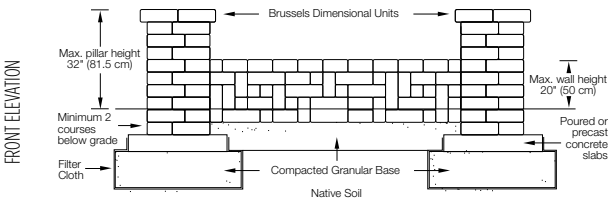
Stones & Bundling	Face Feet Per		Linear Feet Per		Units Per		Per Bundle		Lbs Per	
	Bundle	Unit	Bundle	Unit	Bundle	Face Feet	Layers	Sections	Unit	Bundle
Ayr Manufacturing										
Standard	-	-	96.00	1.000	96	-	-	4	30	2,881

Notes: Product is installed using Unilock Concrete Adhesive to secure corners and all rows. Maximum height is 24" including the unit in the ground (under optimum conditions). All measurements are nominal. *Based on 12" deep wall coverage = 21.4 sqft per bundle. Based on an 8" deep wall coverage = 32 sqft per bundle. Brussels Dimensional Stone™ XL, Brussels Fullnose™ or Ledgestone™ complement as a possible coping unit.

Internal Use Only. BDS ON




Cross sections are examples and must not be used for construction.



All joints must be adhered with Unilock Concrete Adhesive. Base preparation may vary according to soil and climate conditions. Cross sections are examples, and must not be used for construction.



NATURAL



STANDARD
72" x 12" x 24"
183cm x 30cm
x 60cm



COPING
72" x 12" x 24"
183cm x 30cm
x 60cm



CLOSED-END COPING
72" x 12" x 24"
183cm x 30cm
x 60cm



TIE-BACK
72" x 12" x 24"
183cm x 30cm
x 60cm



1/2 STANDARD
36" x 12" x 24"
91.5cm x 30cm
x 60cm



1/2 COPING
36" x 12" x 24"
91.5cm x 30cm
x 60cm



CORNER 90°
60" x 12" x 24"
152cm x 30cm
x 60cm
(Right Corner Shown)



CORNER 45°
60" x 12" x 24"
152cm x 30cm
x 60cm
(Right Corner Shown)



Stones & Bundling	Face Feet Per		Linear Feet Per		Units Per		Per Bundle		Lbs Per	
	Bundle	Unit	Bundle	Unit	Bundle	Face Feet	Layers	Sections	Unit	Bundle
Gormley Manufacturing										
Standard	-	6.024	6.02	6.024	1	0.17	-	-	1,680	1,680
Coping	-	6.024	6.02	6.024	1	0.17	-	-	1,560	1,560
Coping Closed End	-	6.024	6.02	6.024	1	0.17	-	-	1,560	1,560
Tie-back	-	2.000	2.00	2.000	1	0.50	-	-	1,660	1,660
1/2 Standard	-	3.003	3.00	3.003	1	0.33	-	-	800	800
1/2 Coping	-	3.003	3.00	3.003	1	0.33	-	-	780	780
Corner 90° Right	-	7.042	-	-	1	0.14	-	-	1,320	1,320
Corner 45° Right	-	7.042	-	-	1	0.14	-	-	1,480	1,480

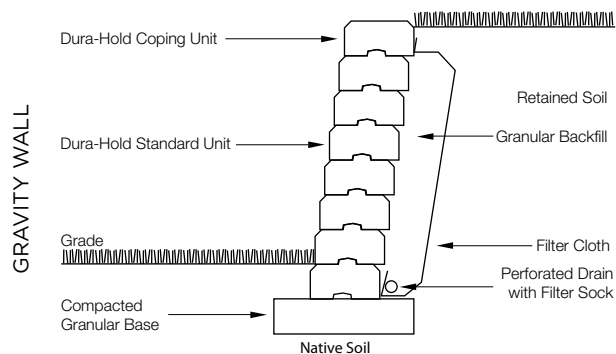
Notes: *Closed-end coping units are available and are closed on both ends so that they may be used as left or right. Tie-back units are reinforced with steel. 1/2 Standard units are slightly tapered and can be used to create a 55-foot radius. Please note that 1/2 Coping units are not tapered. Refer to terms and conditions for placement rates. All measurements are nominal.

Automatic setback is 1½" per row. Vertical walls may also be constructed.

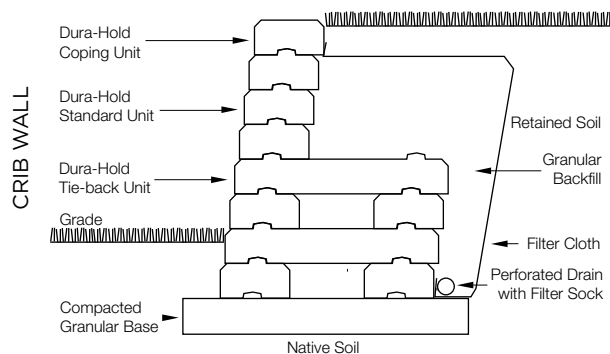
Engineering services are available; please contact your local Unilock representative to confirm charges and policies as they are currently under review.

Retaining wall engineering software is also available free of charge at www.unilock.com.

Internal Use Only. DH1 ON



Cross sections are examples, and must not be used for construction.



Cross sections are examples, and must not be used for construction.

DURAHOLD2®



NATURAL



STANDARD
72" x 12" x 14"
183cm x 30cm x 36cm

COPING
72" x 12" x 14"
183cm x 30cm x 36cm

CLOSED END-COPING
72" x 12" x 14"
183cm x 30cm x 36cm



TIE-BACK
72" x 12" x 14"
183cm x 30cm x 36cm



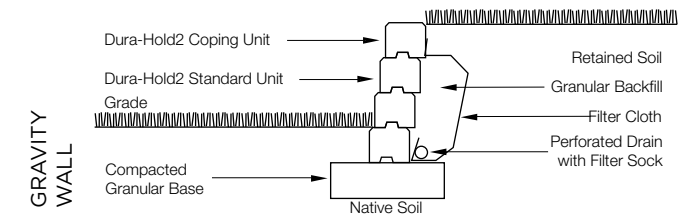
CORNER 90°
36" x 12" x 14"
90cm x 30cm x 36cm
(RIGHT CORNER
SHOWN)



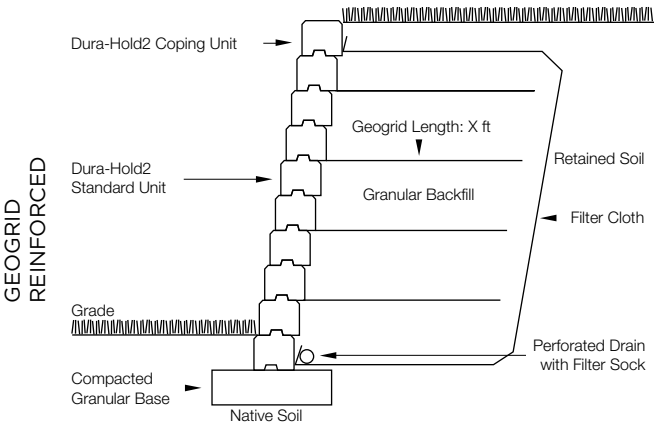
Stones & Bundling	Face Feet Per		Linear Feet Per		Units Per		Per Bundle		Lbs Per	
	Bundle	Unit	Bundle	Unit	Bundle	Face Feet	Layers	Sections	Unit	Bundle
Gormley Manufacturing										
Standard	24.10	6.024	24.10	6.024	4	0.17			938	3,752
Coping 72"	24.10	6.024	24.10	6.024	4	0.17			884	3,536
Coping Closed End 72"	24.10	6.024	24.10	6.024	4	0.17			884	3,536
Tie-back	4.68	1.170	-	-	4	0.86			938	3,752
Corner 90° Right	16.67	4.167	-	-	4	0.24			460	1,840

Notes: *Closed-end coping units are available and are closed on both ends so that they may be used as left or right. Tie-back units are reinforced with steel. Refer to terms and conditions for placement rates. All measurements are nominal. Automatic setback is 1½" per row. Engineering services are available; please contact your local Unilock representative to confirm charges and policies as they are currently under review. Retaining wall engineering software is also available free of charge at www.unilock.com.

Internal Use Only. DH2 ON



Cross sections are examples, and must not be used for construction.



Cross sections are examples, and must not be used for construction.

ESTATE WALL®



ALMOND GROVE




DESERT SAND



SIERRA



LARGE WEDGE
16" x 6" x 9"
40cm x 15cm x 22.9cm



MEDIUM WEDGE
12" x 6" x 9"
30cm x 15cm x 22.9cm



SMALL WEDGE
8" x 6" x 9"
20cm x 15cm x 22.9cm

Individual units cannot
be sold separately

Random Bundle



CORNER
12 1/2" x 6" x 9"
31.75cm x 15cm x 22.9cm



COPING
12" x 3" x 12"
30cm x 7.5cm x 30cm

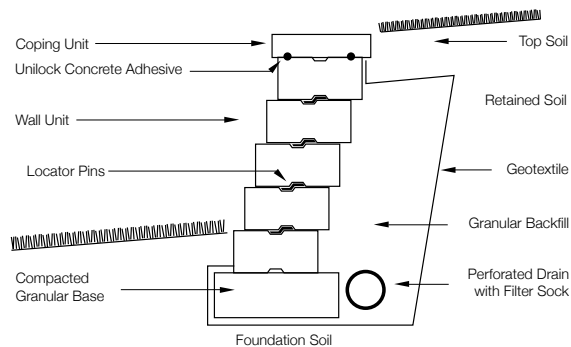


Stones & Bundling	Face Feet Per		Linear Feet Per		Units Per		Per Bundle		Lbs Per	
	Bundle	Unit	Bundle	Unit	Bundle	Face Feet	Layers	Sections	Unit	Bundle
Pickering Manufacturing										
Standard Wall Bundle:	21.29		43.26	-	48	-	-	4	-	2,226
Large Wedge		.56 / .66	-	1.15 / 1.33	16	3 / 4.35	-	-	63.53	-
Medium Wedge		.39 / .49	-	.80 / 1.00	16	2 / 2.56	-	-	46.38	-
Small Wedge		.23 / .33	-	.47 / .57	16	1.5 / 1.78	-	-	29.23	-
Corner Unit	28.20	1.76	-	-	16	2.28	-	4	107.18	1,715
Coping	18.00	0.250	62.64	0.870	72	4.00		3	31	2,248

Notes: Full bundles or sections only. Maximum height for vertical installation - 24" including the unit in the ground (under optimum conditions). Maximum height for setback installation - 31.5" including the unit in the ground (under optimum conditions). Wall bundle has 5 end units in each bundle. End caps not sold separately. Brussels XL, Fullnose, Stonehenge 12x12, or Ledgestone complement as a possible coping. All measurements are nominal.

Internal Use Only. EWL ON

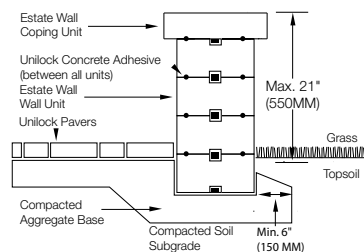
TYPICAL RETAINING WALL
CROSS SECTION



Setback Application - Place device perpendicular to channel with round section facing the back of the unit



TYPICAL SEAT WALL
CROSS SECTION



Vertical Application - Place device parallel to channel



Note: Unilock concrete adhesive may also be used to secure units.

Radius achieved using only the tapered units from a "random bundle"

Radius (inches)	31"	38"	48"
Unit sequence	ALL SMALL UNITS	SMALL & MEDIUM UNITS	ALL THREE UNITS
S = Straight Wall Standard Unit	Uses all units in bundle	Note: These sequences will have left over units. Plan to use the left over units in other parts of the project.	

LEDGESTONE™ PILLAR CAP, COPING AND STEPS



BUFF



GREY

PRODUCT TECHNOLOGY

Reala™ Surface Technology

Ultra-realistic textures cast from natural stone, brick and historic cobblestones.



PILLAR CAP
24" x 24" x 3½"
61cm x 61cm x 9cm



COPING UNIT
12" x 24" x 2¾"
30.5cm x 61cm x 7cm



CLOSED-END COPING
12" x 24" x 2¾"
30.5cm x 61cm x 7cm




36" LEDGESTONE STEP
36" x 18" x 6"
91.4cm x 45.7cm x 15.2cm



48" LEDGESTONE STEP
48" x 24" x 6"
122cm x 61cm x 15.2cm



72" LEDGESTONE STEP
72" x 24" x 6"
183cm x 61cm x 15cm



Stones & Bundling	Face Feet Per		Linear Feet Per		Units Per		Per Bundle		Lbs Per	
	Bundle	Unit	Bundle	Unit	Bundle	Face Feet	Layers	Sections	Unit	Bundle
Coping - Chicago Manufacturing, stocked in Ayr/Steps & Pillar Caps- Georgetown Manufacturing, stocked in Georgetown										
Pillar Cap - 24" x 24"	-	-	-	-	5	-	-	-	159	795
Coping	-	-	24.00	2.000	12	-	-	-	64	772
Coping Closed End	-	-	24.00	2.000	12	-	-	-	66	796
Step - 36" x 18"	4.5	1.5	9.00	3.000	3	-	-	-	327	982
Step - 48" x 24"	6	2	12.00	4.000	3	-	-	-	574	1,721
Step - 72" x 24"	9	3	18.00	6.000	3	-	-	-	860	2,581

Notes: **Ledgestone is sold in full bundles and is sold on a refundable skid.** All caps require a skid that is non-refundable. Ledgestone steps are sold on a refundable pallet. When applying adhesive to a pillar cap or coping unit, scoring the underside of the unit may increase the bond. All sales of this product are final and non-refundable. All measurements are nominal.

Internal Use Only. LDG CH

LINEO™ DIMENSIONAL STONE



GRANITE BLEND



MIDNIGHT CHARCOAL







SANDSTONE



SIERRA



				<p>Individual units cannot be sold separately</p> <p>Random Bundle</p>
<p>XL RECTANGLE 24" x 4" x 8" 60cm x 10cm x 20cm</p>	<p>LARGE RECTANGLE 20" x 4" x 8" 50cm x 10cm x 20cm</p>	<p>RECTANGLE 16" x 4" x 8" 40cm x 10cm x 20cm</p>	<p>SMALL RECTANGLE 12" x 4" x 8" 30cm x 10cm x 20cm</p>	



PILLAR UNIT
16" X 4" X 8"
40CM X 10CM X 20CM



PILLAR CAP
29" X 29" X 4"
74CM X 74CM X 10CM

Stones & Bundling	Face Feet Per		Linear Feet Per		Units Per		Per Bundle		Lbs Per	
	Bundle	Unit	Bundle	Unit	Bundle	Face Feet	Layers	Sections	Unit	Bundle
Gormley Manufacturing										
Random Wall Bundle:	29.93		89.10	-	63	2.11	-	-		2,738
XL Rectangle	2.46	0.205	23.62	1.968	12	4.88	-	-	60.74	
Large Rectangle	2.46	0.205	19.68	1.640	12	4.88	-	-	50.66	
Rectangle	4.30	0.205	27.55	1.312	21	4.88	-	-	40.58	
Small Rectangle	3.69	0.205	17.71	0.984	18	4.88	-	-	30.49	
Pillar Unit	39.84	0.664	79.20	1.320	60	1.51	-	-	41	2,435
Pillar Cap			-	-	5		-	-	302	1,510

Notes: Product sold in full bundles on a refundable skid. All measurements are nominal. Spacing strips are shipped with random wall bundles to create even spacing between units. Ask your Unilock representative for installation tips.

Internal Use Only, LDS MI



GRANITE



MAHOGANY



NATURAL



NEVADA



SIERRA



STANDARD
8" x 6" x 12"
20cm x 15cm x 30cm




TAPERED
8" x 6" x 12"
20cm x 15cm x 30cm




CORNER
12" x 6" x 8"
30cm x 15cm x 20cm



BANDING
8" x 4" x 9"
20cm x 10cm x 22.75cm



12" COPING
12" x 3" x 12"
30cm x 7.5cm x 30cm



24" COPING
24" x 3" x 12"
60cm x 7.5cm x 30cm



OFFSET FACE

Stones & Bundling	Face Feet Per		Linear Feet Per		Units Per		Per Bundle		Lbs Per	
	Bundle	Unit	Bundle	Unit	Bundle	Face Feet	Layers	Sections	Unit	Bundle
Gormley Manufacturing										
Standard - Pre Split - Single Piece	24.00	0.333	47.90	0.665	72	3.00		4	48	3,456
Tapered - After Split - Double Unit	20.00	0.667	40.00	1.333	30	1.50		2	93	2,775
Corner Unit - Double Unit	20.00	1.667	-	-	12	0.60		2	96	1,152
Banding - Standard Unit - (tapered units only)	24.00	0.222	72.40	0.670	108	4.50		4	20	2,160
Coping 12" - Double Unit (includes 14 closed-end units per skid)	21.00	0.500	84.00	2.000	42	2.00		2	66	2,791
Coping 24" - Double Unit	16.00	1.000	64.00	4.000	16	1.00		2	145	2,320
Standard Offset - Pre Split	24.00	0.333	47.90	0.665	72	3.00		4	48	3,456
Tapered Offset - After Split	24.00	0.667	47.90	1.331	36	1.50		2	93	3,330

Notes: 12" and 24" Coping are also available in Coffee Creek. Sold in full bundles or sections only. Maximum height - 36" (under optimum conditions). Higher walls can be achieved using geogrid reinforcement. Tapered units will allow for a minimum 5ft. outside radius. Coping bundles may contain some closed-end units. Automatic setback is 3/4" per row. Engineering services are available; please contact your local Unilock representative to confirm charges and policies as they are currently under review. Retaining wall engineering software is also available free of charge at www.unilock.com.

Internal Use Only. PS2 ON



Quick banding installations
with Pisa2 Banding Unit

For Pisa2 cross sections see page 34.

RIVERCREST® WALL



COASTAL SLATE







BUFF





PRODUCT TECHNOLOGY




Reala™ Surface Technology

Ultra-realistic textures cast from natural stone, brick and historic cobblestones.



				Random Bundle Individual units cannot be sold separately
STANDARD UNIT 1 8" x 9-10" x 2 1/4" 20cm x 23-25cm x 5.7cm	STANDARD UNIT 2 12" x 9-10" x 2 1/4" 31cm x 23-25cm x 5.7cm	STANDARD UNIT 3 12" x 9-10" x 2 1/4" 31cm x 23-25cm x 5.7cm	STANDARD UNIT 4 17" x 9-10" x 2 1/4" 42.5cm x 23-25cm x 5.7cm	

				Jumper Bundle Individual units cannot be sold separately
JUMPER UNIT 1 8" x 9-10" x 4 1/2" 20cm x 23-25cm x 11.4cm	JUMPER UNIT 2 12" x 9-10" x 4 1/2" 31cm x 23-25cm x 11.4cm	JUMPER UNIT 3 12" x 9-10" x 4 1/2" 31cm x 23-25cm x 11.4cm	JUMPER UNIT 4 17" x 9-10" x 4 1/2" 42.5cm x 23-25cm x 11.4cm	

			Random Bundle Individual units cannot be sold separately
COPING 22" x 11" x 2 1/4" 56cm x 28cm x 5.7cm	LONG CORNER UNIT 12" x 9-10" x 2 1/4" 31cm x 23-25cm x 5.7cm	SHORT CORNER UNIT 10" x 9-10" x 2 1/4" 25cm x 23-25cm x 5.7cm	



PILLAR UNIT
20" x 20" x 4 1/2"
50cm x 50cm x 11.4cm



PILLAR UNIT



JUMPER CORNER UNIT
12" x 9-10" x 4 1/2"
31cm x 23-25cm x 11.4cm

Stones & Bundling	Face Feet Per		Linear Feet Per		Units Per		Per Bundle		Lbs Per	
	Bundle	Unit	Bundle	Unit	Bundle	Face Feet	Layers	Sections	Unit	Bundle
Units & Coping - Ayr Manufacturing - Jumpers, Pillar units Manufactured in Georgetown										
Wall Standard Bundle:	24.30	-	130.2	-	128	-	8	-	-	1,990
Standard Unit 1	3.9	0.12	20.99	0.656	32	8.33	-	-	9.4	-
Standard Unit 2	6.1	0.19	32.54	1.017	32	5.26	-	-	14.7	-
Standard Unit 3	6.1	0.19	32.54	1.017	32	5.26	-	-	14.7	-
Standard Unit 4	8.2	0.25	44.61	1.394	32	4.00	-	-	14.7	-
Wall Jumper Unit Bundle:	24.30	-	-	-	64	-	4	-	-	2,720
Jumper Unit 1	3.9	0.24	10.49	0.658	16	4.17	-	-	30	-
Jumper Unit 2	6.1	0.38	16.27	1.01	16	2.63	-	-	40	-
Jumper Unit 3	6.1	0.38	16.27	1.01	16	2.63	-	-	40	-
Jumper Unit 4	8.2	0.5	22.00	1.375	16	2.00	-	-	60	-
Coping	16.70	0.348	89.10	1.86	48	2.87	8	-	43	2,090
Corner Unit Bundle:	20.92	-	-	-	64	-	4	-	-	1,232
Long Corner Unit	16.10	0.335	85.92	1.79	48	2.99	-	-	20.4	-
Short Corner Unit	4.80	0.300	25.44	1.59	16	3.33	-	-	16.7	-
Pillar 20" x 20"	-	-	-	-	8	-	-	-	125	1,000
Corner Jumper Unit	12.20	0.38	32.54	1.01	32	2.63	4	-	40	1,280

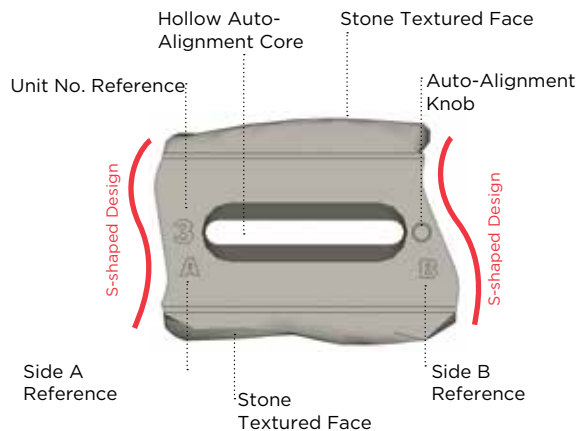
Notes: Sold on refundable skid - full bundles only. Rivercrest™ is recommended for walls under 2ft. Ideal for straight or curved walls, seat walls, pillars, tree rings, planters, firepits and grill islands. Integrated connectors require no pins or clips. Minimum radius using equal amounts of each unit is 1.25m / 4.1ft. Using only unit 1 & 3 a 1.055m / 3.5ft radius can be achieved.

Engineering services are available; please contact your local Unilock representative to confirm charges and policies as they are currently under review.

Retaining wall engineering software is also available free of charge at www.unilock.com.

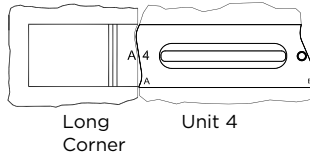
Internal Use Only. RVC ON, Jumpers CH

RIVERCREST® WALL

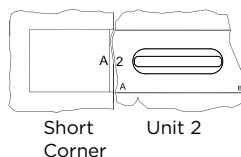


Starting a Wall

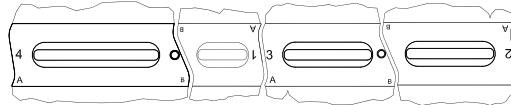
Course 1



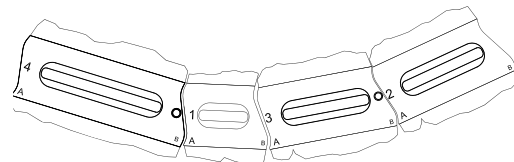
Course 2



Straight Wall - Align A-A / B-B



Curved Wall - Align A-B / B-A



Design Style

To accurately determine the number of standard and jumper units you will require, start by selecting an aesthetic option.



Option A
No Jumpers



Option B
Some Jumpers



Option C
Many Jumpers

Jumper Units

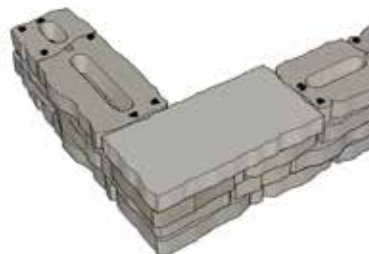
In addition to being used to enhance sections of wall, jumper units can also be used in a variety of different ways within the Rivercrest™ Wall system. The Jumper Unit #2 has faces on three sides making it perfect for incorporating into pillars and corners. The unit can also be used when starting and ending seat walls.



As a Corner

Coping units may also be integrated into the corner to enhance the appearance and add stability. When constructing a seat wall, center align the coping unit with the unit below, it will protrude slightly but add to the rustic appearance of the wall. In retaining wall the coping unit may be set back into the reinforcement zone so that the front & side are flush with the rest of the corner. Simply remove the alignment knob with a chisel if there is a conflict.

* All components should be secured with approved concrete adhesive.



For more information please consult the Rivercrest™ installation booklet.



COFFEE CREEK



GRANITE



MAHOGANY



NEVADA



SIERRA



STANDARD
8" x 6" x 12"
20cm x 15cm x 30cm




TAPERED
8" x 6" x 12"
20cm x 15cm x 30cm




CORNER
12" x 6" x 8"
30cm x 15cm x 20cm



BANDING
8" x 4" x 9"
20cm x 10cm x 22.75cm



PISA2 12" COPING
12" x 3" x 12"
30cm x 7.5cm x 30cm



PISA2 24" COPING
24" x 3" x 12"
60cm x 7.5cm x 30cm



Stones & Bundling	Face Feet Per		Linear Feet Per		Units Per		Per Bundle		Lbs Per	
	Bundle	Unit	Bundle	Unit	Bundle	Face Feet	Layers	Sections	Unit	Bundle
Pickering Manufacturing/Pisa2	Coping- Gormley Manufacturing									
Standard	20.00	0.333	-	-	60	3.00		4	48	2,880
Tapered	20.00	0.333	-	-	60	3.00		4	45	2,694
Corner Unit	40.00	0.833	-	-	48	1.20		4	48	2,304
Pisa2 Banding - Standard Unit - (tapered units only)	24.00	0.222	72.40	0.670	108	4.50		4	20	2,160
Pisa2 Copping 12" - Double Unit (includes 14 closed-end units per skid)	21.00	0.500	84.00	2.000	42	2.00		2	66	2,791
Pisa2 Copping 24" - Double Unit	16.00	1.000	64.00	4.000	16	1.00		2	145	2,320

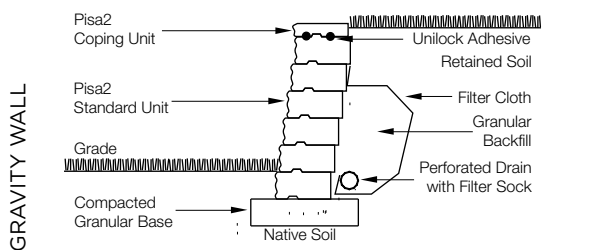
Notes: Sold in full bundles or sections only. Maximum height – 36" (under optimum conditions). Higher walls can be achieved using geogrid reinforcement. Copping bundles may contain some closed-end units. Tapered units will allow for a minimum 5ft outside radius.

Automatic setback is 3/4" per row. All measurements are nominal.

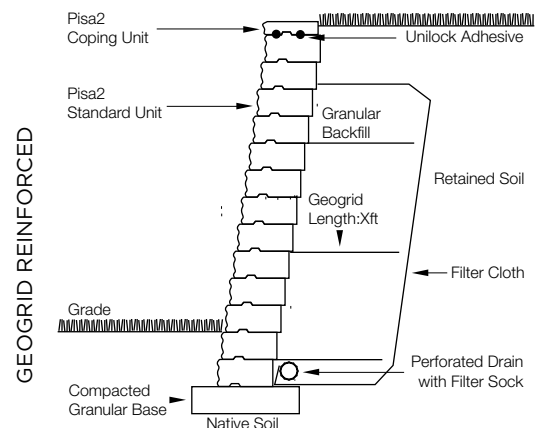
Engineering services are available; please contact your local Unilock representative to confirm charges and policies as they are currently under review.

Retaining wall engineering software is also available free of charge at www.unilock.com.

Internal Use Only. RPA ON



Cross sections are examples, and must not be used for construction.



Cross sections are examples, and must not be used for construction.



NATURAL



MAHOGANY ASH **



BROWN **




GRANITE **




NEVADA **

**Available only in 48" closed-end coping



STANDARD 333
48" x 7¼" x 13½"
120cm x 18.5cm
x 33cm



STANDARD 500
48" x 7¼" x 20"
120cm x 18.5cm
x 50cm




STANDARD 925
48" x 7¼" x 36½"
120cm x 18.5cm
x 92.5cm



COPING
48" x 7¼" x 20"
120cm x 18.5cm
x 50cm




CLOSED-END COPING **
48" x 7¼" x 20"
120cm x 18.5cm
x 50cm



CORNER 90° (left & right)
43½" x 7¼" x 20"
110cm x 18.5cm
x 50cm



CORNER 45° (left & right)
43½" x 7¼" x 20"
110cm x 18.5cm
x 50cm



Stones & Bundling	Face Feet Per		Linear Feet Per		Units Per		Per Bundle		Lbs Per	
	Bundle	Unit	Bundle	Unit	Bundle	Face Feet	Layers	Sections	Unit	Bundle
Gormley Manufacturing										
Standard 333	21.63	2,404	36.00	4,000	9	0.42			380	3,420
Standard 500	14.42	2,404	24.00	4,000	6	0.42			570	3,420
Standard 925	7.21	2,404	12.00	4,000	3	0.42			1,140	3,420
Coping 48"	14.42	2,404	24.00	4,000	6	0.42			570	3,420
Coping Closed End 48"	14.42	2,404	24.00	4,000	6	0.42			570	3,420
Corner 90°	19.11	6,369	-	-	3	0.16			1,140	3,420
Corner 45°	19.11	6,369	-	-	3	0.16			1,050	3,150

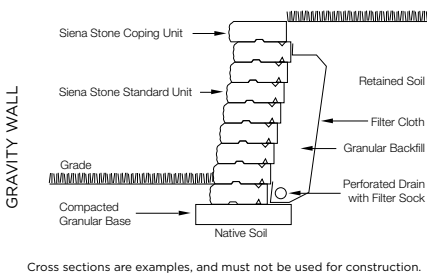
Notes: **Only Closed-end Coping units are available in color.** Closed-end coping is available rock faced on the end upon request. Colored closed-end coping units can be used to construct steps. *Siena Stone corners are sold as double units. One left and one right. Wall units are only stocked in Natural. Vertical units are also available.

Automatic setback is 1" per row.

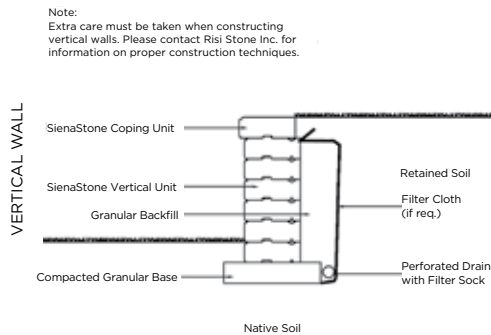
Engineering services are available; please contact your local Unilock representative to confirm charges and policies as they are currently under review.

Retaining wall engineering software is also available free of charge at www.unilock.com.

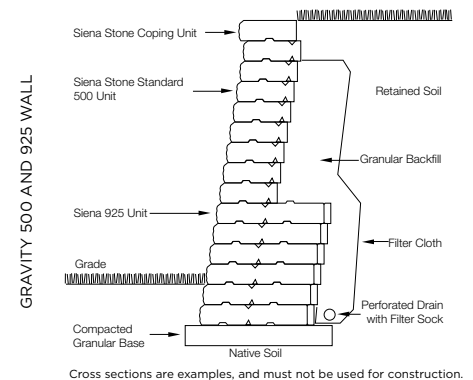
Internal Use Only. SST ON



Cross sections are examples, and must not be used for construction.



Native Soil



Cross sections are examples, and must not be used for construction.

SONOMASTONE®




NATURAL
SPECIAL ORDER



STANDARD
SPECIAL ORDER
48" x 7¼" x 14¾"
120cm x 18.5cm x 37.5cm



COPING
SPECIAL ORDER
48" x 7¼" x 14¾"
120cm x 18.5cm x 37.5cm



TAPERED STANDARD
SPECIAL ORDER
23¾" x 7¼" x 14¾"
59cm x 18.5cm x 37.5cm



TAPERED COPING
SPECIAL ORDER
23¾" x 7¼" x 14¾"
59cm x 18.5cm x 37.5cm



CORNER
SPECIAL ORDER
38¾" x 7¼" x 14¾"
97.5cm x 18.5cm x 37.5cm



DOUBLE*
SPECIAL ORDER
48" x 7¼" x 29½"
120cm x 18.5cm x 75cm



Stones & Bundling	Face Feet Per		Linear Feet Per		Units Per		Per Bundle		Lbs Per	
	Bundle	Unit	Bundle	Unit	Bundle	Face Feet	Layers	Sections	Unit	Bundle
Gormley Manufacturing										
Standard	21.63	2.404	36.00	4.000	9	0.42			392	3,525
Coping	21.63	2.404	36.00	4.000	9	0.42			383	3,450
Tapered Standard	21.15	1.175	34.80	1.933	18	0.85			193	3,470
Tapered Coping	10.50	1.167	17.40	1.933	9	0.86			180	1,620
Corner Unit	15.63	5.208	-	-	3	0.19			716	2,148
Double Unit	14.42	4.808	3.00	1.000	3	0.21			1,158	3,473

Notes: All SonomaStone is Special Order. Sonoma Clamp required for installation. Units can be installed three at a time for increased production.

**Sonoma Stone corners are sold as double units, one left and one right. The Coping Unit has a smooth finish with a cornice detail. Tapered units will achieve a 14' radius. *Sonoma DBL Unit is sold together with a single unit.

Automatic setback is 1½" per row.

Unilock, through Risi Stone Systems International, can provide preliminary site engineering for most commercial projects. Soils information, site drawings, and loading requirements are some of the information details required in order to provide you with preliminary site engineering. Contact your local Unilock representative for details. Retaining wall engineering software is also available free of charge at www.unilock.com.

Internal Use Only. SON ON

STACKSTONE®




GRANITE




MAHOGANY



NEVADA



STANDARD
8" x 4" x 8"
20cm x 10cm x 20cm

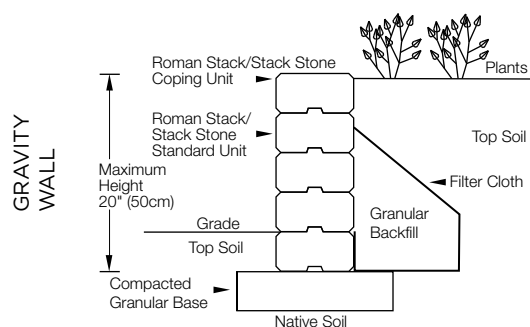


COPING
8" x 4" x 8"
20cm x 10cm x 20cm

Stones & Bundling	Face Feet Per		Linear Feet Per		Units Per		Per Bundle		Lbs Per	
	Bundle	Unit	Bundle	Unit	Bundle	Face Feet	Layers	Sections	Unit	Bundle
Gormley Manufacturing										
Standard	25-33	0.17-0.22	75-100	0.5-0.66	150	-	-	6	17	2,550
Coping	25-33	0.17-0.22	75-100	0.5-0.66	150	-	-	6	17	2,550

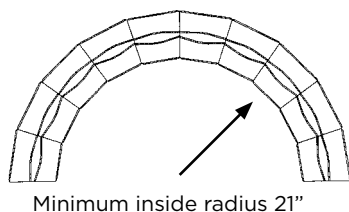
Notes: Sold in full bundles or sections only. Maximum height - 20" (under optimum conditions) including material below grade. Radius - minimum outside radius 29.5". All measurements are nominal.

Internal Use Only. STK ON



Cross sections are examples, and must not be used for construction.

TYPICAL RADIUS
Minimum outside radius 29"



Length of Wall Measured in Feet


Height	Courses	5'	10'	15'	20'	25'	30'
4"	1	9	18	27	36	45	54
8"	2	18	36	54	72	90	108
12"	3	27	54	81	108	135	162
16"	4	36	72	108	144	180	216
20"	5	45	90	135	180	225	270

CIRCLE CHART

	FT	Full Circle # of Units	Half Circle # of Units	Quarter Circle # of Units
	2.5	23	12	7
	3	28	15	8
	4	38	20	10
OUTSIDE	5	47	24	13
RADIUS	6	56	29	15
	7	66	34	17
	8	75	38	20
	9	84	43	22
	10	94	48	24

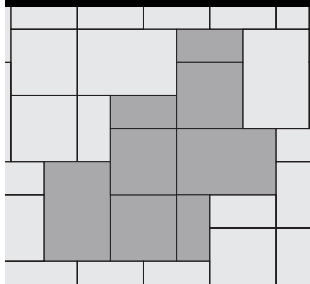
LAYING PATTERNS

ARTLINE™

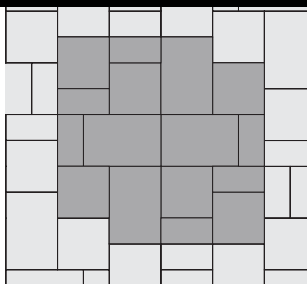


Artline A

BEACON HILL FLAGSTONE™/BRISTOL VALLEY™/UMBRIANO®/WINDERMERE™

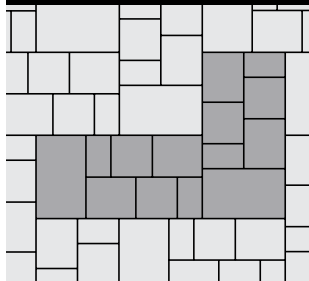


Random A - 40% Large Rectangle,
40% Square, 20% Small Rectangle



Random B - 40% Large Rectangle,
40% Square, 20% Small Rectangle

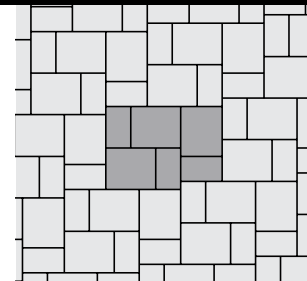
BRUSSELS BLOCK®



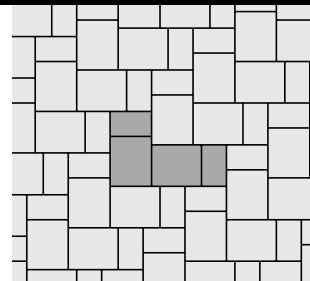
Brussels AB - 30% XL, 30% Standard,
25% Square, 15% Half



Brussels AF - 40% XL, 40% Standard,
20% Half

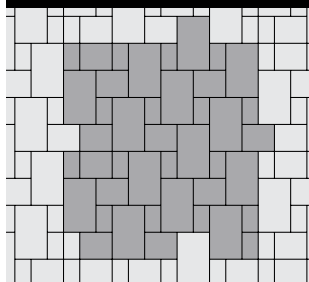


Brussels O - 33% Half Stone, 67%
Standard

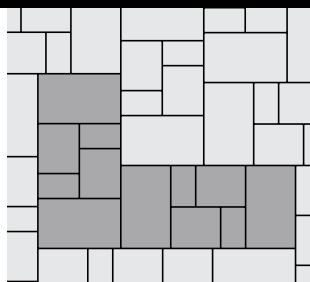


Brussels P - 67% Standard, 33% Half

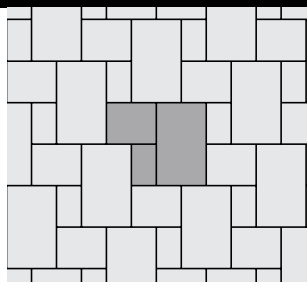
BRUSSELS BLOCK®



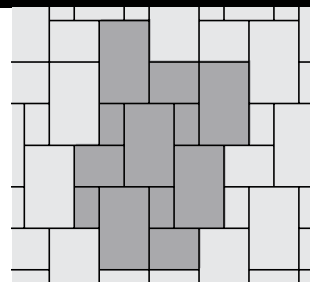
Brussels W - 18% Half Stone, 23%
Standard, 59% XL



Brussels X - 57% XL, 29% Standard,
14% Half




Brussels Y - 57% XL, 29% Standard,
14% Half




Brussels Z - 67% XL, 20% Standard,
13% Half

COURTSTONE®




Crt A-16% Square, 18% Sm.Rec., 19% Rec.,
22% Lg.Rec., 25% XLRec.


COPTHORNE®



Cophthorne A - 100% Standard




Cophthorne B - 100% Standard

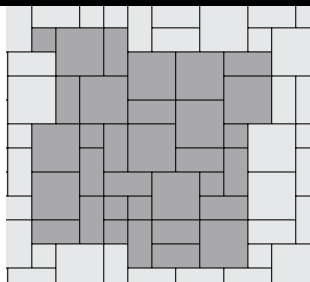


Cophthorne C - 100% Standard


EUROPAVER®/SERIES 3000®




Europaver B - 50% 12"x12", 50% 6"x12"



Europaver D - 54% 12"x12", 37% 6"x12",
9% 6"x6"




Europaver E - 80% 12"x12", 20% 6"x6"




Europaver F - 67% 12"x12",
22% 6"x12", 11% 6"x6"

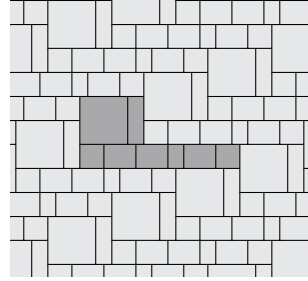
IL CAMPO®



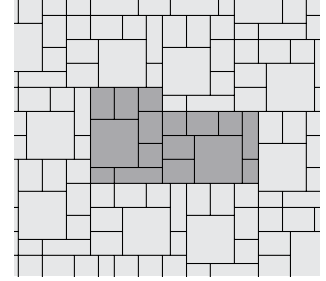
Il Campo F - 75% 12"x12",
25% 4"x12"



Il Campo H - 60% 6"x8", 30% 6"x6",
10% 4"x6"

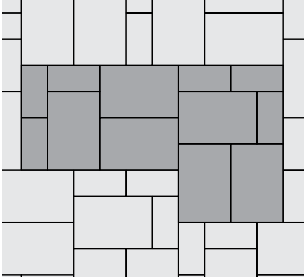


Il Campo I - 33% 12"x12", 11% 4"x12",
56% Random Bundle

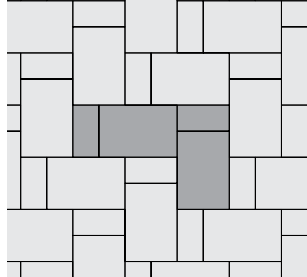


Il Campo J - 33% 12"x12", 11% 4"x12", 56%
Random Bundle


NORTHSHORE™




Northshore A - 75% Large Rectangle
25% Small Rectangle



Northshore B - 75% Large Rectangle,
25% Small Rectangle




Northshore C - 33% Square, 45% Large
Rectangle, 22% Small Rectangle

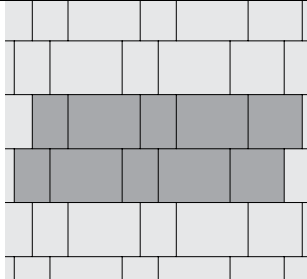


Northshore D - 53% Square, 35% Large
Rectangle, 12% Small Rectangle


RICHCLIFF®




Richcliff A - 100% Random



Richcliff B - 100% Random

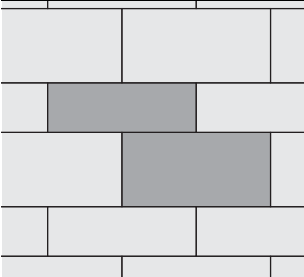


Richcliff C - 100% Random




Richcliff D - 100% Random

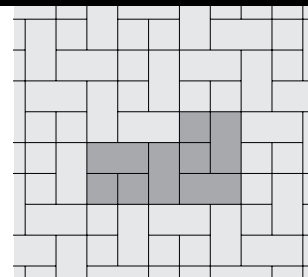
RICHCLIFF® XL




Richcliff XL A - 40% 12" x 36",
60% 18" x 36"



Senzo A - 67% Rectangle, 33%
Square




Senzo B - 67% Rectangle, 33%
Square




Senzo C - 57% 16"x16", 29% 16"x8",
14% 8"x8"

SENZO™




Senzo D - 67% 16"x16", 22% 16"x8",
11% 8"x8"




Senzo E - 54% 16"x16", 37% 8"x16",
9% 8"x8"

SERIES 3000®




Series 3000 F - 57% 12"x12",
14% 6"x6", 29% 6"x12"




Series 3000 J - 29% 12"x12",
24% 6"x6", 47% 6"x12"


THORNBURY™



Thornbury A - 49% Large Rec., 34% Medium Rec., 17% Small Rec.

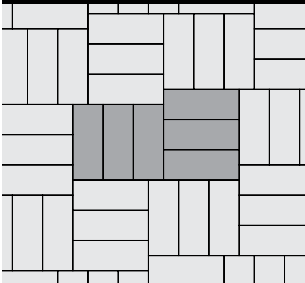


Thornbury B - 49% Large Rec., 34% Medium Rec., 17% Small Rec.




Thornbury C - 49% Large Rec., 34% Medium Rec., 17% Small Rec.


TOWN HALL™



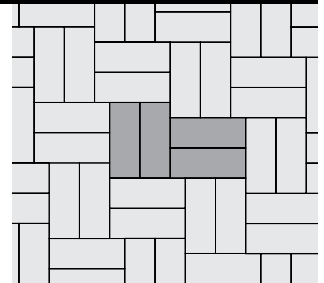
Town Hall A - 100% Standard



Town Hall B - 100% Standard




Town Hall C - 100% Standard




Town Hall D - 100% Standard


UMBRIANO®




Umbriano A - 57% 16"x16", 29% 16"x8", 14% 8"x8"



Umbriano B - 67% 16"x16", 22% 16"x8", 11% 8"x8"



Umbriano C - 54% 16"x16", 37% 8"x16", 9% 8"x8"



Umbriano E - 33% 24"x24", 33% 12"x24", 15% 16"x16", 15% 16"x8", 4% 8"x8"

UNILOCK ELEMENTS

VENTANA SPECIAL ORDER NEW FOR 2016



The Ventana pre-built fireplace is constructed with Lineo™ Dimensional Stone.



MODA SPECIAL ORDER NEW FOR 2016

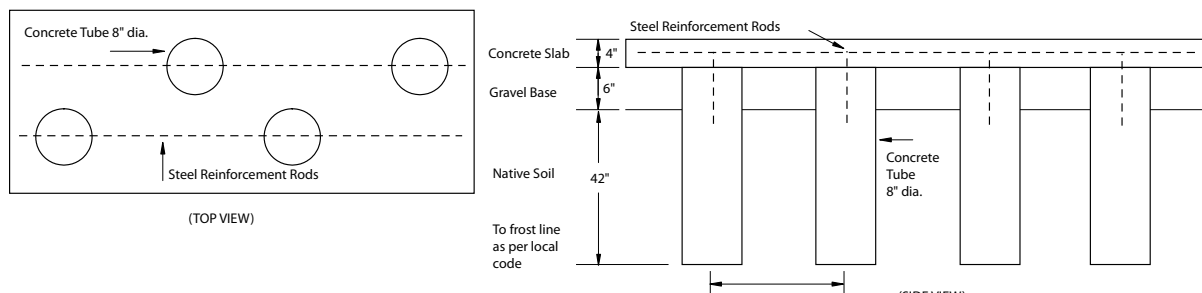
The Moda pre-built fireplace is constructed from Lineo Dimensional Stone and Series 3000® accent.



BELLA SPECIAL ORDER NEW FOR 2016

The Bella pre-built fireplace is constructed from Rivercrest® Wall.

Typical Cross Section for Concrete Pad Installation



Guarantee: The standard Unilock guarantee applies to the units used to construct Unilock Elements. (See Unilock literature for details.) Third party grills and fireboxes carry their respective manufacturer's warranty and may change without notice.

Note: Unilock reserves the right to change model designs, accessories and colors without notice. Unilock will not be responsible for improper use or handling that results in property damage. Some models may not be exactly as shown. Fireplaces come complete with UL- approved stainless steel fireboxes. Check local building codes and regulations prior to ordering and installing Unilock Elements.

RIVERCREST® FIRE PIT



FIRE PIT GRILL

Firepit grill is included and fits securely into the firepit.



COASTAL SLATE



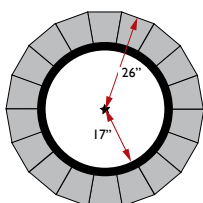
BUFF

SUNSET FIRE PITS

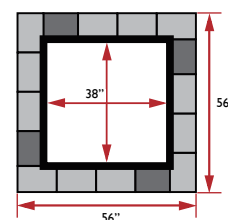
Round and Square Fire Pits are available in Brussels Dimensional Stone® colors: Desert Sand, Sandstone and Mahogany Ash.



Round
(shown in Mahogany Ash)



Square
(shown in Mahogany Ash)



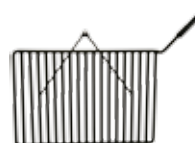
DESERT SAND



MAHOGANY ASH



SANDSTONE



FIRE PIT GRILL

This grill fits securely into either the round or square fire pit. The swiveling grill surface is 14" x 18".

Stones & Bundling	Stones per Course	Stones per Pallet	Diameter Outside of Stone	Diameter Inside of Stone	Diameter Pit Insert	Lbs/Pallet	Kits/Bundle
Sunset - Pickering Manufacturing/Rivercrest - Georgetown Manufacturing							
Sunset/Brussels Dimensional Stone							
Round Fire Pit	18	54	52"	36"	34"	1145	1
Square Fire Pit	16	48	56"	40"	38"	1545	1
Rivercrest							
Round Fire Pit	4	12	54"	36"	-	125	1



TECHNISEAL WET-CAST PAVER PREP

Wet-Cast Paver Prep is specially formulated to prepare wet-cast pavers and slabs prior to sealant application. It dislodges mold release agents and ground-in dirt on wet-cast products. This ultra powerful formula works deep without discoloring or damaging the surface. It brightens up colors, cleans evenly and enables sealants to better penetrate the material. It is ideal for bare or sealed surfaces. 1 gal. covers up to 120 sq. / 5 gal. cover up to 600 sq. ft. Coverage will depend on joint width and surface porosity.

Packaging: • 1 gallon container

Note: Carefully read all instructions and safety information on product label prior to application. For additional safety information, see MSDS.



UNICARE® PAVER RESTORER

The most effective product available for removing cement slurry and polymeric sand haze on concrete or clay pavers and slabs.

Packaging: • Removes cement slurry • Removes jointing sand haze • Concentrated
• 5 gallon container - cleans up to 400 sq ft (coverage will depend on surface porosity)

* ALWAYS DILUTE. ALWAYS TEST. Product can discolor pavers. Read directions carefully.

Note: Carefully read all instructions and safety information on product label prior to application. For additional safety information, see MSDS.

CAREFULLY READ ALL INSTRUCTIONS AND SAFETY INFORMATION ON PRODUCT LABEL PRIOR TO APPLICATION. SEE MSDS FOR FURTHER INFORMATION.



UNICARE® WATER-BASED COLOR BOOST GLOSS FINISH

Unicare® Protector is a high-tech gloss finish penetrating protective sealant that provides color enhancement to porous pavers. It also acts as an oil repellent, making cleaning easier by preventing oil, grease (barbecue) and dirt from penetrating the material. E Non-film-forming, it won't make surfaces more slippery and hence is ideal for protecting all applications. It is also ideal for retaining walls. Approximate coverage 120 sq ft per gallon.

Packaging: • 3.78 and 18 litre (1 and 4.753 US gal) • Box of 4 x 3.78 litre (4 x 1 US gal)
• 5 gallon pail • 55 gallon drum available on special order

Note: Carefully read all instructions and safety information on product label prior to application. For additional safety information, see MSDS.



UNICARE® WATER-BASED COLOR BOOST MATTE FINISH

Unicare® Color Boost Protective Sealant is a water-based, low solvent protective sealant for paving stones and natural stone. Easy to apply, it provides maximum effectiveness and durability. It won't make surfaces more slippery and hence is ideal for protecting all applications. It resists the elements (freeze-thaw cycles, sun, rain, etc.), as well as salt. This sealer does not give off unpleasant fumes and is environmentally friendly. Approximate coverage 120 sq ft per gallon.

Packaging: • 3.78 and 18 litre (1 and 4.753 US gal) • Box of 4 x 3.78 litre (4 x 1 US gal)
• 5 gallon pail • 55 gallon drum available on special order

Note: Carefully read all instructions and safety information on product label prior to application. For additional safety information, see MSDS. For outdoor use only.



UNICARE® AUTHENTIC (INV) INVISIBLE SEALER - MATTE FINISH

Unicare® Invisible Paver Sealer will protect the colors and revitalize the pavers with an invisible matte finish. This protective driveway sealer allows for easier cleaning by slowing down the penetration of oil, grease and dirt (i.e. in barbecue areas). As a water-based product, it contains very little solvent, emits no odour and is an environmentally-friendly option. Approximate coverage 120 sq. ft. per gallon.

Packaging: • 3.78 and 18 litre (1 and 4.753 US gal) • Box of 4 x 3.78 litre (4 x 1 US gal)

Note: Carefully read all instructions and safety information on product label prior to application. For additional safety information, see MSDS.



TECHNISEAL WET-CAST PAVER PROTECTOR - NATURAL LOOK

Made of water- and oil-repellent agents, WC Protector for Wet-Cast Pavers is specially formulated for the treatment of wet-cast concrete products. It prevents deterioration due to chemical products such as de-icing salts, while providing resistance to acids and alkalis. Its active agents form an invisible bond that stops the penetration of contaminants, facilitating the maintenance of wet-cast pavers and slabs. Water based, this Protector does not release unpleasant fumes, and is environmentally friendly.

Packaging: • 1 US gal - covers up to 150 sqft • Box of 4 x 3.78 litre (4 x 1 US gal)/180 per pallet

Note: Carefully read all instructions and safety information on product label prior to application. For additional safety information, see MSDS.



TECHNISEAL WET-CAST PAVER PROTECTOR - WET LOOK

Made of acrylic and plasticizers, WCS Protector for Wet-Cast Pavers is specially formulated for the treatment of wet-cast concrete products. It prevents deterioration due to chemical products such as de-icing salts, while providing resistance to acids and alkalis. Its microporous and transparent film stops the penetration of contaminants, facilitating the maintenance of wet-cast pavers or slabs.

Packaging: • 1 US gal - covers up to 150 sqft • Box of 4 x 3.78 litre (4 x 1 US gal)/180 per pallet
• 5 gallon pail - covers up to 750 sqft

Note: Carefully read all instructions and safety information on product label prior to application. For additional safety information, see MSDS. For outdoor use only.



UNICARE® JOINT SAND STABILIZING & PAVER SEALER - SEMI-GLOSS

Unicare Joint Sand Stabilizing & Paver Sealer is a one-step sealer and joint sand stabilizer recommended for residential, commercial, and industrial projects. It will protect the colors and revitalize the pavers by enhancing the colors without darkening the pavement. It will water proof the surface to inhibit absorption of food, beverages, salt, and acid staining, thereby reducing the cost of maintenance. This bond will resist joint sand erosion and weed growth. Approximate coverage 140 sq. ft. per gallon.

Packaging: • 3.78 and 18 litre (1 and 4.753 US gal) • Box of 4 x 3.78 litre (4 x 1 US gal)

Note: Carefully read all instructions and safety information on product label prior to application. For additional safety information, see MSDS.

Sealers	SEALER RECOMMENDATIONS BY PRODUCT			
	Unicare® Water-Based Protector	Unicare® Color Boost Protective Sealer	Unicare® IN-Invisible Sealer	Unicare® Joint Sand Stabilizing Sealer
PAVERS				
Copthorne®	N/R	N/R	✓+	N/R
Courtstone®	N/R	N/R	✓+	N/R
Il Campo®	N/R	✓	✓	N/R
Richcliff/ Richcliff XL	N/R	N/R	✓+	N/R
Series 3000®	N/R	✓	✓	N/R
Town Hall™	N/R	N/R	✓+	N/R
Umbriano®	✓	✓	✓	✓
Unigranite®	✓	✓	✓	N/R
Tumbled Pavers	✓	✓	✓	✓
Standard & EnduraColor Pavers	✓	✓	✓	✓

N/R - Not Recommended ✓ - Recommended ✓+ - Recommended with Extra Care (contact your Territory Manager for more information)

Copthorne, Courtstone, Richcliff & Town Hall are produced with a special coating. The selected sealer could be used after at least one year of wear or when the original coating has worn off, allowing for sealer penetration. Wetcast products have their own sealer - please call for details.

ADHESIVE



UNILOCK CONCRETE ADHESIVE

NEW FORMULATION!

Ideal for step veneering and retaining wall cap securement

10.5 oz Caulk Tube: 20' at 1/4" Bead (case of 12)

28 oz Caulk Tube: 50' at 1/4" Bead (Case of 12)

Weight: Over 8 lbs. Per Gallon (12 Cartridges at 13 lbs.)

Over 8 lbs. Per Gallon (12 Cartridges at 32 lbs.)

STORAGE: Store in cool place and rotate stock. Keep at 70°F for 24 hours before use in cold weather. Store upright.

UNICARE® SANDS



UNICARE SWEEPING JOINTING SAND

Kiln dried and angular shaped in order to flow easily and stay in place.

66 lb/ bag

50 Bags/Skid



UNICARE POLYMERIC PLUS SAND For Standard Joints (with New Drypak Plastic Bag Technology)

A special mix of graded sand and binder specifically formulated for achieving optimum lock-up of pavers or slabs by filling the joints between them. Unlike regular sweeping jointing sand, Polymeric Sand resists insect penetration, weed growth, and erosion. New formulation with half hour setting time.

50 lb/bag

56 Bags/Skid (2860lbs/skid)

Available colors: Grey and Tan

Coverage: Approx. 75 sq. ft. /bag Coverage will vary depending on the type/size of stone used.

Note: Extra care must be exercised when using on Copthorne®, Courtstone®, Richcliff®, Richcliff XL, Town Hall™ and Umbriano® products and is not suitable for use with Il Campo®, Series 3000® and Unigranite®.



NEXGEL POLYMERIC HP2 SAND For Large Joints

This high-performance mix made of the latest generation of polymers is specially formulated for the filling of paver or slab joints in heavy-traffic areas such as pool decks, sloped driveways, public ways, etc. It is recommended for the replacement of existing joints because of its unrivaled effectiveness and durability.

Max width: 2.5 cm (1"); a larger joint width is acceptable where the pavers intersect. Min depth: 3 cm (1.25").

50 lb/bag

56 Bags/Skid (2860lbs/skid)

Available colors: Grey and Tan

Coverage: Approx. Courtstone - 1 bag covers approximately 25 sq. feet.

Note: Extra care must be exercised when using on Courtstone, Copthorne, Richcliff, Richcliff XL and Town Hall. This product is not recommended for Il Campo®, Series 3000®, Unigranite® or Umbriano®.



SABLE MARCO EV EVOLUTION

EV EVOLUTION polymeric sand is a specially formulated high performance mix of graded sand and binding agent to fill pavers joints. Its superior performance and durability is ideal for the installation of pavers or slabs as well as replacing existing joints on sidewalks, patios, sloped driveways or walkways. It will remain stable and flexible and maintain its flexibility and durability in the most extreme weather conditions. Three natural Colors: grey, beige & black (contains no pigment or dyes).

50 lb bags 63 bags per skid, 3150 lbs/skid

Coverage: Approximately 120 sq. ft./container Coverage will vary depending on the type/size of stone used.

Note: Extra care must be exercised when using on Courtstone®, Copthorne®, Richcliff®, Richcliff XL and Town Hall™. This product is not recommended for Il Campo®, Series 3000®, Unigranite® or Umbriano®.



EASY-PRO™ Ultimate Paving Stone Joint Compound

Designed for installation in light rain or sun with a surface temperature above 32°F, this pre-mixed epoxy resin product is ideal for residential driveways, patios, pool decks and walkways.

Features: Vacuum packed, pre-mixed and ready to use, eco-friendly (60% renewable products), no haze formulation, for joint widths starting from 1/8" wide 1 1/4" deep.

Colors: Tan, Grey, Black 50 lb container - premixed

Coverage: Approximately 80 sq ft /container. Coverage will vary depending on the type/size of stone used.

Courtstone® coverage approximately 25 sq ft/container; Town Hall approximately 35 sq ft/container.

STORAGE: Open product good for 30 day when covered with water.

Note: This product is not suitable for use with Il Campo, Series 3000, Umbriano and Unigranite.

		SAND RECOMMENDATIONS BY PRODUCT				
Sands		Unicare® Standard Jointing Sand	Unicare® Plus Polymeric Sand	Unicare® MAX Polymeric Sand	Sable Marco EV Evolution	Unicare® Easy-Pro
PAVERS	FEATURES	For joints up to 1/8" May be sealed. Tan color Non-binding sand	For joints up to 1/8" May be sealed. Available in Tan or Grey Binding sand	For joints up to 4" May be sealed. Available in Tan or Grey Binding sand	For joints up to 4" May be sealed. Beige, Grey or Black Binding sand available	For joints up to 1" May be sealed. Available in Tan, or Grey Binding sand
	Copthorne®	✓	✓+	✓*	✓*	✓
	Courtstone®	✓	✓+	✓	✓	✓
	Il Campo®	✓	N/R	N/R	N/R	N/R
	Richcliff®/Richcliff XL	✓	✓+	✓*	✓*	✓
	Series 3000®	✓	N/R	N/R	N/R	N/R
	Town Hall™	✓	✓+	✓	✓	✓
	Umbriano®	✓	✓+	✓+	N/R	N/R
	Unigranite®	✓	N/R	N/R	N/R	N/R
	Tumbled Pavers	✓	✓	✓	✓	N/R
	Standard & Endura Pavers	✓	✓	✓	✓	✓

N/R - Not Recommended ✓ - Recommended ✓+ - Recommended with Extra Care (contact your Territory Manager for more information)

✓* - These pavers have a very narrow or slightly angled edge (chamfer) limiting sand penetration in the joint and causing possible weak bonding areas. The life cycle performance could be affected.

IMPORTANT NOTICE

1. **DO NOT USE** Polymeric Jointing Sand on the following products:

Series 3000®

Il Campo®

Unigranite®

If joint stabilization is required, use ordinary jointing sand and apply a stabilizing sealer. Contact your local Unilock office for recommended sealants and application specifics.

2. **EXTRA CARE** must be exercised when using Polymeric Sand on the following products:

EnduraColor®

Courtstone®

Copthorne®

Richcliff®

Richcliff XL

Town Hall®

Umbriano®

Unilock's Polymeric Jointing Sand can be used on these products but the fine polymers and binders in Unilock Polymeric Jointing Sand have a natural tendency to adhere to the surface and therefore extra diligence must be taken to pre-clean the surface prior to "wetting the sand in" and squeegee off the surface post application. Failure to do so will result in a "whitish haze" on the surface that is difficult to remove.

3. **IMPORTANT COMPACTION NOTICE:** Always pre-compact the pavers WITHOUT SAND IN THE JOINTS. This will facilitate proper leveling. Polymeric sand can then be swept into the joints. *Always use a compactor with a protective membrane attached to the bottom of the plate.*

Unilock Polymeric Jointing Sand, cleaners and sealers, must always be applied by a trained and experienced professional. Contact your local Unilock office for training and the most up-to-date best practices.

NOTICE: Unilock does not accept any responsibility for damage to the surface caused by the improper application and use of Unilock polymeric sand, sealers or cleaners. Unilock will not accept responsibility for alternate suppliers of polymeric sand, jointing sand, cleaners and sealers.

ACCESSORIES



NighTec® paver during daytime.



NighTec® paver during night time.

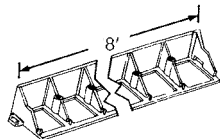
NIGHTEC

- Uses no electricity
- No special tools for installation required
- Charged by natural light
- Lighting period of up to 10 hours
- Night-lighting crystals inseparably fused to stone
- Non-poisonous
- Non-radioactive
- Safe for use with polymeric sand, sealers and cleaners
- Uses no electricity

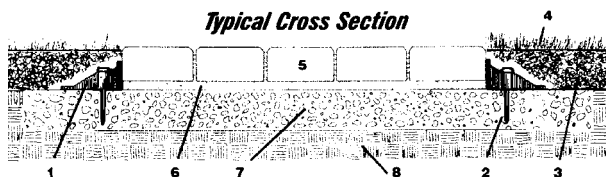
EDGE RESTRAINTS

SnapEdge - One-Piece Edging That Does It All!

- Only one part required for straight runs or curved installations
- Built-in connector fastens one piece to the next – convenient 96" size, makes them easy to transport
- Unique 'Snip and Flex' feature speeds installations of curves and corners without pre-planning
- The open design allows a root system to grow through SnapEdge, further reinforcing the installation
- Engineered to provide a strong, easy-to-install edge restraint for concrete/clay pavers
- Nail hole bosses are full-length cylinders. Hammer blows will not fracture or force nail heads through edging



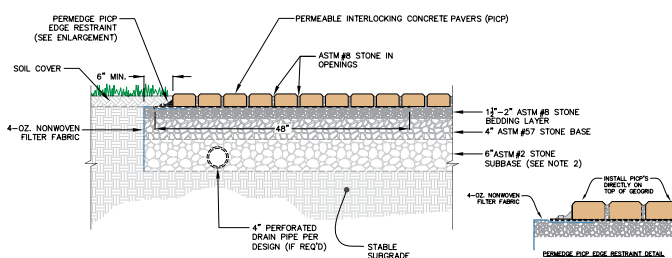
Typical Cross Section



1. SnapEdge
2. 10" Spiral Spike
3. Soil
4. Turf
5. Sand Jointed Paver
6. Sand Jetting Course
7. Aggregate Base
8. Compacted Subgrade

PermEdge - Permeable Paver Edge Restraint

- Comes fully assembled - no field assembly required
- Installs on top of the stone chip setting bed
- One-piece design for straight and curved applications
- Integral section-to-section connector
- 100% recycled material



PAVERSAVER UNI MAT



PAVERSAVER UNI MAT

Universal Design - for use on most compactors

The PaverSaver Uni Mat is made out of a specially formulated urethane rubber. This material is soft enough to protect the paver surface and hard enough to minimally affect travel speed. The universal sizing fits most compactor plates and easily attaches and detaches from the compactor.

MISCELLANEOUS ACCESSORIES

RETAINING WALL ACCESSORIES	Unit Dimensions	Package Size
Stratagrid SG200	Roll: 6' x 300'	-
Stratagrid SG500	Roll: 6' x 300'	-
Filter Fabric	Roll: 12.5' x 360'	-
Unilock All Purpose Concrete Adhesive	10.5 oz/tube 28 oz/tube	12 tubes per case 12 tubes per case

EDGE RESTRAINTS	Unit Dimensions	Package Size
SNAPEDGE	8' length	24 pc/ bdl 28 bdl/skid
PERMEDGE	8' length	24 pc/ bdl 28 bdl/skid
10" Spikes (Bright)	10" spiral spike	50lbs. per box (approx 250)

BEDDING MATERIALS CHART (APPROXIMATE IMPERIAL TONS)

Bedding Course												
Square Feet	1"	2"	3"	4"	5"	6"	7"	8"	9"	10"	11"	12"
50	0.3	0.5	0.8	1.0	1.3	1.5	1.8	2.0	2.3	2.5	2.8	3.0
100	0.5	1.0	1.5	2.0	2.5	3.0	3.5	4.0	4.5	5.0	5.5	6.0
150	0.8	1.5	2.3	3.0	3.8	4.5	5.3	6.0	6.8	7.5	8.3	9.0
200	1.0	2.0	3.0	4.0	5.0	6.0	7.0	8.0	9.0	10.0	11.0	12.0
250	1.3	2.5	3.8	5.0	6.3	7.5	8.8	10.0	11.36	12.5	13.8	15.0
300	1.5	3.0	4.5	6.0	7.5	9.0	10.5	12.0	13.5	15.0	16.5	18.0
350	1.8	3.5	5.3	7.0	8.8	10.5	12.3	14.0	15.8	17.5	19.3	21.0
400	2.0	4.0	6.0	8.0	10.0	12.0	14.0	16.0	18.0	20.2	22.0	24.0
450	2.3	4.5	6.8	9.8	11.3	13.5	15.8	18.0	20.3	22.5	24.8	27.0
500	2.5	5.0	7.5	10.0	12.5	15.0	17.5	20.0	22.5	25.0	27.5	30.0
550	2.8	5.5	8.3	11.0	13.8	16.5	19.3	22.0	24.8	27.5	30.3	33.0
600	3.0	6.0	9.0	12.0	15.0	18.0	21.0	24.0	27.0	30.0	33.0	36.0
650	3.3	6.5	9.8	13.0	16.3	19.5	22.8	26.0	29.3	32.5	35.8	39.0
700	3.5	7.0	10.5	14.0	17.5	21.0	24.5	28.0	31.5	35.0	38.5	42.0
750	3.8	7.5	11.36	15.0	18.8	22.5	26.3	30.0	33.8	37.5	41.3	45.0
800	4.0	8.0	12.0	16.0	20.0	24.0	28.0	32.0	36.0	40.0	44.0	48.0
850	4.3	8.5	12.8	17.0	21.3	25.5	29.8	34.0	38.3	42.5	46.8	51.0
900	4.5	9.0	13.5	18.0	22.5	27.0	31.5	36.0	40.5	45.0	49.5	54.0
950	4.8	9.5	14.3	19.0	23.8	28.5	33.3	38.0	42.8	47.5	52.3	57.0
1000	5.0	10.0	15.0	20.0	25.0	30.0	35.0	40.0	45.0	50.0	55.0	60.0

Actual volume may vary due to type of materials, moisture content, and compaction. Calculation charts and formulas are provided as a service by Unilock for estimating material requirements. Unilock will not be held responsible in any way for resulting product overage or shortage.

BASE DEPTH CHARTS (CUBIC YARDS)

Bedding Course												
Square Feet	1"	2"	3"	4"	5"	6"	7"	8"	9"	10"	11"	12"
50	0.2	0.3	0.5	0.6	0.8	0.9	1.1	1.2	1.4	1.5	1.7	1.9
100	0.3	0.6	0.9	1.2	1.5	1.9	2.2	2.5	2.8	3.1	3.4	3.7
150	0.5	0.9	1.4	1.9	2.3	2.8	3.2	3.7	4.2	4.6	5.1	5.6
200	0.6	1.2	1.9	2.5	3.1	3.7	4.3	4.9	5.6	6.2	6.8	7.4
250	0.8	1.5	2.3	3.1	3.9	4.6	5.4	6.2	6.9	7.7	8.5	9.3
300	0.9	1.9	2.8	3.7	4.6	5.6	6.5	7.4	8.3	9.3	10.2	11.1
350	1.1	2.2	3.2	4.3	5.4	6.5	7.6	8.6	9.7	10.8	11.9	13.0
400	1.2	2.5	3.7	4.9	6.2	7.4	8.6	9.9	11.1	12.3	13.6	14.8
450	1.4	2.8	4.2	5.6	6.9	8.3	9.7	11.1	12.5	13.9	15.3	16.7
500	1.5	3.1	4.6	6.2	7.7	9.3	10.8	12.3	13.9	15.4	17.0	18.5
550	1.7	3.4	5.1	6.8	8.5	10.2	11.9	13.6	15.3	17.0	18.7	20.4
600	1.9	3.7	5.6	7.4	9.3	11.1	13.0	14.8	16.7	18.5	20.4	22.2
650	2.0	4.0	6.0	8.0	10.0	12.0	14.0	16.0	18.1	20.1	22.1	24.1
700	2.2	4.3	6.5	8.6	10.8	13.0	15.1	17.3	19.4	21.6	23.8	25.9
750	2.3	4.6	6.9	9.3	11.6	13.9	16.2	18.5	20.8	23.1	25.5	27.8
800	2.5	4.9	7.4	9.9	12.3	14.8	17.3	19.8	22.2	24.7	27.2	29.6
850	2.6	5.2	7.9	10.5	13.1	15.7	18.4	21.0	23.6	26.2	28.9	31.5
900	2.8	5.6	8.3	11.1	13.9	16.7	19.4	22.2	25.0	27.8	30.6	33.3
950	2.9	5.9	8.8	11.7	14.7	17.6	20.5	23.5	26.4	29.3	32.3	35.2
1000	3.1	6.2	9.3	12.3	15.4	18.5	21.6	24.7	27.8	30.9	34.0	37.0

Actual volume may vary due to type of materials, moisture content, and compaction. Calculation charts and formulas are provided as a service by Unilock for estimating material requirements. Unilock will not be held responsible in any way for resulting product overage or shortage.

IMPORTANT NOTES

UNILOCK PAVER PATTERNS

This Product Data Guide contains an extensive reference to patterns and designs. The purpose of these pattern swatches is to help the designer plan unique and exceptional designs. The percentages of products shown are based on the pattern and not on bundle configurations. In fact, there may be situations in which a pattern has been created with one particular size of stone, but that stone only comes packaged with two other sizes. This means that the designer will have to plan how the other components are used in the overall plan. This is usually accomplished by adding a border or an accent. As a result, overages or shortages may occur in certain patterns. The designer and/or installer of Unilock products accepts all responsibility for design and all associated costs incurred as a result of applying any of Unilock's suggested design patterns in a project. Please plan your project and review your order carefully prior to ordering.

TRANSFERABLE LIFETIME GUARANTEE

Unilock provides a transferable lifetime guarantee on the structural integrity of its paving stone to the original purchaser of the product for residential use. If material installed, using our installation guidelines, proves to be defective, it will be replaced without cost. Color matching cannot be guaranteed, and replacement labor is not included. Proof of purchase is required. Excessive defective material (over the industry accepted normal of 2% for non-tumbled unit pavers) delivered to the purchaser will be replaced free of charge if a written claim is made within 5 days of delivery from the manufacturer. Such claims will not constitute reason for delaying payment. All goods shall be deemed accepted if completely installed. Inspect concrete products prior to opening bundle packaging to ensure that shape and color are as ordered. Unsatisfactory material must be available for inspection by Unilock to entitle the purchaser to any adjustment or credit. Inspect all concrete units during installation and set aside any which are chipped or cracked to use for any cut pieces required. The color of concrete products may vary significantly between production lots. Always install concrete units from several bundles simultaneously to ensure proper distribution of color. Prior to final compaction, inspect installed pavers for good color distribution. Relocate certain pavers, if necessary, to achieve desired color blend.

PRODUCT HANDLING WARNING

Bundle Straps Under Tension - Use extreme caution when removing or handling straps. Always wear gloves, goggles, safety footwear, and protective clothing when removing or handling straps. Failure to do so may result in serious bodily injury or loss of sight. Cut all concrete products only in well ventilated areas. Inhalation of dust is a serious health risk. A "NIOSH" (US) or a "CSA" (CDN) approved respirator, safety goggles, hearing protectors, and gloves must be worn at all times. Always "wet-cut" or "wet grind" concrete products to minimize dust.

Do not stack bundled concrete products higher than 2 bundles high. Contents of the bundle may be unstable and subject to topple when stacked. Always use extreme caution and appropriate equipment when transporting or storing bundled concrete products. Failure to do so may result in serious bodily injury or death. Always obey gross vehicle weight (GVW) loading limitations and regulations.

Hazard Rating: Fire 0, Health 1, Reactivity 0. See MSDS Concrete Masonry (Pavers). Contact Unilock for complete sheet or view safety information at www.unilock.com

Unilock assumes no liability or responsibility for loss or damage, resulting from the improper use or handling of our products, or from failure to follow instructions, warnings, and/or advisories on the product label, and on the MSDS sheet.

Umbriano® is a trademark of Metten Stein + Design GmbH & Co KG used under license by Unilock.


Unilock Ltd. and Hengestone Holdings, Inc. are the owners or authorized users of all trademarks used in this publication unless otherwise specified.

Measurements throughout this portfolio are nominal.

*Colors shown in this catalog should be used only as a guide. Colors should always be chosen from actual samples. Contact your local Unilock representative for color availability in your area.

Not all products shown are available at all Unilock locations. Log on to www.unilock.com for availability.

FINISHES



BRUSHED



COBBLESTONE



WEATHERED




DIMPLED AND WEATHERED




FLAGSTONE




SMOOTH



WASHED



SMOOTH - ZERO BEVEL



SPLIT



TIMEWORN



SPLIT AND WEATHERED



STANDARD

COLOR BLEND DESCRIPTIONS

COLOR NAME	DESCRIPTION	COLOR NAME	DESCRIPTION
Almond Grove	Tan, Buff and Charcoal	Midnight Charcoal	Dark Charcoal
Alpine Fusion	Charcoal, Tan and Natural	Midnight Sky	Charcoal and Black Flake
Autumn Sunset	Brown Flake	Muskoka Granite	Dark Charcoal, Charcoal, and Dark Red
Black Granite	Black Granite and Charcoal	Mountain Mist	Midtone Grey
Burnt Oak	Charcoal and Mid Brown	Nevada	Chamois and Natural
Castano	Dark Brown and Burnt Brown Blend	Nuvola	Dark Charcoal and Light Grey
Cliffside Grey	Charcoal, Buff and Natural	Opal	Light Grey and White
Coastal Slate	Grey and Tan	Pebble Taupe	Tan and Brown
Coffee Creek	Sandstone, Brown and Charcoal	Rustic Red	Red and Charcoal
Conestoga	Brown and Chamois	Sandstone	Buff and Tan
Cremo	Cream and Buff	Sandy Beach	Charcoal, Buff and Tan
Crystal Rose	Light Grey, Rose Quartz and Black Granite	Santa Fe	Buff, Natural and Charcoal
Dawn Mist	Grey and Tan	Savannah	Buff and Tan
Desert Sand	Salmon, Buff and Charcoal	Sierra	Charcoal, Russet and Buff
Executive	Buff and Charcoal	Sierra Fusion	Charcoal, Russet and Buff
Granite	Charcoal and Natural	Steel Grey	Dark Charcoal and Grey
Granite Fusion	Charcoal and Natural	Smoke Shale	Charcoal and dark charcoal
Heritage Brown	Dark Brown and Salmon	Summer Wheat	Cream White with Pale Yellow and Beige Particles
Ice Grey	Grey and White	Sycamore	Brown, Buff and Charcoal
Irish Coast	Natural, Tan and Russet	Sycamore Fusion	Brown, Buff and Charcoal
Java	Buff, Light Brown and Dark Brown	Terra Cotta	Salmon and Charcoal
Limestone	Light Grey, Charcoal and Natural	Winter Marvel	White and Black Flake
Mahogany Ash	Mid Brown and Light Charcoal	Valley Grey	Charcoal, Mid Brown, and Buff

PAVERS

Product	Page	Finish	Pedestrian	Residential Vehicular	Commercial Vehicular	Heavy Duty	Environmental	For Borders & Accents
Artline™	2	S	✓	✓				
Beacon Hill Flagstone™	3	F	✓					✓
Bristol Valley™	4	S	✓					
Brussels Block®	5	W	✓	✓	✓			✓
Brussels Fullnose™	5	W	✓					
Copthorne®	6	T	✓	✓				✓
Courtstone®	7	C	✓	✓				✓
Double Holland™	10	S	✓	✓	✓			✓
Dura-Mat™	7	S		✓	✓		✓	
Eco-Line™	8	S	✓	✓	✓	✓	✓	
Eco-Optiloc™	8	S	✓	✓	✓	✓	✓	
Eco-Priora™	9	S	✓	✓	✓		✓	
Europaver®	9	S	✓	✓	✓			✓
Hollandstone™	10	S	✓	✓	✓	✓		✓
Il Campo®	11	B	✓	✓	✓			✓
Natural Stone	12		✓				✓	
Northshore™	15	F	✓	✓	✓			✓
Optiloc®	15	S	✓	✓	✓	✓		
Porcelain	16		✓				✓	
Promenade™ Plank Paver	17	S/B/WS	✓	✓				✓
Richcliff®	17	F	✓	✓				✓
Richcliff XL	18	F	✓	✓				✓
Senzo™	18	S	✓	✓	✓			✓
Series 3000®	19	WS	✓	✓	✓			✓
Thornbury™	20	F	✓	✓	✓		✓	
Town Hall™	21	T	✓	✓	✓		✓	✓
Turfstone™	21	S		✓	✓		✓	
Umbriano®	22	SZ	✓	✓	✓			✓
Unigranite®	23	SP	✓	✓	✓			✓
Windermere™	23	F	✓	✓				✓

RETAINING WALLS

Product	Page	Finish	Gardens	Retaining Walls	Steps	Heavy Duty	Seatwalls	Pillars
Belmuro™ Wall	24	S	✓	✓				
Brussels Dimensional Stone®	25	W	✓		✓		✓	✓
DuraHold®	26	S		✓		✓		
DuraHold2®	27	S		✓		✓		
Estate Wall®	28	SP/W	✓	✓	✓		✓	✓
Lineo Dimensional Stone™	30	S	✓	✓				
Pisa2®	31	SP	✓	✓	✓			✓
Rivercrest™ Wall	32	F	✓		✓		✓	✓
RomanPisa®	34	SP/W	✓	✓	✓			✓
SienaStone®	35	SP		✓	✓	✓		
SonomaStone®	36	SP		✓	✓	✓		
StackStone®	37	SP	✓					

Finishes:

B=Brushed; C=Cobblestone; D=Dimpled; DW=Dimpled and Weathered; F=Flagstone; S=Standard; SM=Smooth; SZ=Smooth Zero Bevel; SP=Split; SP/W=Split and Weathered; T=Timeworn; W=Weathered; WS=Washed

This application chart should only be used as a guide. Site conditions, base materials, pattern, and frequency of use may vary the performance of various types and styles of products.

NOTES

[illegible]



UNILOCK.COM | 1-800-UNILOCK

BOSTON
(508) 278-4536

CLEVELAND
(330) 927-4000

NEW YORK
(845) 278-6700

BUFFALO
(716) 822-6074

DETROIT
(248) 437-7037

TORONTO
(416) 646-9000

CHICAGO
(630) 892-9191

MILWAUKEE
(262) 742-3890