



2016 PRODUCT DATA



UNILOCK®
DESIGNED TO CONNECT™

THE Unilock® DIFFERENCE

WHEN HELD, TOUCHED AND VIEWED SIDE BY SIDE, UNILOCK PRODUCTS LOOK AND FEEL DIFFERENT, AND SET THE STANDARD FOR QUALITY.



For over 40 years we've been committed to investing in the future of landscape design. Today, we continue to lead the industry with the best selection of quality products and support. We've made this commitment because at Unilock, we believe that the outside of your home should be as beautiful, functional and welcoming as the inside of your home. So, it's no surprise more families are choosing to work with architects, designers and craftsmen who recommend our products.

If you're planning to landscape your home, we're confident that you'll be inspired by all that Unilock has to offer.

ENDURING COLOR

Concentrated color and special wear-resistant materials

UNITED WITH

STRENGTH

Coarser foundation that gives the stone its strength



ENDURACOLOR™

EnduraColor products deliver durability through a perfect union: **long-lasting color united with permanent strength.**

The top portion of each stone is engineered with concentrated color and special wear-resistant materials. This is permanently united with the stone's base - a sturdier, coarser foundation designed for remarkable strength.

ENDURACOLOR™ PLUS ARCHITECTURAL FINISHES

EnduraColor™ Plus Architectural Finishes promise long-lasting beauty through a proprietary blend of exclusive and superior ingredients.

WHAT IS THE 'PLUS' IN ENDURACOLOR PLUS?

A complex blend of granite and quartz, some of nature's highest performing minerals, are combined to create ultra-realistic surface textures and unique style options that are exceptionally durable.

A NEW STANDARD FOR EVERLASTING BEAUTY.

This symbol indicates that the product facilitates the flow of water from the surface into the joints and into the ground below. Unilock's exclusive line of permeable pavement products are recognized and awarded with internationally accepted Leadership in Energy and Environmental Design (LEED) credits required by the Green Building Rating System™ to certify green building construction.



LOOK FOR THESE ADDITIONAL TECHNOLOGIES IN ENDURACOLOR PLUS ARCHITECTURAL FINISHES:

Reala™ Surface Technology

Ultra-realistic textures cast from natural stone, brick and historic cobblestones.

ColorFusion™ Technology

A proprietary technology that disperses color randomly for a natural, granite-like appearance.

EasyClean™ Stain Resistance

An integral surface protection that allows for easier cleanup of spills when they happen, and before a stain can develop.

Ultima™ Concrete Technology

For heavy traffic loads, this proprietary manufacturing process creates pavers and walls with up to four times the strength of poured concrete.

TABLE OF CONTENTS

PAGE UNIT PAVERS

2	Anchorlock®	
2	Antara®	
3	Artline™	
4	Beacon Hill Flagstone™ and Smooth	NEW
5	Bristol Valley™	
5	Brussels Fullnose™ and Fullnose Edger™	
6	Brussels Block®	
6	Camelot™	
7	Cassova™	
7	City Park Paver™	
8	Copthorne®	
9	Courtstone®	
8	Dura Mat™	
10	Eco-line™	
10	Eco-Optiloc™	
11	Eco-Priora™	
12	Hollandstone™	
12	Il Campo®	
13	Northshore™	
13	Optiloc®	
14	Promenade™ Paver	
14	Richcliff®	
15	Richcliff® XL	NEW
15	Senzo™	NEW
16	Series 3000™	NEW DESIGN
17	Thornbury™ / Thornbury™ Permeable	
18	Town Hall™	
18	Transition™	
19	Treo™	
19	Tribeca Cobble	
20	Turfstone™	
20	Uni Eco-Stone®	
21	Umbriano®	

BEACON HILL
SMOOTH™



RICHCLIFF® XL



BELMURO™ WALL



PAGE RETAINING WALLS

22	Belmuro Wall	NEW
23	Brussels Dimensional System™	
24	Concord Wall™	
25	DuraHold®	
26	DuraHold2®	
28	Estate Wall®	
27	Ledgestone™ Steps & Coping	
30	Lineo™ Dimensional Stone	
31	Rivercrest® Wall	
32	Roman Wall®	
33	SienaStone®	

PAGE NATURAL STONE AND PORCELAIN

34	Natural Stone
36	Porcelain

PRODUCT & INSTALLATION INFORMATION

37	Unilock® Elements
39	Unicare® Product Line & Accessories
41	Edge Restraints
42	Lighting Systems
43	Tools & Accessories
44	Unilock Fire Pits
46	Important Notes
47	Laying Patterns
50	Finishes
51	Product Directory

ANCHORLOCK®



NATURAL
SPECIAL ORDER



ANCHORLOCK
8⁷/₈" x 8⁷/₈" x 3¹/₈"
22.5cm x 22.5cm x 8cm
SPECIAL ORDER



Stones & Bundling	Unit	SqFt Per				Per Bundle		Soldier LnFt Per			Sailor LnFt per			Units Per			Lbs Per		
	Thickness	Bundle	Layer	Section	Stone	Layers	Sections	SqFt	Section	Bundle	SqFt	Section	Bundle	SqFt	Section	Bundle	Layer	Section	Bundle
Uxbridge Manufacturing																			
Random Bundle:		78.80	11.26			7	-	-	-	-	-	-	-	-	-	-	412	-	2,883
1/3 Stone	3 ¹ / ₈ " (8cm)	-	-	-	0.134	-	-	-	-	-	-	-	-	7.46	-	14	-	-	-
Std Stone	3 ¹ / ₈ " (8cm)	-	-	-	0.418	-	-	-	-	-	-	-	-	2.39	-	182	-	-	-

Notes: **Special Order from standard colors - Lead time required. Minimum quantities apply.** This product is optimized for mechanical installation.

***Sold in full bundles only.** 1/3 stones incorporated within the standard bundle. All measurements are nominal.

Internal Use Only. ANK BO

ANTARA®



ALMOND GROVE



GRANITE



SIERRA



LARGE RECTANGLE
6" x 9" x 2³/₈"
15cm x 22.5cm x 6cm



SQUARE
6" x 6" x 2³/₈"
15cm x 15cm x 6cm



Stones & Bundling	Unit	SqFt Per				Per Bundle		Soldier LnFt Per			Sailor LnFt per			Units Per			Lbs Per		
	Thickness	Bundle	Layer	Section	Stone	Layers	Sections	SqFt	Section	Bundle	SqFt	Section	Bundle	SqFt	Section	Bundle	Layer	Section	Bundle
Uxbridge Manufacturing																			
Rectangle	2 ³ / ₈ " (6cm)	104.06		20.81	0.385	-	5	0.783	26.6	132.9	-	-	-	2.60	54	270		585	2,927
Square	2 ³ / ₈ " (6cm)	97.75		13.96	0.259	-	7	0.525	26.6	186.0	-	-	-	3.87	54	378		391	2,737

Notes: Product is shipped on refundable skid. All measurements are nominal.

Internal Use Only. ANT BO



STEEL MOUNTAIN
NEW FOR 2016
ENDURACOLOR FINISH



TUSCANY
ENDURACOLOR FINISH



FRENCH GREY
UMBRIANO FINISH



WINTER MARVEL
NEW FOR 2016
UMBRIANO FINISH



2 COLOR BLEND
NEW FOR 2016
BLENDED ON SITE



						
6 3/8" x 4 7/8" x 2 3/4" (16.9cm x 12.5cm x 7cm)	10 3/8" x 4 7/8" x 2 3/4" (26.25cm x 12.5cm x 7cm)	13 3/8" x 4 7/8" x 2 3/4" (33.75cm x 12.5cm x 7cm)	17 3/4" x 4 7/8" x 2 3/4" (45cm x 12.5cm x 7cm)	8 7/8" x 7 1/2" x 2 3/4" (22.5cm x 18.75cm x 7cm)	13 3/8" x 7 1/2" x 2 3/4" (33.75cm x 18.75cm x 7cm)	17 3/4" x 7 1/2" x 2 3/4" (45cm x 18.75cm x 7cm)

Individual units cannot
be sold separately

Random Bundle

	Unit	SqFt Per				Per Bundle		Soldier LnFt Per			Sailor LnFt per			Units Per			Lbs Per		
Stones & Bundling	Thickness	Bundle	Layer	Section	Stone	Layers	Sections	SqFt	Section	Bundle	SqFt	Section	Bundle	SqFt	Section	Bundle	Layer	Section	Bundle
Brewster Manufacturing																			
Random Bundle		93.62	11.66			8	-	-	-	-	-	-	-	-	-	-	-	373	2,986 -
10 3/8" x 4 7/8"	2¾" (7cm)	-	-	-	0.353	-	-	-	-	-	-	-	-	2.83		32		-	-
13 3/8" x 4 7/8"	2¾" (7cm)	-	-	-	0.454	-	-	-	-	-	-	-	-	2.20		32		-	-
13 3/8" x 7 1/2"	2¾" (7cm)	-	-	-	0.681	-	-	-	-	-	-	-	-	1.47		16		-	-
17 3/4" x 4 7/8"	2¾" (7cm)	-	-	-	0.605	-	-	-	-	-	-	-	-	1.65		32		-	-
17 3/4" x 7 1/2"	2¾" (7cm)	-	-	-	0.908	-	-	-	-	-	-	-	-	1.10		16		-	-
6 3/4" x 4 7/8"	2¾" (7cm)	-	-	-	0.227	-	-	-	-	-	-	-	-	4.40		32		-	-
8 7/8" x 7 1/2"	2¾" (7cm)	-	-	-	0.454	-	-	-	-	-	-	-	-	2.20		32		-	-

Notes: **Product sold in full bundles only.** All measurements are nominal. **Important:** Textured surfaces require a buffer between the plate compactor and the paver surface to prevent scuffing. Contact Unilock for information.

Internal Use Only. ART NY



ALMOND GROVE



BAVARIAN

NEW FOR 2016



COFFEE CREEK



NEW YORK BLEND



SIERRA




STEEL MOUNTAIN

NEW FOR 2016



TUSCANY



LARGE RECTANGLE
21" x 14" x 2 3/8"
54cm x 36cm x 6cm



SQUARE
14" x 14" x 2 3/8"
36cm x 36cm x 6cm



SMALL RECTANGLE
7" x 14" x 2 3/8"
18cm x 36cm x 6cm

Random Bundle
Individual units cannot be sold separately

Stones & Bundling	Unit	SqFt Per				Per Bundle		Soldier LnFt Per			Sailor LnFt per			Units Per			Lbs Per		
	Thickness	Bundle	Layer	Section	Stone	Layers	Sections	SqFt	Section	Bundle	SqFt	Section	Bundle	SqFt	Section	Bundle	Layer	Section	Bundle
Brewster Manufacturing																			
Random Bundle		93.62				-	-	-	-	-	-	-	-	-	-	-	-	-	2,541
Large Rectangle	2 3/8" (6cm)	-	-	-	2.093	-	-	-	-	-	-	-	-	0.48	-	18	-	-	-
Square	2 3/8" (6cm)	-	-	-	1.395	-	-	-	-	-	-	-	-	0.72	-	27	-	-	-
Small Rectangle	2 3/8" (6cm)	-	-	-	0.698	-	-	-	-	-	-	-	-	1.43	-	27	-	-	-

Notes: ***Sold in full bundles only.** All measurements are nominal. **Important:** Textured surfaces require a buffer between the plate compactor and the paver surface to prevent scuffing. Contact Unilock for information.

Internal Use Only. BHF NY

BEACON HILL SMOOTH

ENDURACOLOR™

New
for 2016



DESERT VALLEY

NEW FOR 2016



SIERRA




STEEL MOUNTAIN

NEW FOR 2016



TUSCANY



LARGE RECTANGLE
21" x 14" x 2 3/8"
54cm x 36cm x 6cm



SQUARE
14" x 14" x 2 3/8"
36cm x 36cm x 6cm



SMALL RECTANGLE
7" x 14" x 2 3/8"
18cm x 36cm x 6cm

Random Bundle
Individual units cannot be sold separately

Stones & Bundling	Unit	SqFt Per				Per Bundle		Soldier LnFt Per			Sailor LnFt per			Units Per			Lbs Per		
	Thickness	Bundle	Layer	Section	Stone	Layers	Sections	SqFt	Section	Bundle	SqFt	Section	Bundle	SqFt	Section	Bundle	Layer	Section	Bundle
Brewster Manufacturing																			
Random Bundle		93.62	10.40		1.300	9	-	-	-	-	-	-	-	0.77	-	72	282	-	2,541
Large Rectangle	2 3/8" (6cm)	-	-	-	2.093	-	-	-	-	-	-	-	-	0.48	-	18	-	-	-
Square	2 3/8" (6cm)	-	-	-	1.395	-	-	-	-	-	-	-	-	0.72	-	27	-	-	-
Small Rectangle	2 3/8" (6cm)	-	-	-	0.698	-	-	-	-	-	-	-	-	1.43	-	27	-	-	-

Notes: ***Sold in full bundles only.** All measurements are nominal. **Important:** Textured surfaces require a buffer between the plate compactor and the paver surface to prevent scuffing. Contact Unilock for information.

Internal Use Only. BHF NY



BAVARIAN



NEW YORK BLEND



SIERRA



LARGE RECTANGLE
21" x 14" x 2 3/8"
54cm x 36cm x 6cm



SQUARE
14" x 14" x 2 3/8"
36cm x 36cm x 6cm



SMALL RECTANGLE
7" x 14" x 2 3/8"
18cm x 36cm x 6cm

Random Bundle
Individual units cannot
be sold separately



Stones & Bundling	Unit	SqFt Per				Per Bundle		Soldier LnFt Per			Sailor LnFt per			Units Per			Lbs Per		
	Thickness	Bundle	Layer	Section	Stone	Layers	Sections	SqFt	Section	Bundle	SqFt	Section	Bundle	SqFt	Section	Bundle	Layer	Section	Bundle
Brewster Manufacturing																			
Random Bundle		93.62				-	-	-	-	-	-	-	-	-	-	-	-	-	2,541
Large Rectangle	2 3/8" (6cm)	-	-	-	2.093	-	-	-	-	-	-	-	-	0.48	-	18	-	-	-
Square	2 3/8" (6cm)	-	-	-	1.395	-	-	-	-	-	-	-	-	0.72	-	27	-	-	-
Small Rectangle	2 3/8" (6cm)	-	-	-	0.698	-	-	-	-	-	-	-	-	1.43	-	27	-	-	-

Notes: **Sold in full bundles only.** All measurements are nominal. **Important:** Textured surfaces require a buffer between the plate compactor and the paver surface to prevent scuffing. Contact Unilock for information.

Internal Use Only. BRV NY

BRUSSELS FULLNOSE™ & FULLNOSE EDGER™



ALMOND GROVE



CHARCOAL



COFFEE CREEK



LIMESTONE



NEW YORK



SANDSTONE



SIERRA



SALMON/CHARCOAL



BAVARIAN
NEW FOR 2016



TUSCANY
NEW FOR 2016




DESERT VALLEY
NEW FOR 2016



BRUSSELS FULLNOSE
6" x 12" x 2 3/4"
15cm x 30cm x 7cm



FULLNOSE EDGER
6" x 12" x 2 3/4"
15cm x 30cm x 7cm



Stones & Bundling	Unit	SqFt Per				Per Bundle		Soldier LnFt Per			Sailor LnFt per			Units Per			Lbs Per		
	Thickness	Bundle	Layer	Section	Stone	Layers	Sections	SqFt	Section	Bundle	SqFt	Section	Bundle	SqFt	Section	Bundle	Layer	Section	Bundle
Uxbridge Manufacturing																			
Brussels Fullnose & Fullnose Edger	2 3/4" (7cm)	96.00		24.00	0.500	-	4	1.016	24	96	-	-	-	2.00	48	192		685	2,740

Notes: Units can be adhered to pool edge using Unilock Concrete Adhesive, or with mortar. Always observe proper construction techniques when adhering pavers to a surface. Consult your local pool contractors for installation specifics. All measurements are nominal.

Internal Use Only. BFN NE FUL BO

BRUSSELS BLOCK®



ALMOND GROVE



COFFEE CREEK



LIMESTONE



SANDSTONE



SIERRA



TERRA COTTA



NEW YORK BLEND




XL STONE
8⁷/₁₆" x 13³/₁₆" x 2³/₄"
20.8cm x 34.8cm x 7cm



STANDARD STONE
6⁷/₈" x 8¹/₄" x 2³/₄"
17.3cm x 20.8cm x 7cm



HALF STONE
4¹/₈" x 6⁷/₈" x 2³/₄"
10.4cm x 17.3cm x 7cm



Stones & Bundling	Unit	SqFt Per				Per Bundle		Soldier LnFt Per			Sailor LnFt per			Units Per			Lbs Per		
	Thickness	Bundle	Layer	Section	Stone	Layers	Sections	SqFt	Section	Bundle	SqFt	Section	Bundle	SqFt	Section	Bundle	Layer	Section	Bundle
Uxbridge Manufacturing																			
Half	2 ³ / ₄ " (7cm)	88.70		12.67	0.198	-	7	0.580	21.8	152.9	-	-	-	5.05	64	448		398	2,789
Standard	2 ³ / ₄ " (7cm)	88.60		12.66	0.396	-	7	0.677	18.7	130.8	-	-	-	2.53	32	224		398	2,788
XL	2 ³ / ₄ " (7cm)	76.53		25.51	0.797	-	3	1.168	21.8	65.5	-	-	-	1.25	32	96		836	2,507

Notes: All measurements are nominal.

Internal Use Only. BBK BO

CAMELOT™



ALMOND GROVE
NEW FOR 2016



GRANITE



RUSTIC RED



SIERRA



LARGE RECTANGLE
6" x 9" x 2³/₈"
15cm x 22.5cm x 6cm



SQUARE
6" x 6" x 2³/₈"
15cm x 15cm x 6cm



TERRA COTTA



Stones & Bundling	Unit	SqFt Per				Per Bundle		Soldier LnFt Per			Sailor LnFt per			Units Per			Lbs Per		
	Thickness	Bundle	Layer	Section	Stone	Layers	Sections	SqFt	Section	Bundle	SqFt	Section	Bundle	SqFt	Section	Bundle	Layer	Section	Bundle
Uxbridge Manufacturing																			
Large Rectangle	2 ³ / ₈ " (6cm)	112.50		22.50	0.417	-	5	0.847	26.6	132.9	-	-	-	2.40	54	270		630	3,150
Square	2 ³ / ₈ " (6cm)	116.00		16.57	0.276	-	7	0.561	29.5	206.7	-	-	-	3.62	60	420		464	3,247

Notes: Antiqued available by special order only. Lead Time Required. Minimum quantities apply. Antiqued are shipped on a refundable skid. All measurements are nominal.

Internal Use Only. CAM BO

CASSOVA™



ALMOND GROVE



GRANITE



SIERRA



STANDARD
4 7/8" x 8 1/2" x 2 3/8"
10.8cm x 21.8cm x 6cm



Stones & Bundling	Unit	SqFt Per				Per Bundle		Soldier LnFt Per			Sailor LnFt per			Units Per			Lbs Per		
	Thickness	Bundle	Layer	Section	Stone	Layers	Sections	SqFt	Section	Bundle	SqFt	Section	Bundle	SqFt	Section	Bundle	Layer	Section	Bundle
Uxbridge Manufacturing																			
Rectangle	2 3/8" (6cm)	95.06		19.01	0.264	-	5	0.745	25.5	127.6	-	-	-	3.79	72	360		532	2,661

Notes: Product is shipped on a refundable skid. All measurements are nominal.

Internal Use Only. CAS BO

CITY PARK PAVER™




ENDURACOLOR™
PLUS ARCHITECTURAL FINISHES


CUSTOM COLORS & FINISHES AVAILABLE



STANDARD FINISH




WASHED FINISH



BRUSHED FINISH



UMBRIANO® FINISH



8" x 8" x 2 3/4"
20cm x 20cm x 7cm
SPECIAL ORDER

PRODUCT TECHNOLOGY

EasyClean™ Stain Resistance

An integral surface protection that allows for easier cleanup of spills when they happen, and before a stain can develop.

ColorFusion™

A proprietary technology that disperses color randomly for a natural, granite-like appearance.



Stones & Bundling	Unit	SqFt Per				Per Bundle		Soldier LnFt Per			Sailor LnFt per			Units Per			Lbs Per		
	Thickness	Bundle	Layer	Section	Stone	Layers	Sections	SqFt	Section	Bundle	SqFt	Section	Bundle	SqFt	Section	Bundle	Layer	Section	Bundle
Brewster Manufacturing																			
Standard	2 3/4" (7cm)	73.92			0.385	-	-	-	-		-	-	-	2.60	-	192		-	2,450

Notes: **Special Order - Lead Time Required. Minimum quantities apply. Sold in full bundles only** and is shipped on a refundable skid. Follow installation procedures for brushed and smooth finished. Permeable version is also available by special order. Contact Unilock for more information. All measurements are nominal.

Internal Use Only. CPP NY



BURGUNDY RED



BURNT CLAY



OLD OAK

BURGUNDY RED/
BURNT CLAY/OLD OAK
Sold Separately/
Blended on Site

BASALT

STANDARD
2½" x 7⅞" x 2⅜"
6.5cm x 20cm x 6cm

PRODUCT TECHNOLOGY

Reala™ Surface Technology

Ultra-realistic textures cast from natural stone, brick and historic cobblestones.

Ultima™ Concrete Technology

This proprietary manufacturing process creates pavers and walls with up to four times the strength of poured concrete.




Stones & Bundling	Unit	SqFt Per				Per Bundle		Soldier LnFt Per			Sailor LnFt per			Units Per			Lbs Per		
	Thickness	Bundle	Layer	Section	Stone	Layers	Sections	SqFt	Section	Bundle	SqFt	Section	Bundle	SqFt	Section	Bundle	Layer	Section	Bundle
Ayr Manufacturing																			
Standard Full Bundle	2⅝" (6cm)	89.20	11.15		0.149	8	-	0.697	-	127.9	-	-	-	6.73	-	600	294	-	2,349
Standard Half Bundle	2⅝" (6cm)	44.60	11.15		0.149	4	-	0.697	-	64.0	-	-	-	6.73	-	300	294	-	1,174

Notes: ***Sold in full or half bundles only** and is shipped on a refundable skid. There is a 48 hour lead time required on all half bundles. All measurements are nominal. **Important:** Textured surfaces require a buffer between the plate compactor and the paver surface to prevent scuffing. **Read the Polymeric Sand advisory on page 43.** Contact Unilock for information.

Internal Use Only. COP ON

DURA-MAT™

NATURAL
SPECIAL ORDERSTANDARD
19⅜" x 19⅜" x 4"
50cm x 50cm x 10cm
SPECIAL ORDER

Stones & Bundling	Unit	SqFt Per				Per Bundle		Soldier LnFt Per			Sailor LnFt per			Units Per			Lbs Per		
	Thickness	Bundle	Layer	Section	Stone	Layers	Sections	SqFt	Section	Bundle	SqFt	Section	Bundle	SqFt	Section	Bundle	Layer	Section	Bundle
Gormley Manufacturing																			
Standard	4" (10cm)	78.40			2.800	-	-	-	-	-	-	-	-	0.36	-	28		-	2,240

Notes: **Sold in full bundles only** and is shipped on a refundable skid. All measurements are nominal.

Internal Use Only. DMT ON



BASALT



BELGIAN BLUE



DAWN MIST



PEBBLE TAUPE






BASALT/
BELGIAN BLUE
Sold Separately/
Blended on SiteDAWN MIST/
PEBBLE TAUPE
Sold Separately/
Blended on Site**PRODUCT TECHNOLOGY****Reala™ Surface Technology**

Ultra-realistic textures cast from natural stone, brick and historic cobblestones.

Ultima™ Concrete Technology

This proprietary manufacturing process creates pavers and walls with up to four times the strength of poured concrete.



					Random Bundle Individual units cannot be sold separately
XL RECTANGLE $5\frac{1}{8}" \times 8\frac{3}{8}" \times 2\frac{3}{8}"$ 13cm x 21.5cm x 6cm	LARGE RECTANGLE $5\frac{1}{8}" \times 7\frac{1}{4}" \times 2\frac{3}{8}"$ 13cm x 18.5cm x 6cm	RECTANGLE $5\frac{1}{8}" \times 6\frac{1}{2}" \times 2\frac{3}{8}"$ 13cm x 16.5cm x 6cm	SMALL RECTANGLE $5\frac{1}{8}" \times 5\frac{3}{4}" \times 2\frac{3}{8}"$ 13cm x 14.5cm x 6cm	SQUARE $5\frac{1}{8}" \times 5\frac{1}{8}" \times 2\frac{3}{8}"$ 13cm x 13cm x 6cm	

Stones & Bundling	Unit	SqFt Per				Per Bundle		Soldier LnFt Per			Sailor LnFt per			Units Per			Lbs Per		
	Thickness	Bundle	Layer	Section	Stone	Layers	Sections	SqFt	Section	Bundle	SqFt	Section	Bundle	SqFt	Section	Bundle	Layer	Section	Bundle
Ayr Manufacturing																			
Random Full Bundle		98.30	12.29			8	-	-	-	-	0.444	-	221.5	-	-	-	291	-	2,326
Large Rectangle	2 $\frac{3}{8}"$ (6cm)	-	-	-	0.259	-	-	-	-	-	0.427	-	38.8	3.86	-	64	-	-	-
Rectangle	2 $\frac{3}{8}"$ (6cm)	-	-	-	0.231	-	-	-	-	-	0.427	-	34.6	4.33	-	64	-	-	-
Small Rectangle	2 $\frac{3}{8}"$ (6cm)	-	-	-	0.203	-	-	-	-	-	0.427	-	30.4	4.93	-	64	-	-	-
Square	2 $\frac{3}{8}"$ (6cm)	-	-	-	0.182	-	-	-	-	-	0.427	-	27.3	5.50	-	64	-	-	-
XL Rectangle	2 $\frac{3}{8}"$ (6cm)	-	-	-	0.301	-	-	-	-	-	0.427	-	90.3	3.32	-	128	-	-	-
Random Half Bundle		49.15	12.29			4	-	-	-	-	0.444	-	110.8	-	-	-	291	-	1,163
Large Rectangle	2 $\frac{3}{8}"$ (6cm)	-	-	-	0.259	-	-	-	-	-	0.427	-	19.4	3.86	-	32	-	-	-
Rectangle	2 $\frac{3}{8}"$ (6cm)	-	-	-	0.231	-	-	-	-	-	0.427	-	17.3	4.33	-	32	-	-	-
Small Rectangle	2 $\frac{3}{8}"$ (6cm)	-	-	-	0.203	-	-	-	-	-	0.427	-	15.2	4.93	-	32	-	-	-
Square	2 $\frac{3}{8}"$ (6cm)	-	-	-	0.182	-	-	-	-	-	0.427	-	13.6	5.50	-	32	-	-	-
XL Rectangle	2 $\frac{3}{8}"$ (6cm)	-	-	-	0.301	-	-	-	-	-	0.427	-	45.1	3.32	-	64	-	-	-

Notes: ***Sold in full or half bundles only** and is shipped on a refundable skid. There is a 48 hour lead time required on all half bundles. *Half bundles are available in all colors. All measurements are nominal. **Important:** Textured surfaces require a buffer between the plate compactor and the paver surface to prevent scuffing. **Read the Polymeric Sand advisory on page 43.** Contact Unilock for information.


Internal Use Only. CRT ON




CUSTOM COLORS & FINISHES AVAILABLE



STANDARD FINISH



WASHED FINISH



BRUSHED FINISH



ENDURACOLOR™
FINISH

				Random Bundle SPECIAL ORDER Individual units cannot be sold separately
14" x 3 5/16" x 4" (35.7cm x 8.4cm x 10cm)	12 1/2" x 3 5/16" x 4" (31.7cm x 8.4cm x 10cm)	11" x 3 5/16" x 4" (27.7cm x 8.4cm x 10cm)	9 3/8" x 3 5/16" x 4" (23.7cm x 8.4cm x 10cm)	
14" x 4 1/2" x 4" (35.7cm x 11.4cm x 10cm)	12 1/2" x 4 1/2" x 4" (31.7cm x 11.4cm x 10cm)	11" x 4 1/2" x 4" (27.7cm x 11.4cm x 10cm)	9 3/8" x 4 1/2" x 4" (23.7cm x 11.4cm x 10cm)	



Stones & Bundling	Unit	SqFt Per				Per Bundle		Soldier LnFt Per			Sailor LnFt per			Units Per			Lbs Per		
	Thickness	Bundle	Layer	Section	Stone	Layers	Sections	SqFt	Section	Bundle	SqFt	Section	Bundle	SqFt	Section	Bundle	Layer	Section	Bundle
Pickering Manufacturing																			
Random Bundle		66.20	11.03			6	-	-	-	-	-	-	-	-	-	-	504	-	3,027
11 x 3.3125	4" (10cm)	-	-	-	0.250	-	-	-	-	-	-	-	-	3.99		24	-	-	-
11 x 4.5	4" (10cm)	-	-	-	0.340	-	-	-	-	-	-	-	-	2.94		24	-	-	-
12.5 x 3.3125	4" (10cm)	-	-	-	0.287	-	-	-	-	-	-	-	-	3.49		24	-	-	-
12.5 x 4.5	4" (10cm)	-	-	-	0.389	-	-	-	-	-	-	-	-	2.57		24	-	-	-
14 x 4.5	4" (10cm)	-	-	-	0.438	-	-	-	-	-	-	-	-	2.28		24	-	-	-
14x3.3125	4" (10cm)	-	-	-	0.323	-	-	-	-	-	-	-	-	3.10		24	-	-	-
9.375 x 3.3125	4" (10cm)	-	-	-	0.214	-	-	-	-	-	-	-	-	4.67		24	-	-	-
9.375 x 4.5	4" (10cm)	-	-	-	0.291	-	-	-	-	-	-	-	-	3.44		24	-	-	-


Notes: **All Eco-Line is Special Order. Sold in full bundles only.** Custom finish and color options are available - Ask your Territory Manager. All measurements are nominal. Internal Use Only. EOL ON




CUSTOM COLORS & FINISHES AVAILABLE



STANDARD FINISH



WASHED FINISH



BRUSHED FINISH



ENDURACOLOR™
FINISH



STANDARD
10 1/4" x 10 1/4" x 3 1/8"
26cm x 26cm x 8cm
SPECIAL ORDER




Stones & Bundling	Unit	SqFt Per				Per Bundle		Soldier LnFt Per			Sailor LnFt per			Units Per			Lbs Per		
	Thickness	Bundle	Layer	Section	Stone	Layers	Sections	SqFt	Section	Bundle	SqFt	Section	Bundle	SqFt	Section	Bundle	Layer	Section	Bundle
Uxbridge Manufacturing																			
Standard	3 1/8" (8cm)	64.33			0.511	-	-	-	-	-	-	-	-	1.96	-	126	-	-	2,047

Notes: **Most standard colors are available by special order only and subject to minimum quantities.** Contact your representative for details. This product is optimized for mechanical installation. **Sold in full bundles only** and is shipped on a refundable skid. All measurements are nominal. **Important:** Textured surfaces require a buffer between the plate compactor and the paver surface to prevent scuffing. Contact Unilock for information.

STANDARD FINISH



COFFEE CREEK



GRANITE BLEND



SIERRA



LARGE SQUARE
10" x 10" x 3 1/8"
24cm x 24cm x 8cm
SPECIAL ORDER



RECTANGLE
5" x 10" x 3 1/8"
12cm x 24cm x 8cm



SQUARE
5" x 5" x 3 1/8"
12cm x 12cm x 8cm
SPECIAL ORDER



TUMBLLED FINISH




COFFEE CREEK
SPECIAL ORDER



GRANITE BLEND
SPECIAL ORDER



SIERRA
SPECIAL ORDER



LARGE SQUARE
10" x 10" x 3 1/8"
24cm x 24cm x 8cm
SPECIAL ORDER



RECTANGLE
5" x 10" x 3 1/8"
12cm x 24cm x 8cm
SPECIAL ORDER

Note: 10" x 10" tumbled finish has different packaging than standard finish. Please call for details.



UMBRIANO® FINISH



AUTUMN SUNSET
SPECIAL ORDER



MIDNIGHT SKY
SPECIAL ORDER



SUMMER WHEAT
SPECIAL ORDER



WINTER MARVEL
SPECIAL ORDER



LARGE SQUARE
10" x 10" x 3 1/8"
24cm x 24cm x 8cm
SPECIAL ORDER



RECTANGLE
5" x 10" x 3 1/8"
12cm x 24cm x 8cm
SPECIAL ORDER



SQUARE
5" x 5" x 3 1/8"
12cm x 12cm x 8cm
SPECIAL ORDER



Stones & Bundling	Unit	SqFt Per				Per Bundle		Soldier LnFt Per			Sailor LnFt per			Units Per			Lbs Per		
	Thickness	Bundle	Layer	Section	Stone	Layers	Sections	SqFt	Section	Bundle	SqFt	Section	Bundle	SqFt	Section	Bundle	Layer	Section	Bundle
Uxbridge Manufacturing																			
10" x 10"	3 1/8" (8cm)	86.60			0.619	-	-	0.786	-	110.2	-	-	-	1.62	-	140		-	3,099
5" x 10"	3 1/8" (8cm)	74.59			0.304	-	-	0.773	-	96.4	-	-	-	3.28	-	245		-	2,669
5" x 5"	3 1/8" (8cm)	74.59			0.152	-	-	0.387	-	192.9	-	-	-	6.57	-	490		-	2,669

Notes: **Special Order - Lead Time Required. Minimum quantities apply. Sold in full bundles only** and is shipped on a refundable skid. Eco-Priora™ can be manufactured in a variety of custom colors and textures. Specially graded aggregates must be used for the joints. Contact Unilock for information. All measurements are nominal.

Internal Use Only. EPA Std BO / EPA ILC-UMB NY

HOLLANDSTONE™



ALMOND GROVE
NEW FOR 2016



CHARCOAL



GRANITE



RED



RUSTIC RED



SIERRA



TERRA COTTA



HOLLANDSTONE
4" x 8" x 2 3/8"
10cm x 20cm x 6cm



Stones & Bundling	Unit	SqFt Per				Per Bundle		Soldier LnFt Per			Sailor LnFt per			Units Per			Lbs Per		
	Thickness	Bundle	Layer	Section	Stone	Layers	Sections	SqFt	Section	Bundle	SqFt	Section	Bundle	SqFt	Section	Bundle	Layer	Section	Bundle
4" x 8"	2 3/8" (6cm)	106.40		17.73	0.219	-	6	0.667	26.6	159.4	-	-	-	4.57	81	486		465	2,789
4" x 8"	3 1/8" (8cm)	82.50		13.75	0.218	-	6	0.665	20.7	124.0	-	-	-	4.58	63	378		491	2,944

Notes: Standard finish. Also available in 3 1/8" (8cm) as a special order; minimum quantities apply. All measurements are nominal.

Internal Use Only. HOL BO

IL CAMPO®

ENDURACOLOR®



COFFEE CREEK
SPECIAL ORDER



GRANITE
SPECIAL ORDER



HERITAGE BROWN
SPECIAL ORDER



12" x 12" x 2 3/4"
30cm x 30cm x 7cm
SPECIAL ORDER



4" x 12" x 2 3/4"
10cm x 30cm x 7cm
SPECIAL ORDER



6" x 8" x 2 3/4"
15cm x 20cm x 7cm
SPECIAL ORDER



Stones & Bundling	Unit	SqFt Per				Per Bundle		Soldier LnFt Per			Sailor LnFt per			Units Per			Lbs Per		
	Thickness	Bundle	Layer	Section	Stone	Layers	Sections	SqFt	Section	Bundle	SqFt	Section	Bundle	SqFt	Section	Bundle	Layer	Section	Bundle
Georgetown Manufacturing																			
12" x 12"	2 3/4" (7cm)	93.04	11.63		0.969	8	-	0.985	-	94.5	-	-	-	1.03	-	96	372	-	2,980
4" x 12"	2 3/4" (7CM)	93.04	11.63		0.323	8	-	0.985	-	94.5	-	-	-	3.10	-	288	372	-	2,980
6" x 8"	2 3/4" (7cm)	93.00	11.63		0.330	8	-	0.670	-	138.7	-	-	-	3.03	-	282	372	-	2,978

Notes: Product is layered. All measurements are nominal. **Important:** Textured surfaces may require a buffer between the plate compactor and the paver surface to prevent scuffing. **Read the Polymeric Sand advisory on page 43.** Contact Unilock for information.

Internal Use Only. ILC ON




ALMOND GROVE



JAVA



VALLEY GREY



SQUARE
15" x 15" x 3 1/8"
37.5cm x 37.5cm x 8cm



LARGE RECTANGLE
10" x 15" x 3 1/8"
25cm x 37.5cm x 8cm



SMALL RECTANGLE
5" x 10" x 3 1/8"
12.5cm x 25cm x 8cm


Stones & Bundling	Unit	SqFt Per				Per Bundle		Soldier LnFt Per			Sailor LnFt per			Units Per			Lbs Per		
	Thickness	Bundle	Layer	Section	Stone	Layers	Sections	SqFt	Section	Bundle	SqFt	Section	Bundle	SqFt	Section	Bundle	Layer	Section	Bundle
Pickering Manufacturing																			
15" x 15"	3 1/8" (8cm)	63.91		21.30	1.522	-	3	1.237	17.2	51.7	-	-	-	0.66	14	42		798	2,395
10" x 15"	3 1/8" (8cm)	56.89		14.22	1.016	-	4	1.239	11.5	45.9	-	-	-	0.98	14	56		533	2,131
5" x 10"	3 1/8" (8cm)	64.34		7.15	0.340	-	9	0.830	8.6	77.5	-	-	-	2.94	21	189		268	2,411

Notes: Sold in sections. All measurements are nominal.


Internal Use Only. NSH ON

OPTILOC®


CUSTOM COLORS & FINISHES AVAILABLE



IL CAMPO® FINISH



SERIES 3000® FINISH



UMBRIANO® FINISH

ENDURACOLOR™
FINISH

STANDARD
10 1/4" x 10 1/4" x 3 1/8"
26cm x 26cm x 8cm
SPECIAL ORDER


Stones & Bundling	Unit	SqFt Per				Per Bundle		Soldier LnFt Per			Sailor LnFt per			Units Per			Lbs Per		
	Thickness	Bundle	Layer	Section	Stone	Layers	Sections	SqFt	Section	Bundle	SqFt	Section	Bundle	SqFt	Section	Bundle	Layer	Section	Bundle
Uxbridge Manufacturing																			
Standard	3 1/8" (8cm)	68.76			0.537	-	-	-	-	-	-	-	-	1.86	-	128		-	2,516

Notes: **Special Order - Lead Time Required. Minimum quantities apply.** Sold in full bundles only and is shipped on a refundable skid. Contact your representative for details. This product is optimized for mechanical installation. All measurements are nominal.

Internal Use Only. OPT NY&NE

PROMENADE™ PAVER

ENDURACOLOR™ & ENDURACOLOR™ PLUS ARCHITECTURAL FINISHES



IL CAMPO® FINISH SERIES 3000® FINISH UMBRIANO® FINISH ENDURACOLOR™ FINISH



8" x 24" x 4"
(20cm x 60cm x 10cm)
SPECIAL ORDER

4" x 16" x 4"
(10cm x 40cm x 10cm)
SPECIAL ORDER

4" x 12" x 4"
(10cm x 30cm x 10cm)
SPECIAL ORDER



Stones & Bundling	Unit	SqFt Per				Per Bundle		Soldier LnFt Per			Sailor LnFt per			Units Per			Lbs Per		
	Thickness	Bundle	Layer	Section	Stone	Layers	Sections	SqFt	Section	Bundle	SqFt	Section	Bundle	SqFt	Section	Bundle	Layer	Section	Bundle
Brewster Manufacturing																			
4" x 12"	4" (10cm)	58.13	11.63		0.363	5	-	-	-	-	-	-	-	2.75	-	160	532	-	2,659
4" x 16"	4" (10cm)	51.67	10.33		0.431	5	-	-	-	-	-	-	-	2.32	-	120	455	-	2,275
8" x 24"	4" (10cm)	51.67	10.33		1.292	5	-	-	-	-	-	-	-	0.77	-	40	490	-	2,449

Notes: **Special Order** - Lead time required. **Sold in full bundles only**. See your Unilock Sales Representative for choices of colors and finishes to complement your design requirements. All measurements are nominal.

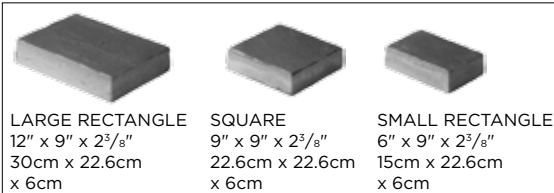
Internal Use Only. PMD NY

RICHCLIFF®

ENDURACOLOR™ PLUS ARCHITECTURAL FINISHES



DAWN MIST PEBBLE TAUPE DAWN MIST/PEBBLE TAUPE
Sold Separately/Blended on Site



LARGE RECTANGLE
12" x 9" x 2 3/8"
30cm x 22.6cm x 6cm

SQUARE
9" x 9" x 2 3/8"
22.6cm x 22.6cm x 6cm

SMALL RECTANGLE
6" x 9" x 2 3/8"
15cm x 22.6cm x 6cm

Random Bundle
Individual units cannot be sold separately

PRODUCT TECHNOLOGY

Reala™ Surface Technology

Ultra-realistic textures cast from natural stone, brick and historic cobblestones.

Ultima™ Concrete Technology

This proprietary manufacturing process creates pavers and walls with up to four times the strength of poured concrete.



Stones & Bundling	Unit	SqFt Per				Per Bundle		Soldier LnFt Per			Sailor LnFt per			Units Per			Lbs Per		
	Thickness	Bundle	Layer	Section	Stone	Layers	Sections	SqFt	Section	Bundle	SqFt	Section	Bundle	SqFt	Section	Bundle	Layer	Section	Bundle
Ayr Manufacturing																			
Random Full Bundle		90.30		11.29		-	8	-	-	-	0.673	-	134.2	-	-	-		322	2,574
Large Rectangle	2 3/8" (6cm)	-	-	-	0.730	-	-	-	-	-	0.741	-	63.0	1.37	-	64	-	-	-
Small Rectangle	2 3/8" (6cm)	-	-	-	0.365	-	-	-	-	-	0.492	-	47.5	2.74	-	64	-	-	-
Square	2 3/8" (6cm)	-	-	-	0.550	-	-	-	-	-	0.741	-	23.7	1.82	-	32	-	-	-
Random Half Bundle		45.15				-	-	-	-	-	0.673	-	67.1	-	-	-		-	1,287
Large Rectangle	2 3/8" (6cm)	-	-	-	0.730	-	-	-	-	-	0.741	-	31.5	1.37	-	32	-	-	-
Small Rectangle	2 3/8" (6cm)	-	-	-	0.365	-	-	-	-	-	0.492	-	23.7	2.74	-	32	-	-	-
Square	2 3/8" (6cm)	-	-	-	0.550	-	-	-	-	-	0.741	-	11.9	1.82	-	16	-	-	-

Notes: **Sold in full bundles or half bundles only** on a refundable skid. There is a 48 hour lead time required on all half bundles. All measurements are nominal. **Important:** Textured surfaces require a buffer between the plate compactor and the paver surface to prevent scuffing. **Read the Polymeric Sand advisory and review Polymeric Sand and Sealer Usage chart on page 41.** Contact Unilock for information.

Internal Use Only. RIC ON



DAWN MIST



PEBBLE TAUPE



SAVANNAH



SMOKE SHALE



12" x 36" x 2¾"
(30cm x 90cm x 7cm)



18" x 36" x 2¾"
(45cm x 90cm x 7cm)



18" x 36" x 4"
(45cm x 90cm x 10cm)
SPECIAL ORDER



Stones & Bundling	Unit	SqFt Per				Per Bundle		Soldier LnFt Per			Sailor LnFt per			Units Per			Lbs Per		
	Thickness	Bundle	Layer	Section	Stone	Layers	Sections	SqFt	Section	Bundle	SqFt	Section	Bundle	SqFt	Section	Bundle	Layer	Section	Bundle
Ayr Manufacturing																			
12" x 36"	2¾" (7cm)	69.75	8.72		2.906	8	-	-	-		-	-	-	0.34	-	24	290	-	2,319
18" x 36"	2¾" (7cm)	69.75	8.72		4.359	8	-	-	-		-	-	-	0.23	-	16	290	-	2,319
18" x 36"	4" (10cm)	43.59	8.72		4.359	5	-	-	-		-	-	-	0.23	-	10	414	-	2,071

Notes: **Sold in full bundles only** on a refundable skid. All measurements are nominal. **Important:** Textured surfaces require a buffer between the plate compactor and the paver surface to prevent scuffing. **Read the Polymeric Sand advisory and review Polymeric Sand and Sealer Usage chart on page 41.** Contact Unilock for information.

Internal Use Only. RIC ON

SENZO™



CASTANO



CREMA



NUVOLA

PRODUCT TECHNOLOGY

EasyClean™ Stain Resistance

An integral surface protection that allows for easier cleanup of spills when they happen, and before a stain can develop.



LARGE SQUARE
16" x 16" x 2¾"
41.6cm x 41.6cm x 7cm



RECTANGLE
8" x 16" x 2¾"
20.8cm x 41.6cm x 7cm



SQUARE
8" x 8" x 2¾"
20.8cm x 20.8cm x 7cm



Stones & Bundling	Unit	SqFt Per				Per Bundle		Soldier LnFt Per			Sailor LnFt per			Units Per			Lbs Per		
	Thickness	Bundle	Layer	Section	Stone	Layers	Sections	SqFt	Section	Bundle	SqFt	Section	Bundle	SqFt	Section	Bundle	Layer	Section	Bundle
Georgetown Manufacturing																			
16"x16"	2¾" (7cm)	82.67	10.33		1.722	8	-	-	-		-	-	-	0.58	-	48	331	-	2,647
8"x16"	2¾" (7cm)	82.67	10.33	13.78	0.861	8	6	1.262	10.9	65.5	0.656	-	126.0	1.16	16	96	339	452	2,710
8"x8"	2¾" (7cm)	82.67	10.33	13.78	0.431	8	6	0.631	21.8	131.0	0.631	-	131.0	2.32	32	192	339	452	2,710

Notes: **Sold in full bundles only.** Product is shipped on skids. Product is made in Canada, therefore lead time is required. Colors shown should be used only as a guide. Colors should always be chosen from actual samples. All measurements are nominal. **Important:** Textured surfaces require a buffer between the plate compactor and the paver surface to prevent scuffing. **Read the Polymeric Sand advisory on page 41.**

Internal Use Only. SZO ON


SERIES 3000®

ENDURACOLOR™
PLUS ARCHITECTURAL FINISHES

New Design



BLACK GRANITE
AVAILABLE IN 4" X 8"
AND 6" X 6" ONLY



CRYSTALLINE BASALT
NEW FOR 2016






MOCHA BROWN



PEPPERED GRANITE



 LARGE RECTANGLE 21" x 14" x 2 3/8" 54cm x 36cm x 6cm	 SQUARE 14" x 14" x 2 3/8" 36cm x 36cm x 6cm	 SMALL RECTANGLE 7" x 14" x 2 3/8" 18cm x 36cm x 6cm	Random Bundle Individual units cannot be sold separately
NEW RANDOM BUNDLE SIZES FOR 2016			



24" x 24" x 2 3/4"
60cm x 60cm x 7cm
SPECIAL ORDER



12" x 24" x 2 3/4"
30cm x 60cm x 7cm
SPECIAL ORDER



6" x 6" x 2 3/4"
15cm x 15cm x 7cm
**AVAILABLE ONLY IN
BLACK GRANITE**



4" x 8" x 2 3/4"
10cm x 20cm x 7cm
**AVAILABLE ONLY IN
BLACK GRANITE**



16" x 16" x 2 3/4"
40cm x 40cm x 7cm
SPECIAL ORDER



8" x 16" x 2 3/4"
20cm x 40cm x 7cm
SPECIAL ORDER



8" x 8" x 2 3/4"
20cm x 20cm x 7cm
SPECIAL ORDER



6" x 12" x 2 3/4"
15cm x 30cm x 7cm
SPECIAL ORDER



12" x 12" x 2 3/4"
30cm x 30cm x 7cm
SPECIAL ORDER

Stones & Bundling	Unit	SqFt Per				Per Bundle		Soldier LnFt Per			Sailor LnFt per			Units Per			Lbs Per		
	Thickness	Bundle	Layer	Section	Stone	Layers	Sections	SqFt	Section	Bundle	SqFt	Section	Bundle	SqFt	Section	Bundle	Layer	Section	Bundle
Brewster Manufacturing																			
Random Bundle		93.62				-	-	-	-	-	-	-	-	-	-	-	-	-	2,541
Large Rectangle	2 3/8" (6cm)	-	-	-	2.093	-	-	-	-	-	-	-	-	0.48	-	18	-	-	-
Square	2 3/8" (6cm)	-	-	-	1.395	-	-	-	-	-	-	-	-	0.72	-	27	-	-	-
Small Rectangle	2 3/8" (6cm)	-	-	-	0.698	-	-	-	-	-	-	-	-	1.43	-	27	-	-	-
12" x 24" *	2 3/4" (7cm)	93.00		46.50	1.938	-	2	1.969	23.6	47.2	-	-	-	0.52	24	48		1,489	2,978
16" x 16" *	2 3/4" (7cm)	82.67		27.56	1.722	-	3	1.312	21.0	63.0	-	-	-	0.58	16	48		882	2,646
24" x 24" *	2 3/4" (7cm)	61.79		30.90	3.862	-	2	1.962	15.7	31.5	-	-	-	0.26	8	16		989	1,979
4" x 8"	2 3/4" (7cm)	94.32		15.72	0.218	-	6	0.665	23.6	141.7	-	-	-	4.58	72	432		492	2,950
6" x 6"	2 3/4" (7cm)	81.36		11.62	0.242	-	7	0.492	23.6	165.4	-	-	-	4.13	48	336		372	2,605
6" x 12" *	2 3/4" (7cm)	93.04		23.26	0.485	-	4	0.985	23.6	94.5	-	-	-	2.06	48	192		745	2,979
12" x 12" *	2 3/4" (7cm)	93.04		23.26	0.969	-	4	0.985	23.6	94.5	-	-	-	1.03	24	96		745	2,980
8" x 16" *	2 3/4" (7cm)	82.67		27.56	0.861	-	3	1.312	21.0	63.0	-	-	-	1.16	32	96		882	2,646
8" x 8" *	2 3/4" (7cm)	82.67		13.78	0.431	-	6	0.656	21.0	126.0	-	-	-	2.32	32	192		441	2,646

Notes: *Available by special order. Lead Time Required. Minimum quantities apply. Product is sold by the section. **Random Bundle is sold in full bundles only.** Custom colors and finishes available. Minimum quantities apply. See terms and conditions of sale. All measurements are nominal. **Important:** Textured surfaces require a buffer between the plate compactor and the paver surface to prevent scuffing. **Read the Polymeric Sand advisory on page 41.** Contact Unilock for information.

Internal Use Only. S3K NY




ALMOND GROVE



GRANITE
NEW FOR 2016



SIERRA



Stones & Bundling	Unit	SqFt Per				Per Bundle		Soldier LnFt Per			Sailor LnFt per			Units Per			Lbs Per		
	Thickness	Bundle	Layer	Section	Stone	Layers	Sections	SqFt	Section	Bundle	SqFt	Section	Bundle	SqFt	Section	Bundle	Layer	Section	Bundle
Pickering Manufacturing																			
Random Full Bundle		88.61		11.08		-	8	-	-	-	-	-	-	-	-	-		355	2,838
Large Rectangle	2 ³ / ₄ " (7cm)	-	-	-	1.582	-	-	-	-	-	-	-	-	0.63	-	32	-	-	-
Medium Rectangle	2 ³ / ₄ " (7cm)	-	-	-	0.791	-	-	-	-	-	-	-	-	1.26	-	32	-	-	-
Square	2 ³ / ₄ " (7cm)	-	-	-	0.391	-	-	-	-	-	-	-	-	2.56	-	32	-	-	-

Notes: ***Sold in full bundles only** on a refundable skid. Please note that permeable colors may vary from the non-permeable colors. All measurements are nominal. **Important:** Textured surfaces require a buffer between the plate compactor and the paver surface to prevent scuffing.

Internal Use Only. THB ON



ALMOND GROVE




BAVARIAN
NEW FOR 2016



NEW YORK BLEND



SIERRA



Stones & Bundling	Unit	SqFt Per				Per Bundle		Soldier LnFt Per			Sailor LnFt per			Units Per			Lbs Per		
	Thickness	Bundle	Layer	Section	Stone	Layers	Sections	SqFt	Section	Bundle	SqFt	Section	Bundle	SqFt	Section	Bundle	Layer	Section	Bundle
Brewster Manufacturing																			
Random Full Bundle		88.61		11.08		-	8	-	-	-	-	-	-	-	-	-		355	2,838
Large Rectangle	2 ³ / ₄ " (7cm)	-	-	-	1.582	-	-	-	-	-	-	-	-	0.63	-	32	-	-	-
Medium Rectangle	2 ³ / ₄ " (7cm)	-	-	-	0.791	-	-	-	-	-	-	-	-	1.26	-	32	-	-	-
Square	2 ³ / ₄ " (7cm)	-	-	-	0.391	-	-	-	-	-	-	-	-	2.56	-	32	-	-	-

Notes: ***Sold in full bundles only** on a refundable skid. Please note that permeable colors may vary from the non-permeable colors. All measurements are nominal. **Important:** Textured surfaces require a buffer between the plate compactor and the paver surface to prevent scuffing.

Internal Use Only. THB NY



BURGUNDY RED



BURNT CLAY



OLD OAK

BURGUNDY RED
BURNT CLAY/OLD OAK
*Sold Separately/
Blended on Site*

BASALT



HERITAGE RED



HERITAGE CLAY

HERITAGE 3 COLOR BLEND
*Sold Separately/
Blended on Site*STANDARD
4" x 9 3/4" x 2 3/4"
10cm x 25cm x 7cm

PRODUCT TECHNOLOGY

Realta™ Surface Technology

Ultra-realistic textures cast from natural stone, brick and historic cobblestones.

Ultima™ Concrete Technology

This proprietary manufacturing process creates pavers and walls with up to four times the strength of poured concrete.

Stones & Bundling	Unit	SqFt Per				Per Bundle		Soldier LnFt Per			Sailor LnFt per			Units Per			Lbs Per		
	Thickness	Bundle	Layer	Section	Stone	Layers	Sections	SqFt	Section	Bundle	SqFt	Section	Bundle	SqFt	Section	Bundle	Layer	Section	Bundle
Ayr Manufacturing																			
Standard - full bundle	2 3/4" (7cm)	88.41	11.05		0.276	8	-	0.842	-	105.0	-	-	-	3.62	-	320	364	-	2,912
Standard - half bundle	2 3/4" (7cm)	44.20	11.05		0.276	4	-	0.842	-	52.5	-	-	-	3.62	-	160	364	-	1,456

Notes: ***Sold in full or half bundles only** on a refundable skid. There is a 48 hour lead time required. on all half bundles. All measurements are nominal.

Important: Textured surfaces require a buffer between the plate compactor and the paver surface to prevent scuffing. *Read the Polymeric Sand advisory on page 41.* Contact Unilock for information.

Internal Use Only. TWH ON

TRANSITION™



ALMOND GROVE





NEW YORK BLEND



SIERRA



SYCAMORE

RECTANGLE
6" x 9" x 2 3/8"
15cm x 23cm x 6cmSQUARE
6" x 6" x 2 3/8"
15cm x 15cm x 6cmBAVARIAN
NEW FOR 2016

DESERT VALLEY



Stones & Bundling	Unit	SqFt Per				Per Bundle		Soldier LnFt Per			Sailor LnFt per			Units Per			Lbs Per		
	Thickness	Bundle	Layer	Section	Stone	Layers	Sections	SqFt	Section	Bundle	SqFt	Section	Bundle	SqFt	Section	Bundle	Layer	Section	Bundle
Brewster Manufacturing																			
Square	2 3/8" (6cm)	116.00	11.60		0.276	10	-	0.561	-	206.7	-	-	-	3.62	-	420	325	-	3,247
Rectangle	2 3/8" (6cm)	112.50	12.50		0.417	9	-	0.847	-	132.9	-	-	-	2.40	-	270	350	-	3,150

Notes: All measurements are nominal. Contact Unilock for information. **Important:** Textured surfaces require a buffer between the plate compactor and the paver surface to prevent scuffing.

Internal Use Only. TRN NY



ALMOND GROVE



NEW YORK BLEND



SIERRA



DESERT VALLEY



TUSCANY



LARGE RECTANGLE
13¼" x 8⅞" x 2⅜"
(33.75cm x 22.5cm x 6cm)



SQUARE
8⅞" x 8⅞" x 2⅜"
(22.5cm x 22.5cm x 6cm)



SMALL RECTANGLE
4½" x 8⅞" x 2⅜"
(11.25cm x 22.5cm x 6cm)

Random Bundle
Individual units cannot
be sold separately

Stones & Bundling	Unit	SqFt Per				Per Bundle		Soldier LnFt Per			Sailor LnFt per			Units Per			Lbs Per		
	Thickness	Bundle	Layer	Section	Stone	Layers	Sections	SqFt	Section	Bundle	SqFt	Section	Bundle	SqFt	Section	Bundle	Layer	Section	Bundle
Brewster Manufacturing																			
Random Full Bundle		108.99	10.90			10	-	-	-	-	-	-	-	-	-	-	296	-	2,960
Large Rectangle	2⅞" (6cm)	-	-	-	0.817	-	-	-	-	-	-	-	-	1.22	-	50	-	-	-
Small Rectangle	2⅞" (6cm)	-	-	-	0.272	-	-	-	-	-	-	-	-	3.67	-	130	-	-	-
Square	2⅞" (6cm)	-	-	-	0.545	-	-	-	-	-	-	-	-	1.84	-	60	-	-	-

Notes: **Sold in full bundles only.** All measurements are nominal. **Important:** Textured surfaces require a buffer between the plate compactor and the paver surface to prevent scuffing. Contact Unilock for information.

Internal Use Only. TRO NY

TRIBECA COBBLE



CRYSTALLINE BASALT



PEPPERED GRANITE



LARGE RECTANGLE
5⅞" x 12" x 2⅜"
(13cm x 30.5cm x 7cm)



RECTANGLE
5⅞" x 9" x 2⅜"
(13cm x 23cm x 7cm)



SMALL RECTANGLE
5⅞" x 7" x 2⅜"
(13cm x 17.5cm x 7cm)

Random Bundle
Individual units cannot
be sold separately

Stones & Bundling	Unit	SqFt Per				Per Bundle		Soldier LnFt Per			Sailor LnFt per			Units Per			Lbs Per		
	Thickness	Bundle	Layer	Section	Stone	Layers	Sections	SqFt	Section	Bundle	SqFt	Section	Bundle	SqFt	Section	Bundle	Layer	Section	Bundle
Brewster Manufacturing																			
Random Full Bundle		97.53	12.19			8	-	-	-	129.7	-	-	-	-	-	-	398	-	3,186
Large Rectangle	2⅞" (7cm)	-	-	-	0.427	-	-	1.001	-	37.5	-	-	-	2.34	-	88	-	-	-
Rectangle	2⅞" (7cm)	-	-	-	0.322	-	-	0.755	-	37.5	-	-	-	3.11	-	88	-	-	-
Small Rectangle	2⅞" (7cm)	-	-	-	0.245	-	-	0.574	-	54.6	-	-	-	4.08	-	128	-	-	-

Notes: **Sold in full bundles only.** All measurements are nominal. **Important:** Textured surfaces require a buffer between the plate compactor and the paver surface to prevent scuffing. **Read the Polymeric Sand advisory on page 41.** Contact Unilock for information.

Internal Use Only. TRC NY



NATURAL



STANDARD
15³/₄" x 23⁵/₈" x 3¹/₈"
40cm x 60cm x 8cm



Stones & Bundling	Unit	SqFt Per				Per Bundle		Soldier LnFt Per			Sailor LnFt per			Units Per			Lbs Per		
	Thickness	Bundle	Layer	Section	Stone	Layers	Sections	SqFt	Section	Bundle	SqFt	Section	Bundle	SqFt	Section	Bundle	Layer	Section	Bundle
Uxbridge Manufacturing																			
Standard	3 ¹ / ₈ " (8cm)	72.00			2.571	-	-	-	-		-	-	-	0.39	-	28		-	1,748


Notes: Call for availability. **Sold in full bundles only** and shipped on a refundable skid. Void is 40% of the paver and is approximately 3" in diameter. All measurements are nominal.

Internal Use Only. TFS UX


UNI ECO-STONE®



STANDARD FINISH



WASHED FINISH



BRUSHED FINISH



UNI ECO-STONE
4¹/₂" x 9" x 3¹/₈"
11.5cm x 23cm x 8cm
SPECIAL ORDER



Stones & Bundling	Unit	SqFt Per				Per Bundle		Soldier LnFt Per			Sailor LnFt per			Units Per			Lbs Per		
	Thickness	Bundle	Layer	Section	Stone	Layers	Sections	SqFt	Section	Bundle	SqFt	Section	Bundle	SqFt	Section	Bundle	Layer	Section	Bundle
Uxbridge Manufacturing																			
Standard	3 ¹ / ₈ " (8cm)	67.00			0.273	-	-	-	-		-	-	-	3.66	-	245		-	2,445

Notes: **Special Order from standard colors. Lead Time Required. Minimum quantities apply. Sold in full bundles only.** 40-50 bundle minimum order required. This product is optimized for mechanical installation. All measurements are nominal.

Internal Use Only. UES UX




AUTUMN SUNSET



MIDNIGHT SKY



SUMMER WHEAT



WINTER MARVEL



FRENCH GREY

NEW FOR 2016

* RANDOM BUNDLE ONLY


PRODUCT TECHNOLOGY

EasyClean™ Stain Resistance


An integral surface protection that allows for easier cleanup of spills when they happen, and before a stain can develop.

ColorFusion™


A proprietary technology that disperses color randomly for a natural, granite-like appearance.



24" x 24" x 2 3/4" *
60cm x 60cm x 7cm
SPECIAL ORDER



12" x 24" x 2 3/4" *
30cm x 60cm x 7cm
SPECIAL ORDER



16" x 16" x 2 3/4" *
40cm x 40cm x 7cm



8" x 16" x 2 3/4" *
20cm x 40cm x 7cm



8" x 8" x 2 3/4" *
20cm x 20cm x 7cm



LARGE RECTANGLE
21" x 14" x 2 3/8" *
52.5cm x 35cm x 6cm



SQUARE
14" x 14" x 2 3/8" *
35cm x 35cm x 6cm



SMALL RECTANGLE
7" x 14" x 2 3/8" *
17.5cm x 35cm x 6cm

Random Bundle
Individual units cannot be
sold separately



Stones & Bundling	Unit	SqFt Per				Per Bundle		Soldier LnFt Per			Sailor LnFt per			Units Per			Lbs Per		
	Thickness	Bundle	Layer	Section	Stone	Layers	Sections	SqFt	Section	Bundle	SqFt	Section	Bundle	SqFt	Section	Bundle	Layer	Section	Bundle
Brewster Manufacturing																			
Random Bundle		93.62	10.40			9	-	-	-	-	-	-	-	-	-	-	282	-	2,540
Large Rectangle	2 3/8" (6cm)	-	-	-	2.093	-	-	-	-	-	-	-	-	0.48	-	18	-	-	-
Small Rectangle	2 3/8" (6cm)	-	-	-	0.698	-	-	-	-	-	-	-	-	1.43	-	27	-	-	-
Square	2 3/8" (6cm)	-	-	-	1.395	-	-	-	-	-	-	-	-	0.72	-	27	-	-	-
12" x 24" *	2 3/4" (7cm)	93.00			1.938	-	-	1.969	-	47.2	-	-	-	0.52	-	48	-	-	2,978
24" x 24" *	2 3/4" (7cm)	61.79			3.862	-	-	1.962	-	31.5	-	-	-	0.26	-	16	-	-	1,979
16" x 16"	2 3/4" (7cm)	82.67			1.722	-	-	1.312	-	63.0	-	-	-	0.58	-	48	-	-	2,646
8" x 16"	2 3/4" (7cm)	82.67			0.861	-	-	1.312	-	63.0	-	-	-	1.16	-	96	-	-	2,646
8" x 8"	2 3/4" (7cm)	82.67			0.431	-	-	0.656	-	126.0	-	-	-	2.32	-	192	-	-	2,646

Notes: Umbriano 24" and Random Bundle pavers are not suitable for vehicular applications. All measurements are nominal. Product is not sectionable and is shipped on a refundable skid. **Sold in full bundles only.** Product is not to be installed on stone dust. * 24" x 24" and 12" x 24" are available only by special order. Lead Time Required. Minimum quantities apply. Premium pricing applies. Important: Textured surfaces require a buffer between the plate compactor and the paver surface to prevent scuffing. Read the Polymeric Sand advisory on page 41. Contact your Unilock representative for additional information.

Internal Use Only. UMB NY

BELMURO™ WALL

ENDURACOLOR™
PLUS ARCHITECTURAL FINISHES

New
for 2016



AUTUMN SUNSET
SPECIAL ORDER



MIDNIGHT SKY
SPECIAL ORDER



SUMMER WHEAT
SPECIAL ORDER



WINTER MARVEL
SPECIAL ORDER

PRODUCT TECHNOLOGY

EasyClean™ Stain Resistance

An integral surface protection that allows for easier cleanup of spills when they happen, and before a stain can develop.

ColorFusion™

A proprietary technology that disperses color randomly for a natural, granite-like appearance.



FULL UNIT
20" x 10" x 6½"
50.5cm x 25.2cm
x 16.5cm
SPECIAL ORDER



HALF UNIT
10" x 10" x 6½"
25.2cm x 25.2cm
x 16.5cm
SPECIAL ORDER



CORNER UNIT
20" x 10" x 6½"
50.5cm x 25.2cm
x 16.5cm
SPECIAL ORDER



HALF CORNER UNIT
10" x 10" x 6½"
25.2cm x 25.2cm
x 16.5cm
SPECIAL ORDER

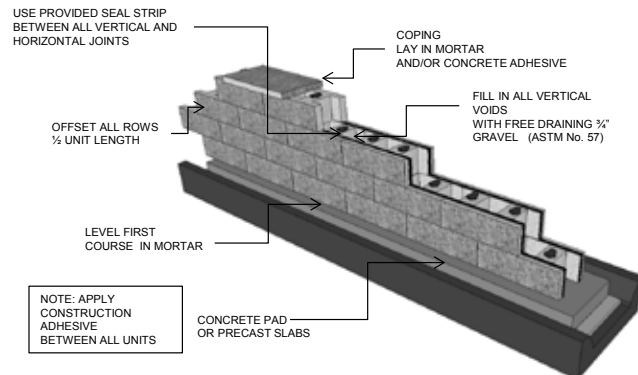


Stones & Bundling	Face Feet Per		Linear Feet Per		Units Per		Per Bundle		Lbs Per	
	Bundle	Unit	Bundle	Unit	Bundle	Face Feet	Layers	Sections	Unit	Bundle
Pickering Manufacturing										
Full Unit	21.31	0.888	-	-	24	1.13	-	-	63	1,503
Half Unit	10.65	0.444	-	-	24	2.25	-	-	31	747
Corner Unit	31.41	1.309	-	-	24	0.76	-	-	73	1,741
Half Corner Unit	21.07	0.878	-	-	24	1.14	-	-	41	985

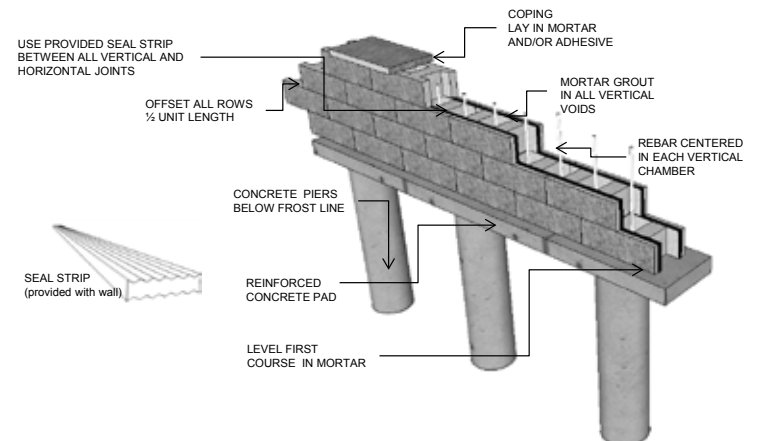
Notes: **ALL BELMURO WALL IS SPECIAL ORDER ONLY** - Full Bundles Only. Colors shown should be used only as a guide. Colors should always be chosen from actual samples. For coping options we recommend Ledgestone (page 27) or Natural Stone (page 34). All measurements are nominal. The Belmuro blocks are factory-produced concrete elements featuring two chambers arranged in a row. Any wall over 39" in height may be subject to permit requirements and engineering analysis. Always consult with your local authorities before beginning your project. As a rule of thumb, walls 2' high or less require a shallow excavation; otherwise you will require a deep excavation or the implementation of concrete piers (Sono tubes). This system should only be installed by trained, professional contractors to ensure a safe, consistent, reliable system that will be long-lasting. Contact your local representative for details. Retaining wall engineering software is also available free of charge at www.unilock.com.

Internal Use Only. BLM ON

FOR WALLS UNDER 28 INCHES IN HEIGHT



FOR WALLS 28 TO 39 INCHES IN HEIGHT



BRUSSELS DIMENSIONAL SYSTEM™



ALMOND GROVE



COFFEE CREEK



LIMESTONE



SANDSTONE



SIERRA



TERRA COTTA



NEW YORK BLEND



STANDARD
4" x 8" x 12"
10cm x 20cm x 30.5cm



TAPERED COPING
12" (9") x 3" x 12"
30.5cm (22.9cm) x 7.6cm
x 30.5cm



9" UNIT
9" (6") x 4" x 8"
22.9cm (15.2cm) x 10cm
x 20cm



12" UNIT
12" (9") x 4" x 8"
30.5cm (22.9cm) x 10cm
x 20cm



15" UNIT
15" (12") x 4" x 8"
38.1cm (30.5cm) x 10cm
x 20cm

Individual units cannot be sold separately

Wall Bundle



Stones & Bundling	Face Feet Per		Linear Feet Per		Units Per		Per Bundle		Lbs Per	
	Bundle	Unit	Bundle	Unit	Bundle	Face Feet	Layers	Sections	Unit	Bundle
Uxbridge Manufacturing										
Coping Rammed	24.00	0.250	81.00	0.844	96	4.00	8		30	2,902
Standard Corner	36.00	0.333	108.00	1.000	108	3.00		6	30	3,274
Wall Tapered Bundle:	30.00		-	-	90	3.00		5		2,320

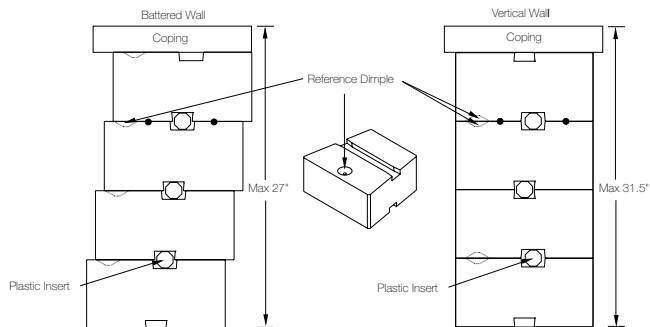
Notes: Maximum height 27"-31.5" depending on site conditions. Maximum height for planter wall is 16" (under optimal conditions). To construct higher walls, contact a Unilock representative. Product is installed using Unilock Adhesive to secure corners and top row units. Weathered finish.

*20.9 sq. ft. face per bundle based on random pattern creating 12" solid wall. 32 sq. ft. face per bundle based on running bond creating 8" deep wall.

Tapered Bundle: Connector units provided with every bundle of product. Double-sided wall is 26.25 face feet per bundle.

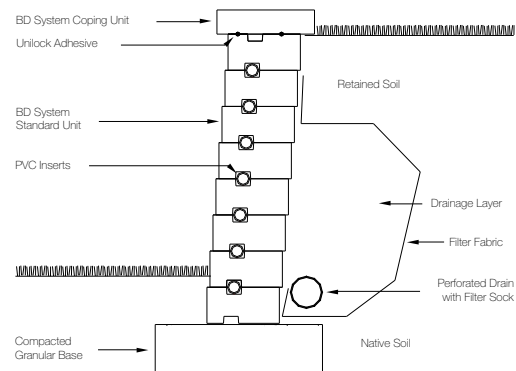
Internal Use Only. BDS UX

SET BACK &
VERTICAL WALL



All cross sections are examples, and must not be used for construction.

GRAVITY WALL



All cross sections are examples, and must not be used for construction.

CONCORD WALL™



ALMOND GROVE




GRANITE



SIERRA



TAPERED
8" x 6" x 12"
20cm x 15cm x 30cm




1 1/2 UNIT
12" x 6" x 10"
30cm x 15cm x 25cm



1/2 UNIT
4" x 6" x 12"
10cm x 15cm x 30cm



CORNER
12" x 6" x 8"
30cm x 15cm x 20cm



COPING / STEP TREAD
24" x 3" x 12"
60cm x 7.5cm x 30cm



WEDGE CAP UNIT
3 1/3" x 9 5/8" (8 5/8") x 13"
8.6cm x 24.8cm x 33cm



XL UNIT*
16" x 6" x 12"
40cm x 15cm x 30cm



Stones & Bundling	Face Feet Per		Linear Feet Per		Units Per		Per Bundle		Lbs Per	
	Bundle	Unit	Bundle	Unit	Bundle	Face Feet	Layers	Sections	Unit	Bundle
Uxbridge Manufacturing										
Corner Unit	15.00	0.833	-	-	18	1.20	3		43	820
Wall 1/2 Unit (single unit*)	20.00	0.167	-	-	120	6.00	6		24	2,880
Wall 1 1/2 Unit (single unit*)	20.00	0.556	-	-	36	1.80	3		65	2,340
Wall Tapered Unit	20.00	0.333	-	-	60	3.00	3		43	2,580
XL Tapered Unit	21.33	0.667	-	-	32	1.50	4		77	2,419
Coping/Step Tread - 24"			64.00	4.000	16			2	145	2,320
Wedge Cap (single units) (64 face feet)	64.00	0.667	60.00	0.625	96	1.50	8			2,544

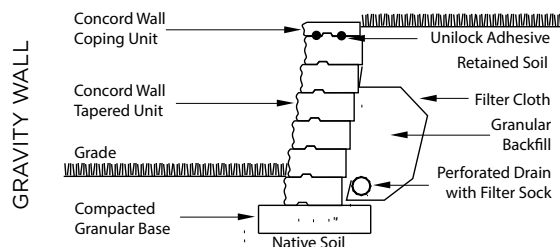
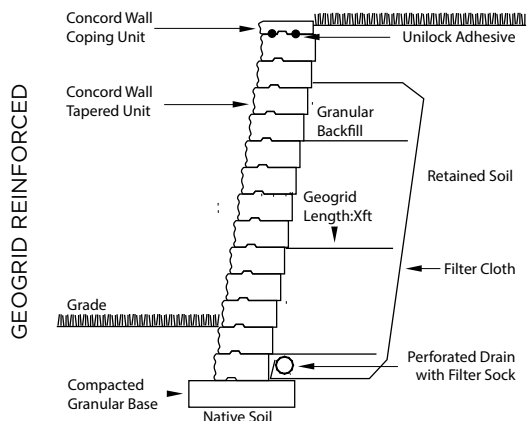
Notes: Maximum height without setback 36" (under optimum conditions). Maximum height with setback is 42" (under optimum conditions). Higher walls can be achieved using geogrid reinforcement.

Tapered units will allow for a minimum 7ft. outside radius. Wedge cap radius = 7', contains 8 Closed-end units per bundle. Closed-end not sold separately. All Concord Wall™ is layered and shipped on refundable skid. Step Tread is sectioned. Closed-end step tread is available.

Unilock, through Risi Stone Systems International, can provide preliminary site engineering for most commercial projects.

Soils information, site drawings, and loading requirements are some of the information details required in order to provide this preliminary site engineering. Contact your local Unilock Representative for details. Retaining wall engineering software is also available free of charge at www.unilock.com.

Internal Use Only. CWL UX




All cross sections are examples, and must not be used for construction.

Cross sections are examples, and must not be used for construction.



NATURAL



STANDARD
72" x 12" x 24"
183cm x 30cm x 60cm
SPECIAL ORDER




CORNER 90°
60" x 12" x 24"
152cm x 30cm x 60cm
SPECIAL ORDER



COPING
72" x 12" x 24"
183cm x 30cm x 60cm
SPECIAL ORDER



CLOSED-END COPING
72" x 12" x 24"
183cm x 30cm x 60cm
SPECIAL ORDER



TIE-BACK
72" x 12" x 24"
183cm x 30cm x 60cm
SPECIAL ORDER



1/2 COPING
36" x 12" x 24"
91.5cm x 30cm x 60cm
SPECIAL ORDER



CORNER 45°
60" x 12" x 24"
152cm x 30cm x 60cm
SPECIAL ORDER
(Right Corner Shown)



1/2 STANDARD
36" x 12" x 24"
91.5cm x 30cm x 60cm
SPECIAL ORDER



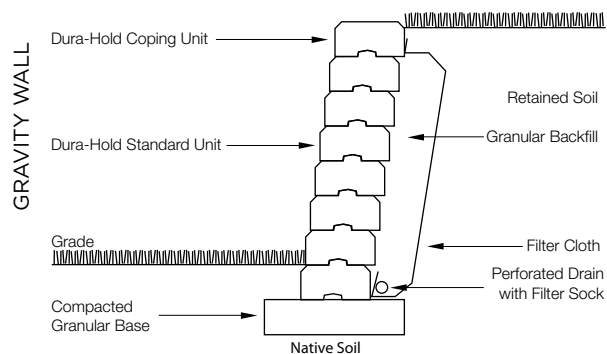
Stones & Bundling	Face Feet Per		Linear Feet Per		Units Per		Per Bundle		Lbs Per	
	Bundle	Unit	Bundle	Unit	Bundle	Face Feet	Layers	Sections	Unit	Bundle
Gormley Manufacturing										
Standard		6.024	-	6.000		0.17			1,680	
1/2 Standard		3.003	-	-	1	0.33			800	800
Tie-back		1.170	-	-	1	0.86			1,660	1,660
Coping* (Closed-End)		6.024	6.02	6.024	1	0.17			1,560	1,560
Coping*		6.024	6.02	6.024	1	0.17			1,560	1,560
1/2 Coping		3.003	3.00	3.003	1	0.33			780	780
Corner 90° (left or right)		7.042	-	-		0.14			1,320	
Corner 45° (left or right)		7.042	-	-	1	0.14			1,480	1,480

Notes: **ALL DURAHOLD® IS SPECIAL ORDER ONLY. Lead Time Required. Minimum quantities apply.**

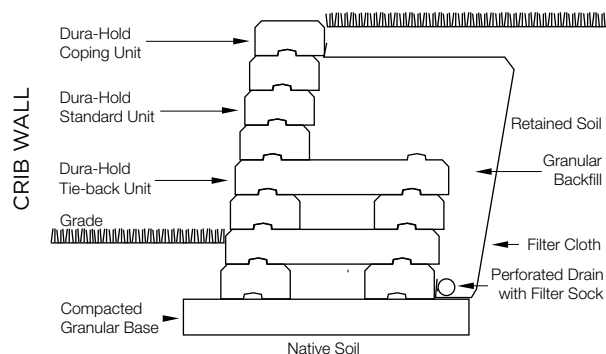
*Closed-end coping units are available and are closed on both ends so that they may be used as left or right. Tie-back units are reinforced with steel. 1/2 Standard Units are slightly tapered and can be used to create a 45 foot radius. Refer to terms and conditions for placement rates.

Unilock, through Risi Stone Systems International, can provide you with preliminary site engineering for most commercial projects. Soils information, site drawings, and loading requirements are some of the information details required in order to provide you with this engineering. Contact your local representative for details. Retaining wall engineering software is also available free of charge at www.unilock.com. All measurements are nominal.

Internal Use Only. DH1 ON



Cross sections are examples, and must not be used for construction.



Cross sections are examples, and must not be used for construction.

DURAHOLD2®



NATURAL



STANDARD
72" x 12" x 14"
183cm x 30cm x 36m
SPECIAL ORDER



COPING
72" x 12" x 14"
183cm x 30cm x 36m
SPECIAL ORDER



CLOSED-END COPING
72" x 12" x 14"
183cm x 30cm x 36m
SPECIAL ORDER



TIE-BACK
72" x 12" x 14"
183cm x 30cm x 36m
SPECIAL ORDER



CORNER 90°
36" x 12" x 14"
90cm x 30cm x 36m
SPECIAL ORDER
(Right Corner Shown)



Stones & Bundling	Face Feet Per		Linear Feet Per		Units Per		Per Bundle		Lbs Per	
	Bundle	Unit	Bundle	Unit	Bundle	Face Feet	Layers	Sections	Unit	Bundle
Gormley Manufacturing										
Coping Closed End 72"		5.988	-	6.000		0.17			820	
Coping 72"		5.988	-	6.000		0.17			884	
Corner 90° (left or right)		4.167	-	-		0.24			460	
Wall Standard		5.988	-	6.000		0.17			940	
Wall Tieback		1.170	-	1.170		0.86			940	

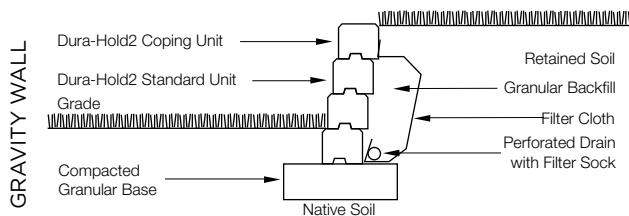
Notes: **ALL DURAHOLD2® IS SPECIAL ORDER ONLY. Lead Time Required. Minimum quantities apply.**

*Closed-end coping units are available and are closed on both ends so that they may be used as lefts or rights. Tie-back units are reinforced with steel. Refer to terms and conditions for placement rates.

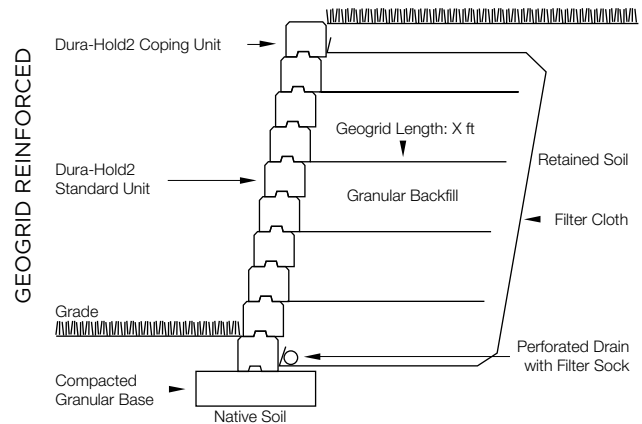
For DuraHold and DuraHold2, Unilock, through Risi Stone Systems International, can provide preliminary site engineering for most commercial projects. Soils information, site drawings, and loading requirements are some of the information details required in order to provide this preliminary site engineering. Contact your local Unilock representative for details. Retaining wall engineering software is also available free of charge at www.unilock.com.

All measurements are nominal.

Internal Use Only. DH2 ON



Cross sections are examples, and must not be used for construction.



Cross sections are examples, and must not be used for construction.

LEDGESTONE™ STEPS & COPING



BUFF



GREY



BLUE

PRODUCT TECHNOLOGY

Reala™ Surface Technology


Ultra-realistic textures cast from natural stone, brick and historic cobblestones.



PILLAR CAP
24" x 24" x 3½"
61cm x 61cm x 9cm




PILLAR CAP
29" X 29" X 4"
74cm X 74cm X 10cm



COPING UNIT
12" x 24" x 2¾"
30.5cm x 61cm x 7cm



CLOSED-END COPING
12" x 24" x 2¾"
30.5cm x 61cm x 7cm



FULLNOSE UNIT
12" x 24" x 1¾"
30.5cm x 61cm x 4.5cm



36" LEDGESTONE STEP
36" x 18" x 6"
91.4cm x 45.7cm x 15.2cm



48" LEDGESTONE STEP
48" x 24" x 6"
122cm x 61cm x 15.2cm



72" LEDGESTONE STEP
72" x 24" x 6"
183cm x 61cm x 15.2cm

Ledgestone Steps
only available in
Buff & Grey

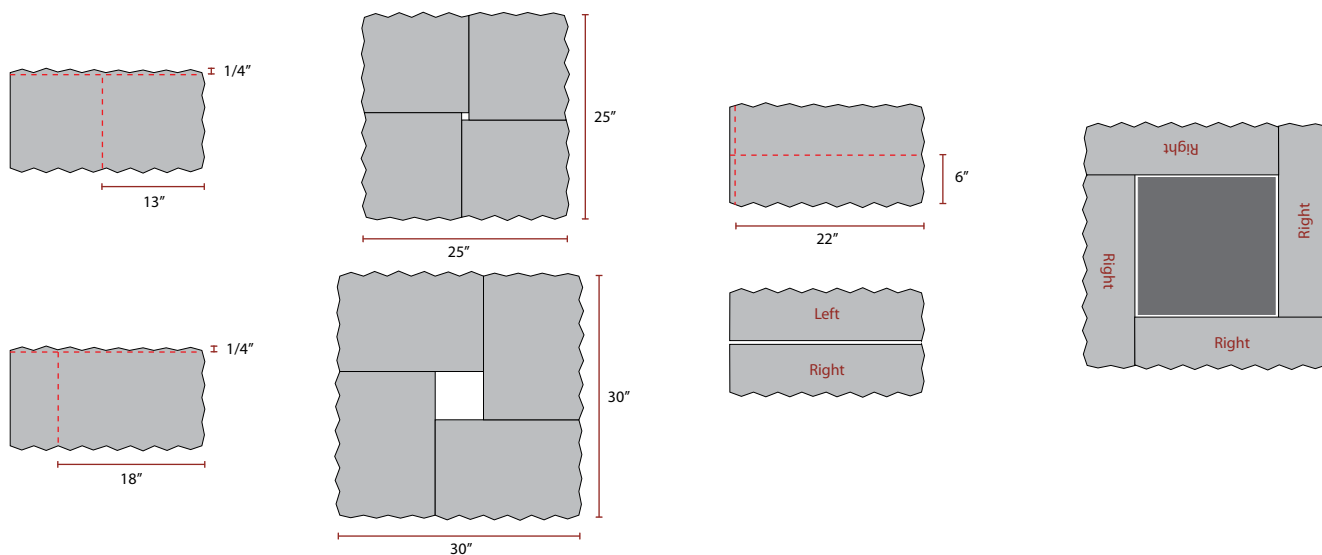


Stones & Bundling	Face Feet Per		Linear Feet Per		Units Per		Per Bundle		Lbs Per	
	Bundle	Unit	Bundle	Unit	Bundle	Face Feet	Layers	Sections	Unit	Bundle
Chicago Manufacturing										
Fullnose			32.00	2,000	16				42	667
Closed End Coping 12"			24.00	2,000	12				66	796
Coping			24.00	2,000	12				64	772
Step 36"	4.50	1,499	9.00	3,000	3	0.67			327	982
Step 48"	6.00	2,000	12.00	4,000	3	0.50			574	1,721
Step 72"	9.01	3,003	18.00	6,000	3	0.33			860	2,581
Pillar Cap - 24" x 24"			10.00	2,000	5			5	172	862
Pillar Cap - 29" x 29"			-	-	5			5	302	1,510

Notes: 4 Ledgestone™ Closed-end coping units can be used to cap pillars larger than 20". That leaves a small opening for lighting. All caps require a skid that is refundable upon return in good condition. All measurements are nominal.

Internal Use Only, LDG CH

Oversized Pillar Coping Options



ESTATE WALL®



ALMOND GROVE



GRANITE



SIERRA



WALNUT
NEW FOR 2016



CORNER
4" x 12" x 9"
10cm x 30cm x 22.8cm



COPING
3" x 12" (9") x 12"
7.5cm x 30cm (22.8cm) x 30cm



COPING
3" x 12" (11") x 12"
7.5cm x 30cm (28cm) x 30cm

Individual units cannot
be sold separately

Coping Bundle



LARGE WEDGE
4" x 16" (13¾") x 9"
10cm x 40cm (35cm) x 22.8cm



MEDIUM WEDGE
4" x 12" (10") x 9"
10cm x 30cm (25cm) x 22.8cm



SMALL WEDGE
4" x 8" (6") x 9"
10cm x 20cm (15cm) x 22.8cm

Individual units cannot
be sold separately

4" Wall Bundle



LARGE WEDGE
3" x 16" (13¾") x 9"
7.5cm x 40cm (35cm) x 22.8cm



MEDIUM WEDGE
3" x 12" (10") x 9"
7.5cm x 30cm (25cm) x 22.8cm



SMALL WEDGE
3" x 8" (6") x 9"
7.5cm x 20cm (15cm) x 22.8cm

Individual units cannot
be sold separately

3" Wall Bundle NEW



3" CORNER NEW
3" x 12½" x 9"
7.5cm x 31.7cm x 22.8cm



LARGE WEDGE
6" x 16" (13¾") x 9"
15cm x 40cm (35cm) x 22.8cm



MEDIUM WEDGE
6" x 12" (10") x 9"
15cm x 30cm (25cm) x 22.8cm



SMALL WEDGE
6" x 8" (6") x 9"
15cm x 20cm (15cm) x 22.8cm

Individual units cannot
be sold separately

6" Wall Bundle NEW



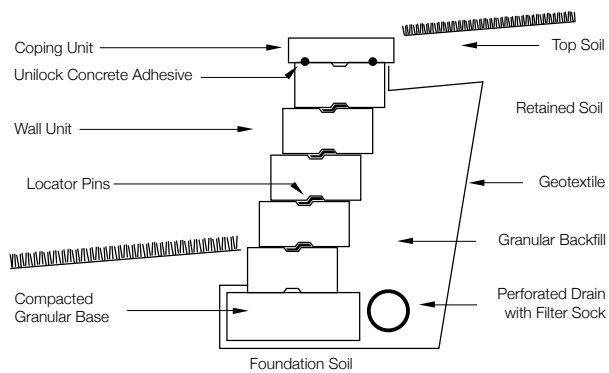
6" CORNER NEW
6" x 12½" x 9"
15cm x 31.7cm x 22.8cm

Stones & Bundling	Face Feet Per		Linear Feet Per		Units Per		Per Bundle		Lbs Per	
	Bundle	Unit	Bundle	Unit	Bundle	Face Feet	Layers	Sections	Unit	Bundle
Uxbridge Manufacturing										
Coping 12"	14.70	0.233	56.87	0.903	63	4.29	7		-	2,060
Corner Unit 4"	16.00	0.333	14.70	0.306	48	3.00	6		33	1,595
Corner Unit 3"	16.38	0.256	66.56	1.040	64	3.91	8		29	1,828
Corner Unit 6"	16.38	0.512	33.28	1.040	32	1.95	4		54	1,743
Standard 4" Wall Bundle:	24.00	0.333	-	-	72	3.00		6	30	2,177
Large Wedge	4.92	0.205	31.49	1.312	24	4.88				
Medium Wedge	4.92	0.205	23.62	0.984	24	4.88				
Small Wedge	4.92	0.205	15.74	0.656	24	4.88				
Standard 3" Wall Bundle:	25.12	0.262	100.00	1.042	96	3.82		4	23	2,209
Large Wedge	10.02	0.313	39.87	1.246	32	3.19				
Medium Wedge	8.32	0.260	33.57	1.049	32	3.85				
Small Wedge	6.66	0.208	26.24	0.820	32	4.80				
Standard 6" Wall Bundle:	31.25	0.521	62.50	1.042	60	1.92		4	49	2,926
Large Wedge	12.50	0.625	24.92	1.246	20	1.60				
Medium Wedge	10.42	0.521	20.98	1.049	20	1.92				
Small Wedge	8.34	0.417	16.40	0.820	20	2.40				

Notes: Product is layered and shipped on refundable skids. *24 sq.ft face per bundle based on single-sided layout. 18 sq. ft. face per bundle based on double-sided layout. Maximum height for vertical installation - 21" (under optimum conditions). Maximum height for setback installation - 31.5" including the stone in the ground (under optimum conditions). All measurements are nominal.

Internal Use Only. EWL UX

TYPICAL RETAINING WALL CROSS SECTION

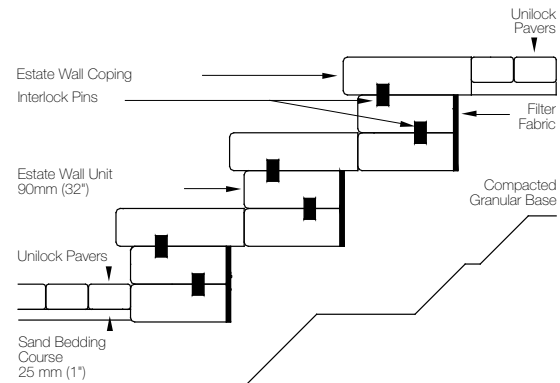


For setback application - Place device perpendicular to channel with round section facing the back of the unit



Maximum Height (setback installed) = 31.5"
Maximum Height (vertical installed) = 21"

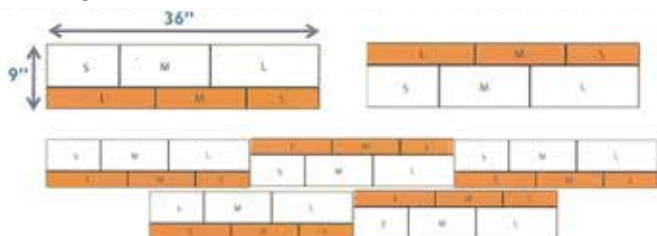
TYPICAL SEAT WALL CROSS SECTION



For vertical application - Place device parallel to channel



Retaining Wall Patterns

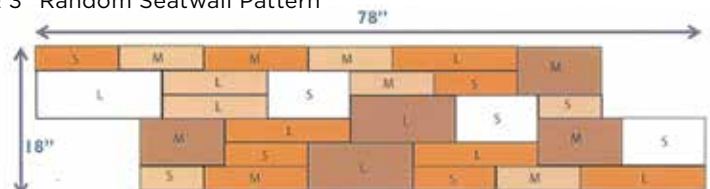


Minimum Outside Radius = 48"
Maximum height for vertical installation - 21"
(Under optimum conditions)

This pattern is a 66% mix of 6" and 33% of 3".

**For more information please consult the Estate Wall installation booklet.

6" & 3" Random Seatwall Pattern



LINEO DIMENSIONAL STONE™



ALMOND GROVE



LIMESTONE



SIERRA



PILLAR UNIT
16" X 8" X 4"
40CM X 20CM X 10CM

For Lineo Dimensional Stone, we recommend using LedgeStone™ 29"x29" Pillar Cap. Available in Buff & Grey only.



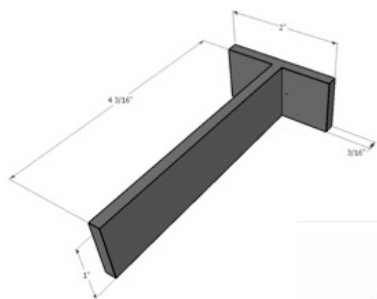
				Random Bundle Individual units cannot be sold separately
XL RECTANGLE 24" x 8" x 4" 60cm x 20cm x 10cm	LARGE RECTANGLE 20" x 8" x 4" 50cm x 20cm x 10cm	RECTANGLE 16" x 8" x 4" 40cm x 20cm x 10cm	SMALL RECTANGLE 12" x 8" x 4" 30cm x 20cm x 10cm	

Stones & Bundling	Face Feet Per		Linear Feet Per		Units Per		Per Bundle		Lbs Per	
	Bundle	Unit	Bundle	Unit	Bundle	Face Feet	Layers	Sections	Unit	Bundle
Brewster Manufacturing										
Pillar Unit	47.68	0.662	-	-	72	1.51			39	2,821
Wall Random Bundle:	29.22		89.06		60			3	44	2,643
Large Rectangle	8.23	0.549	25.10	1.673	15	1.82				
Rectangle	6.46	0.431	19.68	1.312	15	2.32				
Small Rectangle	4.84	0.323	14.76	0.984	15	3.10				
XL Rectangle	9.69	0.646	29.52	1.968	15	1.55				

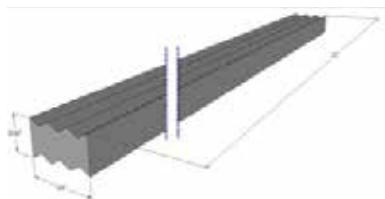
Notes: **Sold in full bundle only.** For coping options, we recommend using Natural Stone or LedgeStone. All measurements are nominal.

Internal Use Only. LDS NY

Shadow Box - Spacers (supplied with bundle of product)



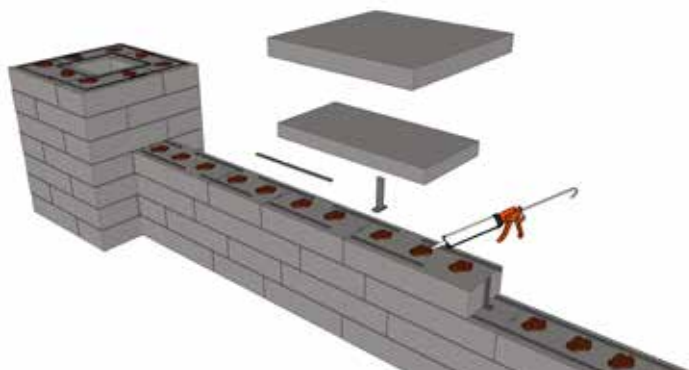
"T" Spacers
1" x 4 3/16" x 2"



"Strip" Spacers
3/16" x 3/8" x 22"

Adhesive "mound" is placed every 4 inches apart.

Mound must be minimum 3/8" high so that the top and bottom are securely adhered.




RIVERCREST® WALL



COASTAL SLATE



BUFF



LONG COPING
22" x 11" x 2 1/4"
56cm x 28cm x 5.7cm



LONG CORNER UNIT
12" x 9-10" x 2 1/4"
31cm x 23-25cm x 5.7cm



SHORT CORNER UNIT
10" x 9-10" x 2 1/4"
25cm x 23-25cm x 5.7cm

Random Bundle
Individual units cannot
be sold separately



STANDARD UNIT 1
8" x 9-10" x 2 1/4"
20cm x 23-25cm
x 5.7cm



STANDARD UNIT 2
12" x 9-10" x 2 1/4"
31cm x 23-25cm
x 5.7cm



STANDARD UNIT 3
12" x 9-10" x 2 1/4"
31cm x 23-25cm
x 5.7cm



STANDARD UNIT 4
17" x 9-10" x 2 1/4"
42.5cm x 23-25cm
x 5.7cm

Random Bundle
Individual units cannot
be sold separately

PRODUCT TECHNOLOGY

Reala™ Surface Technology

Ultra-realistic textures cast from natural stone, brick and historic cobblestones.



JUMPER UNIT 1
8" x 9-10" x 4 1/2"
20cm x 23-25cm
x 11.4cm



JUMPER UNIT 2
12" x 9-10" x 4 1/2"
31cm x 23-25cm
x 11.4cm



JUMPER UNIT 3
12" x 9-10" x 4 1/2"
31cm x 23-25cm
x 11.4cm



JUMPER UNIT 4
17" x 9-10" x 4 1/2"
42.5cm x 23-25cm
x 11.4cm

Jumper Bundle
Individual units cannot
be sold separately



PILLAR UNIT
20" x 20" x 4 1/2"
50cm x 50cm x 11.4cm
Pillar Cap sold separately



RAPID PILLAR SYSTEM



JUMPER CORNER UNIT
12" x 9-10" x 4 1/2"
31cm x 23-25cm x 11.4cm

Stones & Bundling	Face Feet Per		Linear Feet Per		Units Per		Per Bundle		Lbs Per	
	Bundle	Unit	Bundle	Unit	Bundle	Face Feet	Layers	Sections	Unit	Bundle
Units & Coping - Ayr Manufacturing - Jumpers, Pillar units Manufactured in Georgetown										
Coping	16.70	0.348	89.10	1.86	48	2.87	8	-	43	2,090
Corner Unit Bundle:	20.92	-	-	-	64	-	4	-	-	1,232
Long Corner Unit	16.10	0.335	85.92	1.79	48	2.99	-	-	20.4	-
Short Corner Unit	4.80	0.300	25.44	1.59	16	3.33	-	-	16.7	-
Corner Jumper Unit	12.20	0.38	32.54	1.01	32	2.63	4	-	40	1,280
Wall Jumper Bundle:	24.30	-	-	-	64	-	4	-	-	2,720
Jumper Unit 1	3.9	0.24	10.49	0.658	16	4.17	-	-	30	-
Jumper Unit 2	6.1	0.38	16.27	1.01	16	2.63	-	-	40	-
Jumper Unit 3	6.1	0.38	16.27	1.01	16	2.63	-	-	40	-
Jumper Unit 4	8.2	0.5	22.00	1.375	16	2.00	-	-	60	-
Wall Standard Bundle:	24.30	-	130.2	-	128	-	8	-	-	1,990
Standard Unit 1	3.9	0.12	20.99	0.656	32	8.33	-	-	9.4	-
Standard Unit 2	6.1	0.19	32.54	1.017	32	5.26	-	-	14.7	-
Standard Unit 3	6.1	0.19	32.54	1.017	32	5.26	-	-	14.7	-
Standard Unit 4	8.2	0.25	44.61	1.394	32	4.00	-	-	14.7	-
Pillar Unit - 20" x 20"	-	-	-	-	8	-	-	-	125	1,000

Notes: **Sold in full bundles only.** Rivercrest is recommended for walls under 2ft. Ideal for straight or curved walls, seat walls, pillars, tree rings, planters, firepits and grill islands. Integrated connectors require no pins or clips. Minimum radius using equal amounts of each unit is 1.25m / 4.1ft. Using only unit 1 & 3 a 1.055m / 3.5ft radius can be achieved. For more information, please consult the Rivercrest installation booklet.

Unilock, through Risi Stone Systems International, can provide preliminary site engineering for most commercial projects. Soils information, site drawings, and loading requirements are some of the information details required in order to provide this preliminary site engineering. Contact your local Unilock representative for details. Retaining wall engineering software is also available free of charge at www.unilock.com.

Internal Use Only. RVC ON

UNILOCK

ROMAN WALL®



SIERRA



1/2 UNIT
4" x 6" x 12"
10cm x 15cm x 30cm



ROMAN CAP
9³/₄" x 3¹/₃" x 13"
25cm x 8.5cm x 33cm




	Face Feet Per		Linear Feet Per		Units Per		Per Bundle		Lbs Per	
Stones & Bundling	Bundle	Unit	Bundle	Unit	Bundle	Face Feet	Layers	Sections	Unit	Bundle
Uxbridge Manufacturing										
Corner - LAYERED*	20.00	0.833	-	-	24	1.20	3		44	1,073
½ Unit	20.00	0.167	-	-	120	6.00		4	24	2,880
1½ Unit	20.00	0.556	-	-	36	1.80		3	65	2,340
Tapered	20.00	0.333	-	-	60	3.00		4	48	2,880
Roman Cap - LAYERED*	64.00	0.667	60.00	0.625	96	1.50	8		27	2,210

Notes: Maximum height: 36" (under optimum conditions). Higher walls can be achieved using geogrid reinforcement. Tapered units allow for a minimum 5' radius. Corners are rammed/layered.

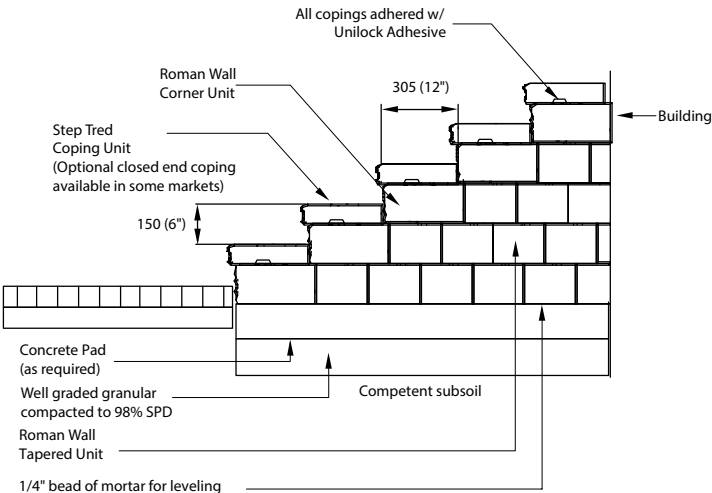
Unilock, through Risi Stone Systems International, can provide preliminary site engineering for most commercial projects. Soils information, site drawings, and loading requirements are some of the information details required in order to provide this preliminary site engineering. Contact your local Unilock representative for details. Retaining wall engineering software is also available free of charge at www.unilock.com.

Internal Use Only. RWL UX



ROMAN WALL® 3 SIZE LAYING PATTERN

Tapered units - 41% of the face area OR 43% of the number of units
 1 1/2 units - 47% of the face area OR 32% of the number of units
 Half units - 12% of the face area OR 25% of the number of units



Note: Poor site conditions can affect the stability of the structure. Consult a qualified professional engineer to determine site specific construction details.



SIERRA




NATURAL



GRANITE **


** AVAILABLE IN
48" COPING ONLY




STANDARD 925
39" x 7 1/4" x 36 1/2"
100cm x 18.5cm
x 92.5cm
SPECIAL ORDER



STANDARD 500
39" x 7 1/4" x 20"
100cm x 18.5cm
x 50cm



STANDARD 333
39" x 7 1/4" x 13 1/2"
100cm x 18.5cm
x 33cm



CORNER 90° (left & right)
36 1/2" x 7 1/4" x 20"
92.5cm x 18.5cm
x 50cm



CORNER 45° (left & right)
43 1/3" x 7 1/4" x 20"
110cm x 18.5cm x 50cm
SPECIAL ORDER



COPING
39" x 7 1/4" x 20"
100cm x 18.5cm
x 50cm



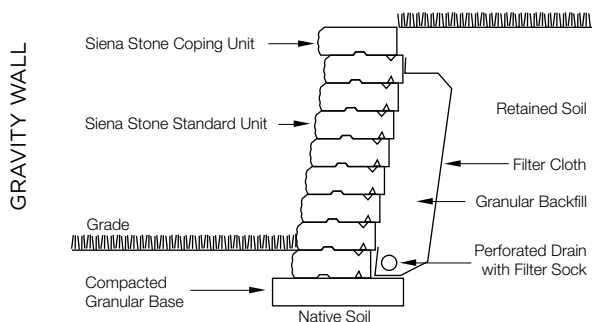
CLOSED-END COPING **
48" x 7 1/4" x 20"
120cm x 18.5cm
x 50cm

Stones & Bundling	Face Feet Per		Linear Feet Per		Units Per		Per Bundle		Lbs Per	
	Bundle	Unit	Bundle	Unit	Bundle	Face Feet	Layers	Sections	Unit	Bundle
Gormley Manufacturing										
Coping Closed End 48"	14.49	2,415	24.00	4,000	6	0.41		3	570	3,420
Coping 39" (single unit)	12.00	2,000	19.50	3,250	6	0.50		3	463	2,780
Corner 90° (single unit)	17.19	2,865	-	-	6	0.35		3	477	2,862
Wall 333 (single unit)	18.00	2,000	-	-	9	0.50		3	318	2,862
Wall 500 - 39" (single unit)	12.00	2,000	-	-	6	0.50		3	477	2,862
Wall 925 - 39" (single unit)	6.00	2,000	-	-	3	0.50		3		2,862

Notes: Full product line is available only in Natural. **Closed-end 48" coping only: Brown, Granite, Natural, Nevada

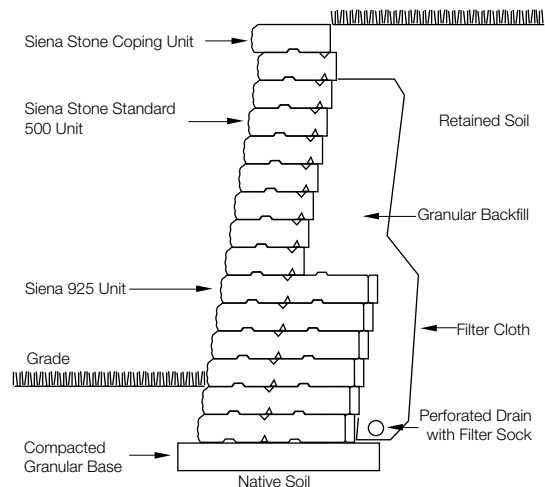
*Special Order for Standard 925, and Corner units (45°). Lead Time Required. Minimum quantities apply. Siena Standard 500, Corner, and Coping are available in Natural as a regularly stocked item. Closed-end coping units can be used to construct steps. Custom color available (minimums apply). All measurements are nominal. Unilock, through Risi Stone Systems International, can provide preliminary site engineering for most commercial projects. Soils information, site drawings, and loading requirements are some of the information details required in order to provide you preliminary site engineering. Contact your local Unilock Representative for details. Retaining wall engineering software is also available free of charge from www.unilock.com.

Internal Use Only. SST_NE, SST_CECOP_ON



Cross sections are examples, and must not be used for construction.

GRAVITY 500 AND 925 WALL



Cross sections are examples, and must not be used for construction.

NATURAL STONE

SANDSTONE



AUTUMN HARVEST



GREYFIELD



INDIAN COAST



NIAGARA VALLEY



PRAIRIE ROSE



SILVER BIRCH



STONE CLIFF GREY

LIMESTONE



BLACK RIVER



HEARTHSTONE



MIDNIGHT SHADOW




RENAISSANCE GOLD
(SEE CHART FOR SIZES)




WINTER MIST



Fair
stone



12" x 24" x 7/8"
30cm x 60cm x 2.2cm



18" x 24" x 7/8"
45cm x 60cm x 2.2cm



24" x 24" x 7/8"
60cm x 60cm x 2.2cm




24" x 36" x 7/8"
60cm x 90cm x 2.2cm

NATURAL EDGE COPING
AVAILABLE IN:
BLACK RIVER ONLY IN
LIMESTONE AND ALL
SANDSTONE COLORS



12" x 48" x 2"
30cm x 120cm x 5cm

NATURAL EDGE STEP
AVAILABLE IN:
BLACK RIVER ONLY IN
LIMESTONE AND ALL
SANDSTONE COLORS



16" x 48" x 6"
15cm x 120cm x 15cm

FULLNOSE COPING
AVAILABLE IN:
BLACK RIVER ONLY IN
LIMESTONE AND ALL
SANDSTONE COLORS



12" x 48" x 2"
30cm x 120cm x 5cm

PILLAR CAP
AVAILABLE IN:
BLACK RIVER ONLY IN
LIMESTONE AND ALL
SANDSTONE COLORS



24" x 24" x 2.5"
60 cm x 60cm x 6.4cm

NATURAL STONE cont'd

Sandstone and Limestone Slab Data

Stones & Bundling	Unit Thickness	SqFt/ Crate	SqFt/ Stone	Units/ SqFt	Units/ Crates	Lbs/ Unit	Lbs/ Crate
12" x 24"	0.87" (2.2cm)	180	2	0.5161	90	23.13	2149
18" x 24"	0.87" (2.2cm)	186	3	0.3441	62	34.71	2,152
24" x 24"	0.87" (2.2cm)	160	4	0.2581	40	46.28	1,851
24" x 36"	0.87" (2.2cm)	180	6	0.1720	30	69.40	2,082

Renaissance Gold Data

Stones & Bundling	Unit Thickness	SqFt/ Crate	SqFt/ Stone	Units/ SqFt	Units/ Crates	Lbs/ Unit	Lbs/ Crate
11" x 22"	0.87" (2.2cm)	151	1.7	0.5950	90	20.07	1,806
16.5" x 22"	0.87" (2.2cm)	156	2.5	0.3967	62	30.10	1,866
22" x 22"	0.87" (2.2cm)	134	3.4	0.2975	40	40.06	1,602
22" x 33"	0.87" (2.2cm)	151	5.0	0.1983	30	60.20	1,806

Natural Edge Coping Data

Stones & Bundling	Unit Thickness	Face Ft/ Crate	Linear Ft/ Crate	Linear Ft/ Unit	Units/ Crates	Lbs/ Unit	Lbs/ Crate
12" x 48"	2" (5cm)	-	80	4	20	105.82	2,116
12" x 72"	2" (5cm)	-	72	6	12	158.73	1,905
16" x 48"	2" (5cm)	-	64	4	16	141.09	2,258
16" x 72"	2" (5cm)	-	60	6	10	209.44	2,094

Steps Data

Stones & Bundling	Unit Thickness	Face Ft/ Crate	Linear Ft/ Crate	Linear Ft/ Unit	Units/ Crates	Lbs/ Unit	Lbs/ Crate
16" x 48"	6" (15cm)	32	24	4	6	421.08	2,526
16" x 72"	6" (15cm)	32	24	6	4	628.31	2,513

Fullnose Coping Data

Stones & Bundling	Unit Thickness	Face Ft/ Crate	Linear Ft/ Crate	Linear Ft/ Unit	Units/ Crates	Lbs/ Unit	Lbs/ Crate
12" x 48"	2" (5cm)	-	80	4	20	105.82	2,116
12" x 72"	2" (5cm)	-	72	6	12	158.73	1,905

Pillar Cap Data

Stones & Bundling	Unit Thickness	Face Ft/ Crate	Linear Ft/ Crate	Linear Ft/ Unit	Units/ Crates	Lbs/ Unit	Lbs/ Crate
24" x 24"	2.5" (6.5cm)	-	-	-	14	136.6	1,913.61

PORCELAIN



TRAVSTONE BEIGE



TRAVSTONE NOCE



GOTHAM NERO



GOTHAM BEIGE



GOTHAM GREY



EPOKAL BEIGE
SCURO*



EPOKAL GREY*



EPOKAL BEIGE*



DAVINCI DRIFTWOOD



DAVINCI BIRCH




BEOLA BIANCA




GOLDEN STONE



GRAUSTEIN



24" x 24" x 3/4"
60cm x 60cm x 2cm



16" x 32" x 3/4"
60cm x 60cm x 2cm
* EPOKAL ONLY

Stones & Bundling	Unit Thickness	SqFt/ Unit	SqFt/ Box	Boxes/ Pallet	Units/ Box	SqFt/ Pallet	Lbs/ SqFt	Units/ Pallet	Lbs/ Box	Lbs/ Pallet
DelConca USA										
24" x 24" (60cm x 60cm):										
Travestone Beige & Noce	.75" (2cm)	3.875	-	-	-	255.75	9.23	66	-	2,360
Gotham Beige, Grey & Nero	.75" (2cm)	3.875	-	-	-	255.75	9.23	66	-	2,360
DelConca Italy										
16" x 32" (40cm x 60cm):										
Epokal Beige Scuro, Grey & Beige	.75" (2cm)	3.445	6.89	24	2	165.36	9.04	48	62.3	1,541
24" x 24" (60cm x 60cm):										
DaVinci Birch & Driftwood	.75" (2cm)	3.875	7.75	32	2	248	9.04	64	70.1	2,292.77
Caesar										
24" x 24" (60cm x 60cm):										
Beola Bianca, Golden Stone & Graustein	.75" (2cm)	3.875	7.75	30	2	232.5	9	60	72.6	2,178

Notes: Refer to metric measurements; all imperial measurements are nominal. **Product is sold in full boxes only. For pedestal applications, please contact your Unilock Territory Manager.**

UNILOCK ELEMENTS



TUSCANY Fireplace with Water Feature
(Sierra with Copthorne®)



BARCELONA Fireplace with Water Feature
(Almond Grove with Richcliff®) **SPECIAL ORDER**



TUSCANY Kitchen with Grill Island (Sierra with Copthorne®)



MODA
SPECIAL ORDER



BELLA
SPECIAL ORDER



FIREPLACE

Two piece set (base and chimney), comes with stainless fire box, pipe, and metal termination cap. (Upgraded termination cap available.) 5620 lbs.



WOOD BOXES

Sold as a set of two and flank either side of the gas or standard fireplace. 3750 lbs per set.



HEARTH

Hearth with gentle curved front. 1025 lbs.



GRILL ISLAND

Grill Island sold without grills and doors. Call Unilock for grill options. 3800 lbs

All Unilock Elements are available in TUSCANY or BARCELONA Styles with the custom accents seen below.

CUSTOM ACCENTS



Copthorne®



Courtstone®



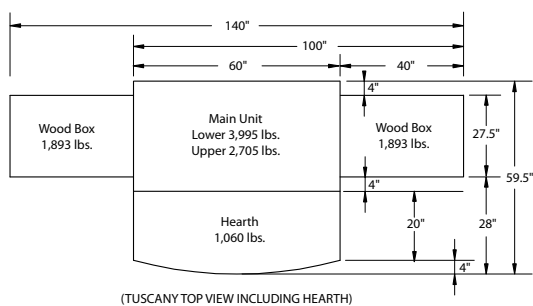
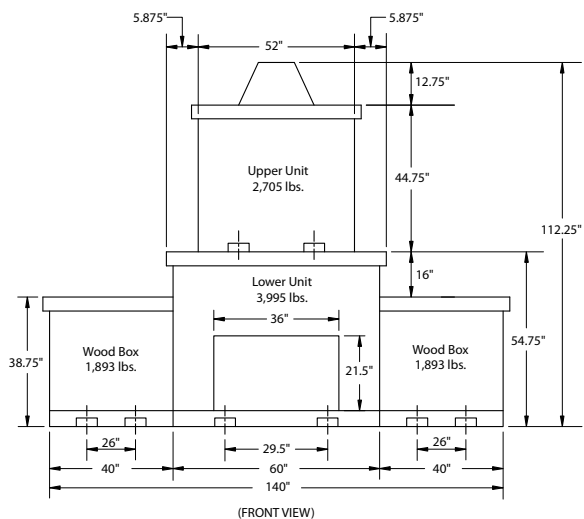
Richcliff®



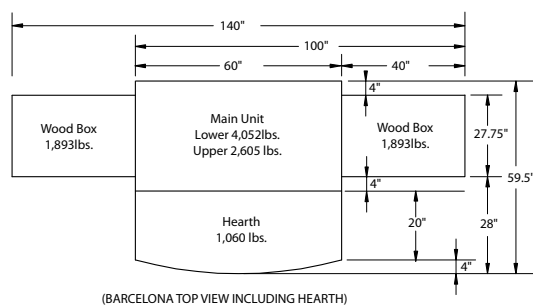
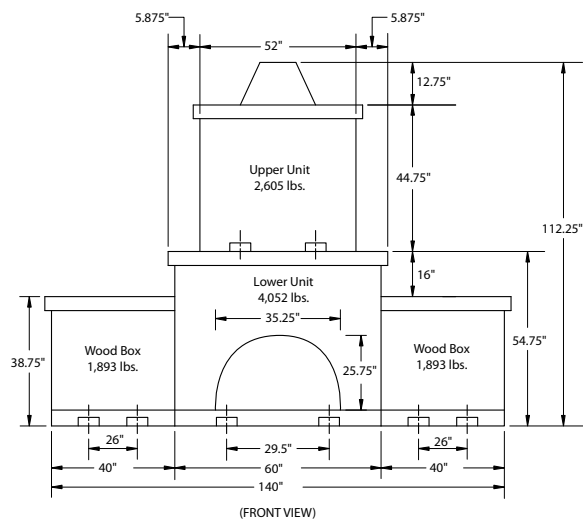
Umbriano®

UNILOCK ELEMENTS

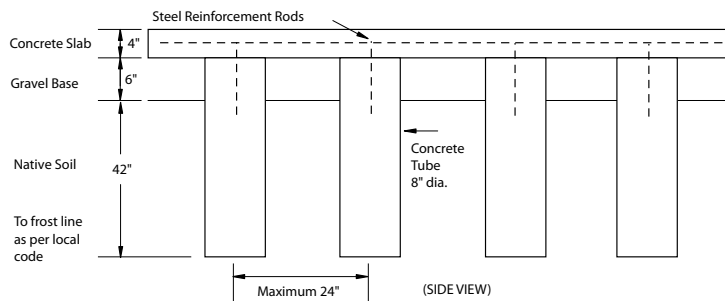
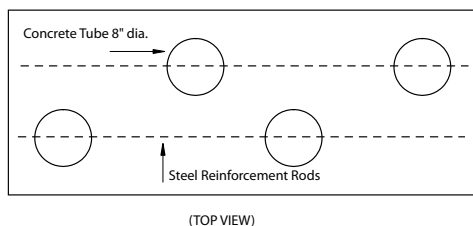
TUSCANY FIREPLACE



BARCELONA FIREPLACE



TYPICAL CROSS SECTION FOR CONCRETE PAD INSTALLATION



Note: Although the structural integrity of the unit is not dependant on a concrete foundation it is highly recommended that you install MODS on a concrete foundation as shown to prevent any long-term settlement and to facilitate rapid installation.

Guarantee: The standard Unilock guarantee applies to the units used to construct Unilock Elements. (See Unilock literature for details.) Third party grills and fireboxes carry their respective manufacturer's warranty and may change without notice.

Note: Unilock reserves the right to change model designs, accessories and colors without notice. Unilock will not be responsible for improper use or handling that results in property damage. Some models may not be exactly as shown. Fireplaces come complete with UL- approved stainless steel fireboxes. Check local building codes and regulations prior to ordering and installing Unilock Elements.

UNICARE®



UNICARE® PROFESSIONAL GRADE OIL/GREASE REMOVER

Description: Unicare® Professional Grade Oil/Grease Remover removes penetrated petroleum-based products, motor and hydraulic oil, dries from a liquid to a powder, requires no scrubbing, no rinsing, no mess. Packaging 1 quart container

Note: Carefully read all instructions and safety information on product label prior to application. For additional safety information, see MSDS.



UNICARE® EFFLORESCENCE REMOVER

Description: Unicare® Paver Cleaner is specially formulated to dissolve efflorescence (whitish salt deposit) and remove ground-in dirt on paving stones and concrete, without discoloring or damaging surfaces. It cleans evenly, and enables the sealant to better penetrate the material to be treated.

Packaging 1 gallon • Box of 4 x 1 US gallon

Note: Carefully read all instructions and safety information on product label prior to application. For additional safety information, see MSDS.

SEALERS



UNICARE® AUTHENTIC LOOK WATER-BASED SEALER - MATTE FINISH

Description: Unicare™ WB Paver Sealant for paving stones is a thermoplastic acrylic emulsion. Whitish in color in liquid state, it becomes clear when dry. Since it contains very little solvent, it does not emit unpleasant odors and, therefore, is ideal for interior applications. It gives a satin finish which does not affect the original color of the concrete surface. Sealers facilitate maintenance by reducing oil and dirt penetration. Neither Unicare™ sealer will peel, discolor, or make the pavement slippery. They resist calcium and sea-salt, and wear evenly.

Packaging: 1 and 5 gallon available

Note: Carefully read all instructions and safety information on product label prior to application. For additional safety information, see MSDS.



BP PRO WET LOOK JOINT STABILIZING SEALER (Solvent Based)

Designed specifically for use on block paving to seal the paver surface and fuse the joint sand. It is a solvent-based single component polymer that creates a semi-gloss finish. It has the consistency of a light oil and is clear in appearance. It has a strong odor when in its liquid state and dries to a transparent semi-gloss finish with a darkened wet look. It can be used outdoors on new and existing projects because it is UV stable. WetLook Stabilizing Sealer can be applied immediately because it is breathable and does not trap moisture and it has outstanding coverage. The product is easy to install and offers great stain and environment protection. Cured product is heat and freeze resistant.

Packaging:

- 1 gallon container
- 25 cases per skid (of 1 gal)
- 55 gallon container (4 per skid)
- Box of 4 x 1 gallon containers (4 x 1 US gal)
- 5 gallon pail (25 per skid)
- 50-125 sq.ft. coverage per gallon (approx.)*



BP PRO ENHANCING STABILIZING SEALER

Description: BP Pro Enhancing Stabilizing Sealer is designed specifically for use on block paving to stabilize joint sand and seal the paver surface. It is a water-based single component polymer that penetrates into the pores and seals the surface with a coating that gives you a semi-gloss finish. A green product that is solvent free and environmentally friendly, it is VOC, EPA, OSHA and FDA compliant. It is non-hazardous and non-toxic and can be used indoors and outdoors on new and existing projects. It can be applied immediately after completion, as it will not trap efflorescence and whiten. Easy to install and offering increased stain protection, it also reduces the formation of efflorescence.

Packaging: 1 and 5 gallon available

Note: Carefully read all instructions and safety information on product label prior to application. For additional safety information, see MSDS.



BP NATURAL STABILIZING SEALER

Description: BP Natural Stabilizing Sealer is designed specifically for use on block paving to stabilize joint sand and seal the paver surface. It is a water-based single component polymer that penetrates into the pores and seals the surface with a coating that gives you a natural looking sheen. A green product that is solvent free and environmentally friendly, it is VOC, EPA, OSHA and FDA compliant. It is non-hazardous and non-toxic and can be used indoors and outdoors on new and existing projects. It can be applied immediately after completion, as it will not trap efflorescence and whiten. Easy to install and offering increased stain protection, it also reduces the formation of efflorescence.

Packaging: 1 and 5 gallon available

Note: Carefully read all instructions and safety information on product label prior to application. For additional safety information, see MSDS.



SB-10 ADHESIVE

10 oz - ADH009-1 / 28 oz RS-ADH015-1

SPECIFICATIONS - (Conforms to UN-STD. 1804, ASTM 2339-70& FHA UM-60)

Color: Natural Sand Color

Base: Rare Earths & High Strength Synthetic Rubbers & Resins

Weight: Over 8 lbs. Per Gallon (24 Cartridges at 26 lbs.)

PACKAGING:

- 12 per case
- 10 oz Tube: 20' at 1/4" bead. 140 cases/skid (1680 Tubes)

- 28 oz Tube 52' at 1/4" bead. 60 cases per skid (720 Tubes)

CLEANUP: Use mineral spirits or chlorinated solvents - read solvent suppliers caution notes for use of this product.

STORAGE: Store in cool place - Rotate stock - Keep at 70°F for 24 hours before use in cold weather. Store cartridges in upright position.

SAND



SABLE MARCO EV EVOLUTION

EV EVOLUTION polymeric sand is a specially formulated high performance mix of graded sand and binding agent to fill pavers joints. Its superior performance and durability is ideal for the installation of pavers or slabs as well as replacing existing joints on sidewalks, patios, sloped driveways or walkways. It will remain stable and flexible and maintain its flexibility and durability in the most extreme weather conditions. Three natural Colors: grey, beige & black (contains no pigment or dyes).

50 lb bags 63 bags per skid, 3150 lbs/skid

Coverage: Approximately 120 sq. ft. /container Coverage will vary depending on the type/size of stone used.

Note: Extra care must be exercised when using on Courtstone, Copthorne, Richcliff and Town Hall. This product is not recommended for Il Campo®, Series 3000®, Unigranite® or Umbriano®.



POLYMERIC PLUS (RG+) SAND For Standard Joints

A special mix of graded sand and binder specifically formulated for achieving optimum lock-up of pavers or slabs by filling the joints between them. Unlike regular sweeping jointing sand, Polymeric Sand resists insect penetration, weed growth, and erosion. New formulation with half hour setting time.

50 lb/bag, 56 Bags/Skid (2860lbs/skid)

Available Colors: Grey and Tan

Coverage: Approx. 75 sq. ft. /bag Coverage will vary depending on the type/size of stone used.

Note: This product is recommended with extra care for use with Copthorne®, Courtstone®, Richcliff®, Town Hall™ and Umbriano® products. Umbriano must have the surface cleaned with a foam squeegee post installation. This product is not suitable for use with Il Campo®, Series 3000®, and Unigranite®.



EASY PRO™

Ultimate Paving Stone Joint Compound

Designed for installation in light rain or sun with a surface temperature above 32°F, this pre-mixed epoxy resin product is ideal for residential driveways, patios, pool decks and walkways.

Features: Vacuum packed, pre-mixed and ready to use, eco-friendly (60% renewable products), no haze formulation, for joint widths starting from 1/8" wide 1 1/4" deep.

Colors: Tan, Black & Grey

50 lb container - premixed, 36/skid

Coverage: Approximately 75 sq. ft. /container Coverage will vary depending on the type/size of stone used.

STORAGE: Open product good for 30 days when covered with water.

Note: This product is not suitable for use with Il Campo®, Series 3000®, and Unigranite®.

SAND (CONTINUED)

SANDS \ FEATURES PAVERS	SAND RECOMMENDATIONS BY PRODUCT	
	Polymeric Sand	Easy Pro™
	For joints up to 1" May be sealed. Available in Tan, Black or Grey Binding Sand	For joints greater than 1/8". Permeable. Available in Grey, Tan and Black
Artline™	✓+	N/R
Beacon Hill Flagstone™	✓	✓
Beacon Hill Smooth	✓	✓
Bristol Valley™	✓+	N/R
Cophorne®	✓+	✓
Courtstone®	✓+	✓
Il Campo®	N/R	N/R
Northshore™	✓+	
Richcliff®	✓+	✓
Richcliff® XL	✓+	✓
Northshore™		
Series 3000®	N/R	N/R
Senzo™		
Town Hall™	✓+	✓
Thornbury™		
Transition™		
Treo™	✓	N/R
Tribeca Cobble		
Umbriano®	✓+	N/R
Tumbled Pavers	✓	N/R
Classic Pavers	✓	N/R

N/R - Not Recommended

✓ - Recommended

✓+ - Recommended with Extra Care
(contact your Territory Manager for more information)

IMPORTANT NOTICE

1. **DO NOT USE** Polymeric Jointing Sand on the following products: Series 3000® Campo® Granite Stone®

If joint stabilization is required, use ordinary jointing sand and apply a stabilizing sealer. **Contact your local Unilock office for recommended sealants and application specifics.**

2. **EXTRA CARE** must be exercised when using Polymeric Sand on the following products:

Courtstone®

Cophorne®

Richcliff®

Town Hall®

Umbriano®

Polymeric Jointing Sand can be used on these products but the fine polymers and binders in Polymeric Jointing Sand have a natural tendency to adhere to the surface and therefore extra diligence must be taken to pre-clean the surface prior to "wetting the sand in" and squeegee off the surface post application. Failure to do so will result in a "whitish haze" on the surface that is difficult to remove.

3. **IMPORTANT COMPACTION NOTICE:** Always pre-compact the pavers WITHOUT SAND IN THE JOINTS. This will facilitate proper leveling. Polymeric sand can then be swept into the joints. *Always use a compactor with a protective membrane attached to the bottom of the plate.*

Polymeric Jointing Sand, cleaners and sealers, must always be applied by a trained and experienced professional. Contact your local Unilock office for training and the most up-to-date best practices.

NOTICE: Unilock does not accept any responsibility for damage to the surface caused by the improper application and use of any polymeric sand, sealers or cleaners.

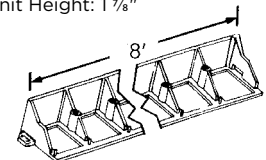
EDGE RESTRAINTS



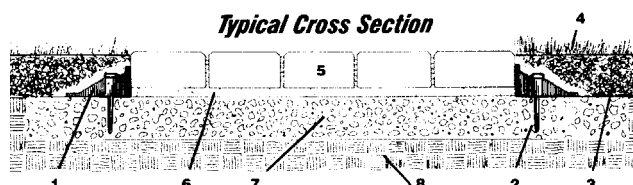
SNAPEDGE - ONE-PIECE EDGING THAT DOES IT ALL! NOW ALSO AVAILABLE IN LOW PROFILE

- Built-in connection fastens one piece to the next
- Unique Snip & Flex feature speeds installation of curves and corners without planning
- One Piece can be used for straight or curved installations.
- Spike bosses every 4" on center. Recommended spike spacing is 1 spike every foot for driveways and 1 spike every 16" for patios and walkways
- Open base design promotes root system development and growth right through the base further strengthening the installation
- Low Profile is engineered for natural stone, cast stone, slabs and pavers less than 2" high

8' (96") length pcs.
Pieces per Pallet: 672 (5,376 ln. ft.)
Pieces per Bundle: 24 (192 ln. ft.)
Bundles per Pallet: 28
Pallet Weight: 1612 lbs.
Pallet Size: 98" l x 48" w x 50" h
Unit Height: 1 7/8"



- SnapEdge
- 10" Spiral Spike
- Soil
- Turf



- Sand Jointed Paver
- Sand Jetting Course
- Aggregate Base
- Compacted Subgrade

EDGE RESTRAINTS



PERM EDGE Permeable Paver Edging

Designed & engineered for use on permeable paver installations

- The perfect blend of techniques between regular pavers and permeable pavement systems
- No costly concrete to pour
- No delay in project construction
- Can be installed in straight runs or curves
- Perm Edge comes completely preassembled
- Adaptable to wide variety of cross section construction details
- Works for 6cm and 8cm permeable pavers
- Edging remains hidden after completion

PAVER PLACER™



PAVER PLACER™ Vacuum Clamp from Pavemor™

One and two man models.
Operates with contractors compressor.
Cuts installation time by 1/3 or more.
Fewer injuries.

- One man vacuum lifts 50lbs*
- Two man vacuum lifts 225lbs*

* Results vary depending on the strength of the compressor being used.

LIGHTING SYSTEMS



NighTec® paver during daytime.



NighTec® paver during night time.

NIGHTEC®

Night-lighting concrete blocks easily illuminate dark, hazardous areas or add an attractive accent to any landscape. The effect of noctilucent lighting is that of "phosphorescence". With phosphorescence, the luminescent materials charge themselves in UV- or black light and then illuminate in the dark. This effect is often called "glow in the dark". NighTec luminescent materials do not contain any phosphorous.

- Uses no electricity
- No special tools for installation required
- Charged by natural light
- Safe for use with polymeric sand, sealers and cleaners.
- Night-lighting crystals inseparably fused to stone
- Non-radioactive
- Non-poisonous
- Lighting period of up to 10 hours

Color: Aqua Size: 10cm x 10cm x 8cm

SPECIAL ORDER

SOLARCAP LIGHTS BY SKYFUEL

SolarCap™ lights can be installed anywhere. Installation itself is very easy. Different from 12V low voltage and 110V or 120V lighting which requires wiring, conduit, breakers, switches, timers and a monthly electricity charge. SolarCap lights can be placed anywhere you want without the range and economic constraints of wire. When it is installed in a sidewalk, patio, fountain, stairway, boardwalk, pool deck, building exterior, driveway, or garden path, it not only beautifies the landscape but also safely acts as a guide for pedestrian or vehicular traffic.

- Semi-permanent life
- 100,000 charge/discharge cycles
- No degradation of energy storage on performance
- Easy installation anywhere
- Horizontal or vertical placement
- Withstands vehicle loads as large as semi trucks and trailers
- Charging time 5 hours (sunny) to 8-15 hours (cloudy or rainy)
- Non-contaminating materials
- No electric leakage
- Water-proof structure
- Automatic on/off
- 40C to +75C (-40F to +158F) operating temperature range

Colors: white and blue Size: 2" (5cm) Diameter x 1.25" (3cm) High

SPECIAL ORDER



Skyfuel 2" GF unit



Skyfuel 2" GF unit (solar charged) placed in to a paving stone.

TOOLS AND ACCESSORIES

ADHESIVES

Unilock Adhesive - CS 10 oz. tubes
 Unilock Adhesive Jumbo - 28 oz.
 Cartridge Gun - for the 10 oz. tube
 Cartridge Gun - for the 28 oz. tube

UNITS PER PACKAGE

12 per case
 12 per case
 1
 1

SAND

RG+ Polymeric Sand (50 lb. bag) - Tan and Grey
 RG+ Polymeric Sand (50 lb. bag) - Tan and Grey
 HP MAX Polymeric Sand (50 lb. bag) - Tan and Grey
 HP MAX Polymeric Sand (50 lb. bag) - Tan and Grey
 EasyPro (50 lb container) - Tan, Black and Grey
 Polybind HP Sand
 Polybind Complete Sand
 Polybind Dust

UNITS PER PACKAGE

1
 56/skid
 1
 56/skid
 1
 56/skid
 56/skid
 56/skid

CUTTING DEVICES

Unilock Diamond Blade - 14"

UNITS PER PACKAGE

1

EDGE RESTRAINTS

8' Snap Edge - 24 pcs.
 10" Spikes-case (50lb case) By the case only.
 Gator Edge Rigid

UNITS PER PACKAGE

24pcs/bundle
 1
 1

UNICARE CLEANERS & SEALERS

Professional Grade Oil & Dirt Remover
 Cleaner #2-(Efflorescence) 1 Gal.
 Water Based Sealer 1 Gal.
 Water Based Sealer 5 Gal.
 SB 1300 Joint Sand Stabilizer Sealer 5 Gal
 SB 7000 Gloss Stabilizing Sealer 5 Gal
 Polybind 50 lb - 56/skid - Tan, Grey and White
 BP Pro Wet Look Joint Stabilizing Sealer
 BP Pro Wet Look Joint Stabilizing Sealer

UNITS PER PACKAGE

1
 4 per cs
 4 per cs
 1
 1
 1
 1 gallon
 5 gallon

GEOGRID AND FABRICS

Strata 150 - 22.22 sq. yds/roll
 Strata 200 - 200 sq. yds/roll

UNITS PER PACKAGE

1 roll
 1 roll

BASE THICKNESS CHART (GENERAL)

APPLICATION

PATIOS, WALKWAYS, POOL DECKS
 DRIVEWAYS
 STEPS, PLANTERS, RAISED PATIO
 RETAINING WALLS UNDER 18" (45cm)
 RETAINING WALLS OVER 18" (45cm)

GRAVEL BASE

4" - 6" (10cm-15cm)
 8" - 12" (20cm - 30cm)
 6" (15cm)
 6" (15cm)
 6" (15cm)

BEDDING COURSE

1" (2.5cm)
 1" (2.5cm)
 0 - 1/8" (0cm - 0.3cm)
 0 - 1/8" (0cm - 0.3cm)
 0 - 1/8" (0cm - 0.3cm)

BACKFILL WIDTH (WALLS ONLY)

8" - 12" (20cm - 30cm)
 12" (30cm)
 16" (50cm)

Soil condition - In areas with poor soil conditions, (eg., heavy clay, disturbed soils) increase the depth of the base to provide more stability. Where poor **soil conditions** exist it may be advisable to contact an engineer when constructing a retaining wall in excess of 24" in height.

Area = (Length) x (Width)

Area of a Circle = 3.14 x (Radius) x (Radius)
 Area of a Half Circle = 1.57 x (Radius) x (Radius)
 Area of a Quarter Circle = .78 x (Radius) x (Radius)
 Area of a Triangle = (1/2 Base) x (Height)
 Perimeter of a Circle = 6.28 x (Radius)
 Perimeter of a Half Circle = 3.14 x (Radius)
 Perimeter of a Quarter Circle = 1.57 x (Radius)

Metric Equivalents

1 inch = 2.5400 centimeters
 1 foot = 0.3048 meter
 1 yard = 0.9144 meter
 1 sq. foot = 929.030 sq.centimeters
 1 sq. meter = 1.196 sq. yards
 27 cu feet = 1 cu. yard

1 centimeter = 0.3937 inch
 1 meter = 39.3701 inches

SUNSET FIRE PIT



ALMOND GROVE



LIMESTONE



SIERRA



This fire pit uses Brussels Dimensional System.
Available in round or square shape



Stones & Bundling	Stones per Course	Stones per Pallet	Outside Diameter	Inside Diameter	Insert Diameter	Lbs/ Unit	Lbs/ Pallet	Kits/ Bundle
Sunset - Pickering Manufacturing/Rivercrest - Georgetown Manufacturing								
Sunset/Brussels Dimensional Stone								
Round Fire Pit	18	72	52"	36"	35"		1499	1
Square Fire Pit	12	48	43"	29"	27"		1357	1
Rivercrest								
Round Fire Pit	4	12	54"	36"	-	126	1512	1
RomanStack								
Round Fire Pit	24	96	60"	52"	36"	-	1725	1

RIVERCREST® FIRE PIT



BUFF



COASTAL SLATE



Firepit grill is included and fits securely into the firepit.

ROMANSTACK® FIRE PIT



ALMOND GROVE



GRANITE



SIERRA



Includes all components and fire ring 5' wide, 16" high (1725lbs).
INSERTS ARE ALSO AVAILABLE SEPARATELY.

IMPORTANT NOTES

Unilock PAVER PATTERNS

This Product Data Guide contains an extensive reference to patterns and designs. The purpose of these pattern swatches is to help the designer plan unique and exceptional designs. The percentages of products shown are based on the pattern and not on bundle configurations. In fact, there may be situations in which a pattern has been created with one particular size of stone, but that stone only comes packaged with two other sizes. This means that the designer will have to plan how the other components are used in the overall plan. This is usually accomplished by adding a border or an accent. As a result, overages or shortages may occur in certain patterns. The designer and/or installer of Unilock products accepts all responsibility for design and all associated costs incurred as a result of applying any of Unilock's suggested design patterns in a project. Please plan your project and review your order carefully prior to ordering.

TRANSFERABLE LIFETIME GUARANTEE

Unilock provides a Transferable Lifetime Guarantee* on the structural integrity of our paving stones, slabs and retaining wall units to the original purchaser of the product for residential use. Any materials installed and maintained to our guidelines, and subject to normal wear, that prove defective, will be replaced without cost. Color matching cannot be guaranteed and replacement labor is not included. Proof of purchase is required.

Excessive defective material (over the industry accepted normal of 2% for non-tumbled unit pavers) delivered to the purchaser will be replaced free of charge if a written claim is made within 5 days of delivery from the manufacturer. Such claims will not constitute reason for delaying payment. All goods shall be deemed accepted if completely installed. Inspect concrete products prior to opening bundle packaging to ensure that shape and color are as ordered. Unsatisfactory material must be available for inspection by Unilock to entitle the purchaser to any adjustment or credit. Inspect all concrete units during installation and set aside any which are chipped or cracked to use for any cut pieces required. The color of concrete products may vary significantly between production lots. Always install concrete units from several bundles simultaneously to ensure proper distribution of color. Prior to final compaction, inspect installed pavers for good color distribution. Relocate certain pavers, if necessary, to achieve desired color blend.

*Transferable Lifetime Guarantee: Register your project within 60 days of your dated proof of purchase to ensure your Unilock Guarantee is fully transferable! Simply go online at unilock.com and follow instructions. Once processed, you will receive an original Transferable Warranty Certificate for your records.

PRODUCT HANDLING WARNING

Bundle Straps Under Tension - Use extreme caution when removing or handling straps. Always wear gloves, goggles, safety footwear, and protective clothing when removing or handling straps. Failure to do so may result in serious bodily injury or loss of sight. Cut all concrete products only in well ventilated areas. Inhalation of dust is a serious health risk. A "NIOSH" (US) or a "CSA" (CDN) approved respirator, safety goggles, hearing protectors, and gloves must be worn at all times. Always "wet-cut" or "wet grind" concrete products to minimize dust.

Do not stack bundled concrete products higher than 2 bundles high. Contents of the bundle may be unstable and subject to topple when stacked. Always use extreme caution and appropriate equipment when transporting or storing bundled concrete products. Failure to do so may result in serious bodily injury or death. Always obey gross vehicle weight (GVW) loading limitations and regulations.

Hazard Rating: Fire 0, Health 1, Reactivity 0. See MSDS Concrete Masonry (Pavers). Contact Unilock for complete sheet or view safety information at www.unilock.com.

Unilock assumes no liability or responsibility for loss or damage, resulting from the improper use or handling of our products, or from failure to follow instructions, warnings, and/or advisories on the product label, and on the MSDS sheet.

TRADEMARK AND LEGAL INFORMATION

Umbriano® is a trademark of Metten Stein + Design GmbH & Co KG used under license by Unilock.

Unilock Ltd. and Hengestone Holdings, Inc. are the owners or authorized users of all trademarks used in this publication unless otherwise specified.


Measurements throughout this portfolio are nominal.

*Colors shown in this catalog should be used only as a guide. Colors should always be chosen from actual samples. Contact your local Unilock representative for color availability in your area.


Not all products shown are available at all Unilock locations. Log on to www.unilock.com for availability.

LAYING PATTERNS

ANTARA®




Antara E - 75% Large Rectangle, 25% Square



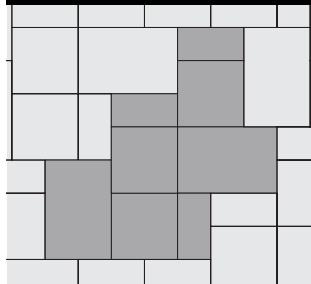
Antara G - 50% Large Rectangle, 50% Square

ARTLINE™

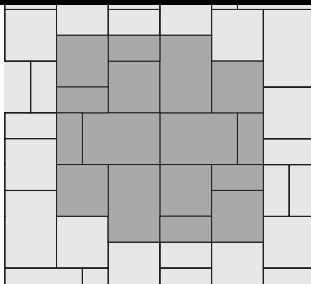


Artline A - 100% Random

BEACON HILL FLAGSTONE™ & SMOOTH/ BRISTOL VALLEY™




BHF/BHS A - 40% Large Rectangle, 40% Square, 20% Small Rectangle




BHF/BHS B - 40% Large Rectangle, 40% Square, 20% Small Rectangle

BRUSSELS BLOCK®




Brussels B - 100% Standard

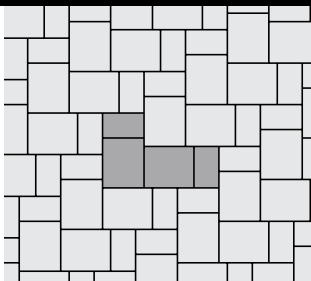


Brussels E - 100% Half Stone


BRUSSELS BLOCK®



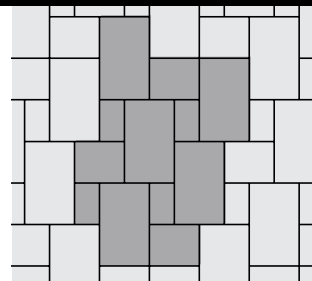
Brussels H - 67% Standard, 33% Half Stone



Brussels P - 67% Standard, 33% Half Stone




Brussels AC - 50% XL, 50% Standard




Brussels Z - 67% XL, 20% Standard, 13% Half

BRUSSELS BLOCK®




Brussels Y - 57% XL, 29% Standard, 14% Half




Brussels AF - 40% XL, 40% Standard, 20% Half

COPTHORNE®




Cophorne A - 100% Standard

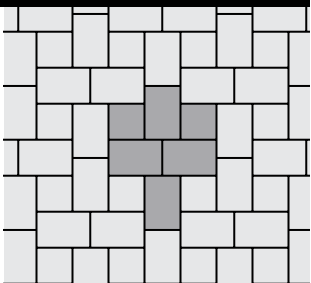


Cophorne B - 100% Standard

CAMELOT™




Camelot F - 75% Large Rectangle, 25% Square




Camelot L - 75% Large Rectangle, 25% Square

CASSOVA™




Cassova B - 100% Standard

COURTSTONE®

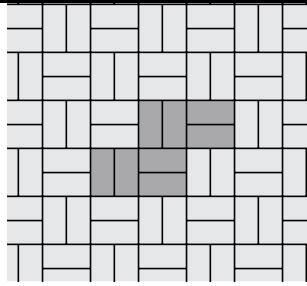


Crt A - 16% Square, 18% Sm.Rec., 19% Rec., 22% Lg.Rec., 25% XLRec.

HOLLANDSTONE™

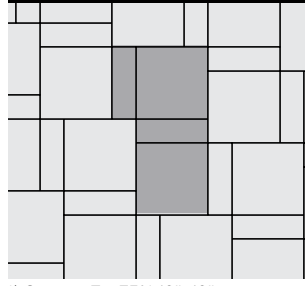


Hollandstone C - 100% Standard

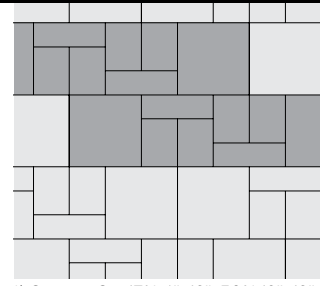


Hollandstone D - 100% Standard

IL CAMPO®

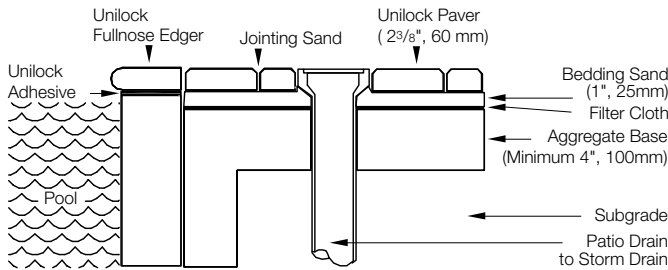


Il Campo F - 75% 12"x12",
25% 4"x12"

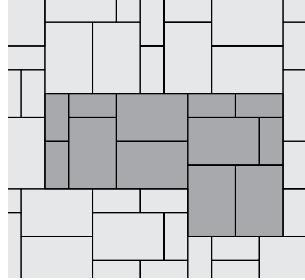


Il Campo O - 17% 4"x12", 50% 12"x12",
33% 6"x8"

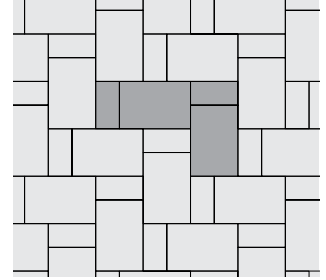
FULLNOSE EDGER™



NORTHSHORE™

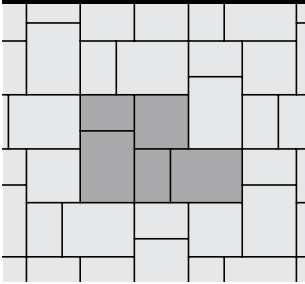


Northshore A - 75% Large Rec.,
25% Small Rec.

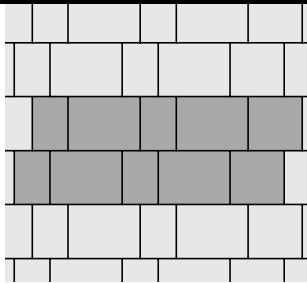


Northshore B - 75% Large Rec., 25%
Small Rec.

RICHCLIFF®

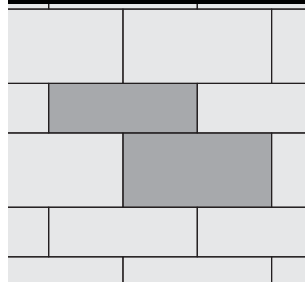


Richcliff A - 100% Random



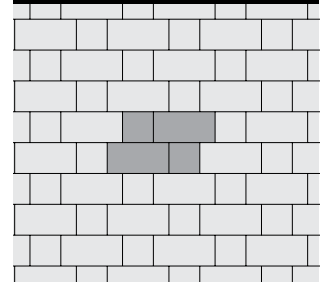
Richcliff B - 100% Random

RICHCLIFF® XL



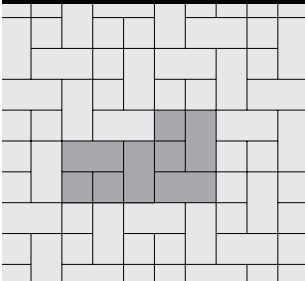
Richcliff XL A - 40% 12" x 36",
60% 18" x 36"

SENZO™




Senzo A - 67% Rectangle,
33% Square

SENZO™




Senzo B - 67% Rectangle,
33% Square

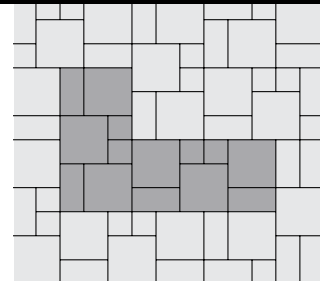


Senzo C - 57% 16"x16", 29% 16"x8",
14% 8"x8"

SERIES 3000®




Series 3000 F - 57% 12"x12",
14% 6"x6", 29% 6"x12"



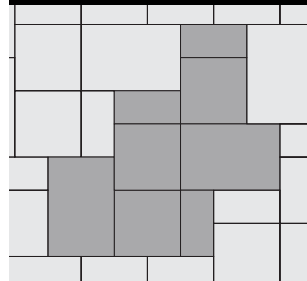
Series 3000 G - 67% 12"x12",
11% 6"x6", 22% 6"x12"

SERIES 3000®

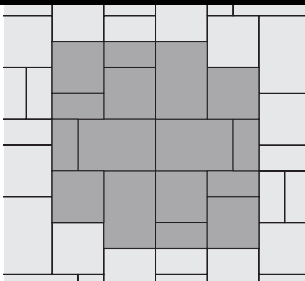


Series 3000 K - 50% 12"x12",
50% 6"x12"

SERIES 3000® RANDOM BUNDLE




Series 3000 M - Random




Series 3000 N - Random

THORNBURY™




Thornbury A - 49% Large Rec.,
34% Medium Rec., 17% Small Rec.

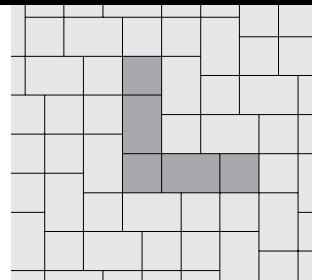


Thornbury B - 49% Large Rec.,
34% Medium Rec., 17% Small Rec.

TRANSITION™

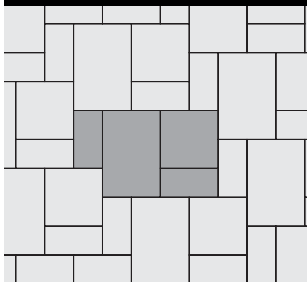


Transition L - 75% Large Rec.,
25% Square

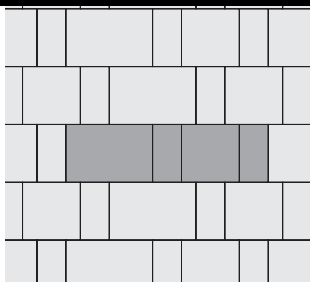


Transition K - 75% Large Rec.,
25% Square

TREO™

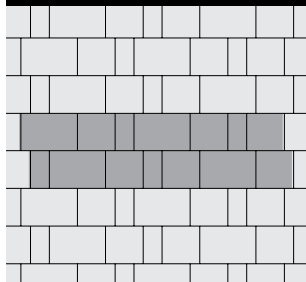


Treo A - 100% Standard



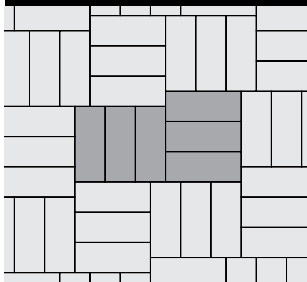
Treo B - 100% Standard

TRIBECA COBBLE




Tribeca Cobble A - 100% Standard

TOWN HALL™




Town Hall A - 100% Standard




Town Hall B - 100% Standard

UMBRIANO®




Umbriano A - 57% 16"x16",
29% 16"x8", 14% 8"x8"

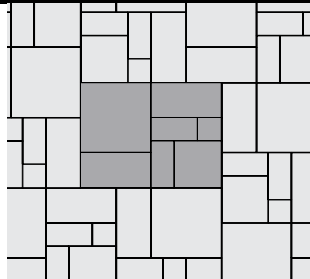


Umbriano B - 67% 16"x16",
22% 16"x8", 11% 8"x8"

UMBRIANO®




Umbriano C - 54% 16"x16",
37% 8"x16", 9% 8"x8"

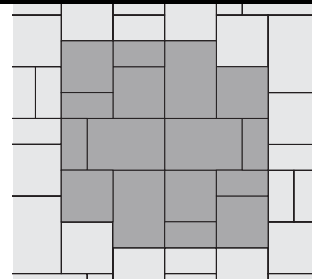


Umbriano E - 33% 24"x24",
33% 12"x24", 15% 16"x16",
15% 16"x8", 4% 8"x8"

UMBRIANO® RANDOM BUNDLE




Umbriano Random A - 40% Large
Rectangle, 40% Square, 20% Small
Rectangle



Umbriano Random B - 40% Lge
Rectangle, 40% Square, 20% Small
Rectangle

FINISHES



BRUSHED



COBBLESTONE



WEATHERED



DIMPLED AND WEATHERED



FLAGSTONE




SMOOTH



WASHED



SMOOTH - ZERO BEVEL



SPLIT



TIMEWORN



SPLIT AND WEATHERED



STANDARD

Finishes:

B=Brushed; C=Cobblestone; CU=Custom; D=Dimpled; DW=Dimpled and Weathered; F=Flagstone; S=Standard; SM=Smooth; SZ=Smooth Zero Bevel; SP=Split; SP/W= Split and Weathered; T=Timeworn; W=Weathered; WS=Washed This application chart should only be used as a guide. Site conditions, base materials, pattern, and frequency of use may vary the performance of various types and styles of products.

COLOR BLEND DESCRIPTIONS

COLOR NAME	DESCRIPTION	COLOR NAME	DESCRIPTION
Aspen	White with Black Speckles	Ice Grey	Grey and White
Autumn Sunset	Brown Flake	Java	Buff and Brown
Basalt	Blue-Black	Limestone	Light Grey
Bavarian	White, Buff and Charcoal	Mediterrano	Red, Buff and Beige
Black Granite	Black Granite and Charcoal	Midnight Sky	Charcoal and Black Flake
Bluestone	Blue with Black and Brown veining	Mocha Brown	Brown and Red Granite
Castano	Dark Brown and Burnt Brown blend	Nuvola	Dark Charcoal and Light Grey
Coastal Slate	Grey and Tan	Pebble Taupe	Tan and Brown
Coffee Creek	Buff, Charcoal, Mauve	Peppered Granite	White with Black Speckles
Cremo	Cream and Buff	Rustic Red	Red and Charcoal
Crystal Rose	Light Charcoal, Fine Rose Quartz, Black	Sandstone	Light Buff
	Granite and Black Metallic	Savannah	Buff and Tan
Crystalline basalt	Granite with Black	Sierra	Buff, Charcoal and Brown
Dawn Mist	Grey and Tan	Smoke Shale	Charcoal and dark charcoal
Desert Valley	Mocha and Sandstone	Steel Mountain	Grey and Cream
French Grey	Gray with White	Summer Wheat	Cream White with Pale Yellow & Beige Particles
Granite	Charcoal and Natural	Sycamore	Dark Brown, Buff and Charcoal
Grenada White	White with Grey Speckles	Tuscany	Sandstone and Tan
Heritage Brown	Dark Brown and Salmon	Terra Cotta	Salmon and Charcoal
Heritage Clay	Burnt Clay and Basalt	Valley Grey	Gray and Brown
Heritage Red	Burgundy Red and Basalt	Winter Marvel	White and Black Flake

Unit Pavers

Product	Page	Finish	Pedestrian	Residential Vehicular	Commercial Vehicular	Environmental	For Borders & Accents
Anchorlock [®]	2	S	✓	✓	✓		✓
Antara [™]	2	DW	✓	✓			✓
Artline [™]	3	S	✓	✓			
Beacon Hill Flagstone [™]	4	F	✓				
Beacon Hill Smooth	4	SM	✓				
Bristol Valley [™]	5	S	✓				
Brussels Fullnose [™]	5	W	✓	✓			✓
Brussels Block [™]	6	W	✓	✓			✓
Camelot [™]	6	S	✓	✓	✓		✓
Cassova [™]	7	DW	✓	✓			✓
City Park Paver [™]	7	CU	✓	✓	✓		✓
Copthorne [®]	8	T	✓	✓			✓
Courtstone [®]	9	C	✓	✓			✓
Dura-Mat [™]	8	S			✓	✓	
Eco-line [™]	10	CU	✓	✓	✓	✓	
Eco-Optiloc [™]	10	CU	✓	✓	✓	✓	
Eco-Priora [™]	11	CU	✓	✓	✓	✓	✓
Fullnose Edger [™]	5	S					✓
Hollandstone [™]	12	S	✓	✓	✓		✓
Il Campo [®]	12	B	✓	✓	✓		✓
Natural Stone	34		✓				✓
Northshore [™]	13	F	✓	✓			✓
Optiloc [®]	13	S	✓	✓	✓		
Porcelain	36	SM	✓				✓
Promenade [™] Paver	14	CU	✓	✓	✓		
Richcliff [®]	14	F	✓	✓			✓
Richcliff XL	15	F	✓	✓			✓
Senzo [™]	15	SM	✓	✓	✓		✓
Series 3000 [®]	16	WS	✓	✓	✓		✓
Thornbury [™]	17	F	✓	✓	✓	✓	
Town Hall [™]	18	T	✓	✓	✓	✓	✓
Transition [™]	18	F	✓	✓	✓		
Treo [™]	19	F	✓	✓			✓
Tribeca Cobble	19	WS	✓	✓	✓		✓
Turfstone [™]	20	S		✓	✓	✓	
Uni Eco-Stone [®]	20	CU	✓	✓	✓		✓
Umbriano [®]	21	SZ	✓	✓			✓

Retaining Walls

Product	Page	Finish	Gardens	Retaining Walls	Steps	Seatwalls	Pillars
Belmuro Wall [™]	22	SM	✓	✓		✓	✓
Brussels Dimensional System [™]	23	W	✓	✓	✓	✓	✓
Concord Wall [™]	24	SP	✓	✓	✓	✓	✓
DuraHold [®]	25	S		✓			
DuraHold2 [®]	26	S		✓			
Estate Wall [®]	28	SP/W	✓	✓	✓	✓	✓
Ledgestone [™]	27	S	✓		✓	✓	✓
Lineo [™] Dimensional Stone	30	SM	✓	✓		✓	✓
Rivercrest [®] Wall	31	F	✓	✓	✓	✓	✓
Roman Wall [®]	32	SP/W	✓	✓	✓	✓	✓
SienaStone [®]	33	SP		✓	✓		

NOTES

[illegible]



UNILOCK.COM | 1-800-UNILOCK

BOSTON
(508) 278-4536

CLEVELAND
(330) 927-4000

NEW YORK
(845) 278-6700

BUFFALO
(716) 822-6074

DETROIT
(248) 437-7037

TORONTO
(416) 646-9000

CHICAGO
(630) 892-9191

MILWAUKEE
(262) 742-3890