



# 2016 PRODUCT DATA



**UNILOCK®**  
DESIGNED TO CONNECT.™

# THE UNILOCK® DIFFERENCE

WHEN HELD, TOUCHED AND VIEWED SIDE BY SIDE, UNILOCK PRODUCTS LOOK AND FEEL DIFFERENT, AND SET THE STANDARD FOR QUALITY.



For over 40 years we've been committed to investing in the future of landscape design. Today, we continue to lead the industry with the best selection of quality products and support. We've made this commitment because at Unilock, we believe that the outside of your home should be as beautiful, functional and welcoming as the inside of your home. So, it's no surprise more families are choosing to work with architects, designers and craftsmen who recommend our products.

If you're planning to landscape your home, we're confident that you'll be inspired by all that Unilock has to offer.

## ENDURING COLOR

Concentrated color and special wear-resistant materials

## UNITED WITH

## STRENGTH

Coarser foundation that gives the stone its strength



## ENDURACOLOR™

EnduraColor products deliver durability through a perfect union: **long-lasting color united with permanent strength.**

The top portion of each stone is engineered with concentrated color and special wear-resistant materials. This is permanently united with the stone's base - a sturdier, coarser foundation designed for remarkable strength.

## ENDURACOLOR™ PLUS ARCHITECTURAL FINISHES

EnduraColor Plus Architectural Finishes promise long-lasting beauty through a proprietary blend of exclusive and superior ingredients.

### WHAT IS THE 'PLUS' IN ENDURACOLOR PLUS?

A complex blend of granite and quartz, some of nature's highest performing minerals, are combined to create ultra-realistic surface textures and unique style options that are exceptionally durable.

### A NEW STANDARD FOR EVERLASTING BEAUTY.

This symbol indicates that the product facilitates the flow of water from the surface into the joints and into the ground below. Unilock's exclusive line of permeable pavement products are recognized and awarded with internationally accepted Leadership in Energy and Environmental Design (LEED) credits required by the Green Building Rating System™ to certify green building construction.



### LOOK FOR THESE ADDITIONAL TECHNOLOGIES IN ENDURACOLOR PLUS ARCHITECTURAL FINISHES:

#### Reala™ Surface Technology

Ultra-realistic textures cast from natural stone, brick and historic cobblestones.

#### ColorFusion™ Technology

A proprietary technology that disperses color randomly for a natural, granite-like appearance.

#### EasyClean™ Stain Resistance

An integral surface protection that allows for easier cleanup of spills when they happen, and before a stain can develop.

#### Ultima™ Concrete Technology

For heavy traffic loads, this proprietary manufacturing process creates pavers and walls with up to four times the strength of poured concrete.

# TABLE OF CONTENTS

## PAGE PAVERS

|       |                                       |
|-------|---------------------------------------|
| 2     | Artline™                              |
| 3     | Avante Ashlar™                        |
| 4     | Beacon Hill Flagstone™                |
| 4     | Beacon Hill Smooth <b>NEW</b>         |
| 6     | Brussels Block®                       |
| 7     | Brussels Fullnose™ & Double Fullnose™ |
| 8     | Camelot™                              |
| 8     | Copthorne®                            |
| 9     | Courtstone®                           |
| 9     | Dura-Mat™                             |
| 10    | Eco-Optiloc™                          |
| 10/11 | Eco-Priora™                           |
| 11    | Hollandstone™                         |
| 11    | Double Holland™                       |
| 12    | Il Campo®                             |
| 13    | Natural Stone <b>NEW</b>              |
| 14    | Northshore™                           |
| 14    | Optiloc®                              |
| 15    | Porcelain <b>NEW</b>                  |
| 16    | Promenade™ Plank Paver                |
| 16    | Richcliff®                            |
| 17    | Richcliff® XL <b>NEW</b>              |
| 17    | Rivenstone™                           |
| 18    | Series 3000®                          |
| 19    | Senzo™ <b>NEW</b>                     |
| 19    | Stonehenge®                           |
| 20    | Thornbury™                            |
| 20    | Turfstone™                            |
| 21    | Town Hall™                            |
| 21    | Unigranite®                           |
| 22    | Umbriano®                             |
| 23    | Windermere™ <b>NEW</b>                |
| 23    | Yorkstone™                            |

## NATURAL STONE



**New**  
for 2016

**13**


## RICHCLIFF XL



**New**  
for 2016

**17**


## SENZO™



**New**  
for 2016

**19**

## WINDERMERE™



**New**  
for 2016

**23**

## PAGE RETAINING WALLS

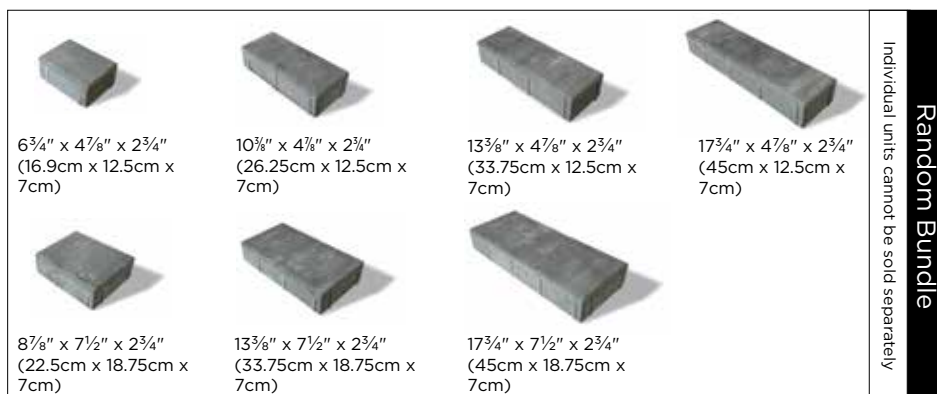
|       |   |
|-------|---|
| 24    | Brussels Dimensional Stone®             |
| 25    | DuraHold®                               |
| 26    | DuraHold2®                              |
| 27    | Estate Wall®                            |
| 28    | Ledgestone™ Pillar Caps, Coping & Steps |
| 29    | Lineo™ Dimensional Stone                |
| 30    | Pisa2® & Pisa2® XL                      |
| 31/32 | Rivercrest® Wall and Pillar Unit        |
| 33    | RomanPisa®                              |
| 34    | RomanStack®                             |
| 34    | SonomaStone®                            |
| 35    | SienaStone®                             |
| 36    | StackStone®                             |

## PAGE PRODUCT & INSTALLATION INFORMATION

|    |                         |
|----|-------------------------|
| 37 | Laying Patterns         |
| 40 | Unilock Elements        |
| 42 | Fire Pits               |
| 43 | Cleaners & Sealers      |
| 44 | Jointing Sand           |
| 47 | Lighting Systems        |
| 48 | Charts & Calculations   |
| 49 | Important Notes         |
| 50 | Finishes & Color Blends |
| 51 | Product Directory       |



WALNUT



| Stones & Bundling  | Unit                                  | SqFt Per |       |         |       | Per Bundle |          | Soldier LnFt Per |         |        | Sailor LnFt per |         |        | Units Per |         |        | Lbs Per |         |        |
|--|---------------------------------------|----------|-------|---------|-------|------------|----------|------------------|---------|--------|-----------------|---------|--------|-----------|---------|--------|---------|---------|--------|
|  | Thickness                             | Bundle   | Layer | Section | Stone | Layers     | Sections | SqFt             | Section | Bundle | SqFt            | Section | Bundle | SqFt      | Section | Bundle | Layer   | Section | Bundle |
| Ohio Manufacturing   |                                       |          |       |         |       |            |          |                  |         |        |                 |         |        |           |         |        |         |         |        |
| Random Bundle  |                                       | 93.25    |       |         |       | -          | -        | -                | -       | -      | -               | -       | -      | -         | -       | -      | -       | -       | 2,911  |
| 10 <sup>3</sup> / <sub>8</sub> " x 4 <sup>7</sup> / <sub>8</sub> " | 2 <sup>3</sup> / <sub>4</sub> " (7cm) | -        | -     | -       | 0.227 | -          | -        | -                | -       | -      | -               | -       | -      | 4.40      |         | 32     | -       | -       | -      |
| 13 <sup>3</sup> / <sub>8</sub> " x 4 <sup>7</sup> / <sub>8</sub> " | 2 <sup>3</sup> / <sub>4</sub> " (7cm) | -        | -     | -       | 0.353 | -          | -        | -                | -       | -      | -               | -       | -      | 2.83      |         | 32     | -       | -       | -      |
| 13 <sup>3</sup> / <sub>8</sub> " x 7 <sup>1</sup> / <sub>2</sub> " | 2 <sup>3</sup> / <sub>4</sub> " (7cm) | -        | -     | -       | 0.454 | -          | -        | -                | -       | -      | -               | -       | -      | 2.20      |         | 32     | -       | -       | -      |
| 17 <sup>3</sup> / <sub>4</sub> " x 4 <sup>7</sup> / <sub>8</sub> " | 2 <sup>3</sup> / <sub>4</sub> " (7cm) | -        | -     | -       | 0.605 | -          | -        | -                | -       | -      | -               | -       | -      | 1.65      |         | 32     | -       | -       | -      |
| 17 <sup>3</sup> / <sub>4</sub> " x 7 <sup>1</sup> / <sub>2</sub> " | 2 <sup>3</sup> / <sub>4</sub> " (7cm) | -        | -     | -       | 0.454 | -          | -        | -                | -       | -      | -               | -       | -      | 2.20      |         | 32     | -       | -       | -      |
| 6 <sup>3</sup> / <sub>4</sub> " x 4 <sup>7</sup> / <sub>8</sub> "  | 2 <sup>3</sup> / <sub>4</sub> " (7cm) | -        | -     | -       | 0.681 | -          | -        | -                | -       | -      | -               | -       | -      | 1.47      |         | 16     | -       | -       | -      |
| 8 <sup>7</sup> / <sub>8</sub> " x 7 <sup>1</sup> / <sub>2</sub> "  | 2 <sup>3</sup> / <sub>4</sub> " (7cm) | -        | -     | -       | 0.908 | -          | -        | -                | -       | -      | -               | -       | -      | 1.10      |         | 16     | -       | -       | -      |

Notes: Sold in full bundles only. Product is shipped on skids. All measurements are nominal.

**Important:** Textured surfaces require a buffer between the plate compactor and the paver surface to prevent scuffing.

To create a one-of-a-kind custom look, Artline is also available in the three finishes below:

### IL CAMPO® FINISH



GRANITE BLEND  
SPECIAL ORDER  
MINIMUM QUANTITIES APPLY

### SERIES 3000® FINISH



BLACK GRANITE  
SPECIAL ORDER  
MINIMUM QUANTITIES APPLY

### UMBRIANO® FINISH



MIDNIGHT SKY  
SPECIAL ORDER  
MINIMUM QUANTITIES APPLY



ALPINE FUSION



GRANITE FUSION



STEEL GREY



SIERRA FUSION



SYCAMORE FUSION

| Stones & Bundling     | Unit         | SqFt Per |       |         |       | Per Bundle |          | Soldier LnFt Per |         |        | Sailor LnFt per |         |        | Units Per |         |        | Lbs Per |         |        |
|-----------------------|--------------|----------|-------|---------|-------|------------|----------|------------------|---------|--------|-----------------|---------|--------|-----------|---------|--------|---------|---------|--------|
|                       | Thickness    | Bundle   | Layer | Section | Stone | Layers     | Sections | SqFt             | Section | Bundle | SqFt            | Section | Bundle | SqFt      | Section | Bundle | Layer   | Section | Bundle |
| Ontario Manufacturing |              |          |       |         |       |            |          |                  |         |        |                 |         |        |           |         |        |         |         |        |
| Random Bundle         |              | 93.25    | 11.66 |         |       | 8          | -        | -                | -       | -      | 0.483           | -       | 192.9  | -         | -       | -      | 373     | -       | 2,986  |
| 17 3/4" x 7 1/2"      | 2 3/4" (7cm) | -        | -     | -       | 0.227 | -          | -        | -                | -       | -      | 0.410           | -       | 17.7   | 4.40      | -       | 32     | -       | -       | -      |
| 13 3/8" x 7 1/2"      | 2 3/4" (7cm) | -        | -     | -       | 0.353 | -          | -        | -                | -       | -      | 0.410           | -       | 27.6   | 2.83      | -       | 32     | -       | -       | -      |
| 8 5/8" x 7 1/2"       | 2 3/4" (7cm) | -        | -     | -       | 0.454 | -          | -        | -                | -       | -      | 0.410           | -       | 35.4   | 2.20      | -       | 32     | -       | -       | -      |
| 17 3/4" x 4 5/8"      | 2 3/4" (7cm) | -        | -     | -       | 0.605 | -          | -        | -                | -       | -      | 0.410           | -       | 47.2   | 1.65      | -       | 32     | -       | -       | -      |
| 13 3/8" x 4 5/8"      | 2 3/4" (7cm) | -        | -     | -       | 0.454 | -          | -        | -                | -       | -      | 0.615           | -       | 23.6   | 2.20      | -       | 32     | -       | -       | -      |
| 10 3/8" x 4 5/8"      | 2 3/4" (7cm) | -        | -     | -       | 0.681 | -          | -        | -                | -       | -      | 0.615           | -       | 17.7   | 1.47      | -       | 16     | -       | -       | -      |
| 17 3/4" x 7 1/2"      | 2 3/4" (7cm) | -        | -     | -       | 0.908 | -          | -        | -                | -       | -      | 0.615           | -       | 23.6   | 1.10      | -       | 16     | -       | -       | -      |

Notes: Product sold in full bundles only on a refundable skid. All measurements are nominal.

**Important:** A urethane rubber paver mat must be used to prevent scuffing.

## AVANTE ASHLAR™




RIVER



SIERRA



SYCAMORE



UNIT A  
11 1/2" x 19" x 2 3/4"  
29.1cm x 48.5cm x 7cm

UNIT B  
11 1/2" x 19" x 2 3/4"  
29.1cm x 48.5cm x 7cm

UNIT C  
11 1/2" x 19" x 2 3/4"  
29.1cm x 48.5cm x 7cm

UNIT D  
11 1/2" x 19" x 2 3/4"  
29.1cm x 48.5cm x 7cm

Random Bundle  
Individual units cannot  
be sold separately




| Stones & Bundling | Unit         | SqFt Per |       |         |       | Per Bundle |          | Soldier LnFt Per |         |        | Sailor LnFt per |         |        | Units Per |         |        | Lbs Per |         |        |
|-------------------|--------------|----------|-------|---------|-------|------------|----------|------------------|---------|--------|-----------------|---------|--------|-----------|---------|--------|---------|---------|--------|
|                   | Thickness    | Bundle   | Layer | Section | Stone | Layers     | Sections | SqFt             | Section | Bundle | SqFt            | Section | Bundle | SqFt      | Section | Bundle | Layer   | Section | Bundle |
| Random Bundle:    |              | 90.75    |       |         |       | -          | -        | -                | -       | -      | -               | -       | -      | -         | -       | -      | -       | -       | 2,883  |
| Unit A            | 2 3/4" (7cm) | -        | -     | -       | 1.418 | -          | -        | -                | -       | -      | -               | -       | -      | 0.71      | -       | 24     | -       | -       | -      |
| Unit B            | 2 3/4" (7cm) | -        | -     | -       | 1.418 | -          | -        | -                | -       | -      | -               | -       | -      | 0.71      | -       | 16     | -       | -       | -      |
| Unit C            | 2 3/4" (7cm) | -        | -     | -       | 1.418 | -          | -        | -                | -       | -      | -               | -       | -      | 0.71      | -       | 8      | -       | -       | -      |
| Unit D            | 2 3/4" (7cm) | -        | -     | -       | 1.418 | -          | -        | -                | -       | -      | -               | -       | -      | 0.71      | -       | 16     | -       | -       | -      |

Notes: Sold in full bundles only. Product is shipped on skids. All measurements are nominal. **Important:** Textured surfaces require a buffer between the plate compactor and the paver surface to prevent scuffing.




Internal Use Only. AVT OH



FLAGSTONE FINISH



Internal Use Only. BHF BF

|   |   |   |  |
|---|---|---|--|
|  |  |  | Random Bundle<br>Individual units cannot<br>be sold separately |
| <b>LARGE RECTANGLE</b><br>21¼" x 14⅞" x 2⅝"<br>54cm x 36cm x 6cm                    | <b>SQUARE</b><br>14⅞" x 14⅞" x 2⅝"<br>36cm x 36cm x 6cm                             | <b>SMALL RECTANGLE</b><br>7⅞" x 14⅞" x 2⅝"<br>18cm x 36cm x 6cm                     |  |
|   |   |   |  |
|   |   |   |  |

Random Bundle  
applies to both  
Flagstone and  
Smooth Finishes



**SMALL RECTANGLE BUNDLE**  
SMOOTH FINISH ONLY  
7⅞" x 14⅞" x 2⅝"  
18cm x 36cm x 6cm

## FLAGSTONE FINISH



PLATINUM



RIVER



SLATE BLUE



WALNUT

|                    | Unit      | SqFt Per |       |         |       | Per Bundle |          | Soldier LnFt Per |         |        | Sailor LnFt per |         |        | Units Per |         |        | Lbs Per |         |        |
|--------------------|-----------|----------|-------|---------|-------|------------|----------|------------------|---------|--------|-----------------|---------|--------|-----------|---------|--------|---------|---------|--------|
| Stones & Bundling  | Thickness | Bundle   | Layer | Section | Stone | Layers     | Sections | SqFt             | Section | Bundle | SqFt            | Section | Bundle | SqFt      | Section | Bundle | Layer   | Section | Bundle |
| Ohio Manufacturing |           |          |       |         |       |            |          |                  |         |        |                 |         |        |           |         |        |         |         |        |
| Random Bundle:     |           | 93.62    | 10.40 |         |       | 9          | -        | -                | -       | -      | -               | -       | -      | 0.77      | -       | 72     | 285     | -       | 2,529  |
| Large Rectangle    | 2⅝" (6cm) | -        | -     | -       | 2.093 | -          | -        | -                | -       | -      | -               | -       | -      | 0.48      |         | 18     | -       | -       | -      |
| Small Rectangle    | 2⅝" (6cm) | -        | -     | -       | 0.698 | -          | -        | -                | -       | -      | -               | -       | -      | 1.49      |         | 27     | -       | -       | -      |
| Square             | 2⅝" (6cm) | -        | -     | -       | 1.395 | -          | -        | -                | -       | -      | -               | -       | -      | 0.75      |         | 27     | -       | -       | -      |

Notes: Sold in full bundles only. Product is shipped on skids. **Important:** Textured surfaces require a buffer between the plate compactor and the paver surface to prevent scuffing. **Product is not intended for vehicular applications.** All measurements are nominal.

## FLAGSTONE & SMOOTH FINISH



SIERRA




SYCAMORE

## AVAILABLE IN SMOOTH FINISH ONLY



OPAL



DARK BROWN



MIDNIGHT CHARCOAL



SMOOTH FINISH

7" X 14" OPAL, DARK BROWN AND MIDNIGHT CHARCOAL ARE AVAILABLE IN SMOOTH FINISH ONLY

| Stones & Bundling            | Unit         | SqFt Per |       |         |       | Per Bundle |          | Soldier LnFt Per |         |        | Sailor LnFt per |         |        | Units Per |         |        | Lbs Per |         |        |
|------------------------------|--------------|----------|-------|---------|-------|------------|----------|------------------|---------|--------|-----------------|---------|--------|-----------|---------|--------|---------|---------|--------|
|                              | Thickness    | Bundle   | Layer | Section | Stone | Layers     | Sections | SqFt             | Section | Bundle | SqFt            | Section | Bundle | SqFt      | Section | Bundle | Layer   | Section | Bundle |
| <b>Ontario Manufacturing</b> |              |          |       |         |       |            |          |                  |         |        |                 |         |        |           |         |        |         |         |        |
| Random Bundle                |              | 94.20    | 10.47 |         |       | 9          | -        | 1.364            | -       | 69.1   | -               | -       | -      | -         | -       | -      | 287     | -       | 2,584  |
| Large Rectangle              | 2 3/8" (6cm) | -        | -     | -       | 2.089 | -          | -        | 1.768            |         | 21.3   | -               | -       | -      | 0.48      |         | 18     | -       | -       | -      |
| Small Rectangle              | 2 3/8" (6cm) | -        | -     | -       | 0.698 | -          | -        | 1.181            |         | 15.9   | -               | -       | -      | 1.43      |         | 27     | -       | -       | -      |
| Square                       | 2 3/8" (6cm) | -        | -     | -       | 1.391 | -          | -        | 1.179            |         | 31.8   | -               | -       | -      | 0.72      |         | 27     | -       | -       | -      |
| Random Bundle                |              | 73.24    | 10.46 |         |       | 7          | -        | 1.364            | -       | 53.7   | -               | -       | -      | -         | -       | -      | 383     | -       | 2,680  |
| Large Rectangle              | 3 1/8" (8cm) | -        | -     | -       | 2.089 | -          | -        | 1.768            |         | 16.5   | -               | -       | -      | 0.48      |         | 14     | -       | -       | -      |
| Small Rectangle              | 3 1/8" (8cm) | -        | -     | -       | 0.698 | -          | -        | 1.181            |         | 12.4   | -               | -       | -      | 1.43      |         | 21     | -       | -       | -      |
| Square                       | 3 1/8" (8cm) | -        | -     | -       | 1.391 | -          | -        | 1.179            |         | 24.8   | -               | -       | -      | 0.72      |         | 21     | -       | -       | -      |
| 7"x14"                       | 2 3/8" (6cm) | 94.20    | 10.47 |         | 0.698 | 9          | -        | 1.182            | -       | 79.7   | -               | -       | -      | 1.43      | -       | 135    | 287     | -       | 2,584  |
| 7"x14"                       | 3 1/8" (8cm) | 73.24    | 10.46 |         | 0.698 | 7          | -        | 1.181            | -       | 62.0   | -               | -       | -      | 1.43      | -       | 105    | 383     | -       | 2,680  |

Notes: Sold in full bundles only on a refundable skid. **Product is not intended for vehicular applications.** Beacon Hill 8cm is approved for vehicular applications. All measurements are nominal. **Important: A urethane rubber paver mat must be used to prevent scuffing.**

# BRUSSELS BLOCK®



DESERT SAND



LIMESTONE



MAHOGANY



SANDSTONE



SIERRA



MIDNIGHT CHARCOAL  
**NEW FOR 2016**

Midnight Charcoal  
is only available in  
Standard Stone



XL STONE  
8¼" x 13¾" x 2¾"  
20.8cm x 34.8cm  
x 7cm



STANDARD STONE  
6⅞" x 8¼" x 2¾"  
17.3cm x 20.8cm  
x 7cm



HALF STONE  
4¼" x 6⅞" x 2¾"  
10.4cm x 17.3cm  
x 7cm

| Stones & Bundling        | Unit      | SqFt Per |       |         |       | Per Bundle |          | Soldier LnFt Per |         |        | Sailor LnFt per |         |        | Units Per |         |        | Lbs Per |         |        |
|--------------------------|-----------|----------|-------|---------|-------|------------|----------|------------------|---------|--------|-----------------|---------|--------|-----------|---------|--------|---------|---------|--------|
|                          | Thickness | Bundle   | Layer | Section | Stone | Layers     | Sections | SqFt             | Section | Bundle | SqFt            | Section | Bundle | SqFt      | Section | Bundle | Layer   | Section | Bundle |
| <b>Ayr Manufacturing</b> |           |          |       |         |       |            |          |                  |         |        |                 |         |        |           |         |        |         |         |        |
| XL                       | 2¾" (7cm) | 95.94    | 11.99 | 31.98   | 0.800 | 8          | 3        | 1.172            | 27.3    | 81.9   | 0.700           | -       | 137.0  | 1.25      | 40      | 120    | 378     | 1,008   | 3,024  |
| Standard                 | 2¾" (7cm) | 95.94    | 11.99 | 19.19   | 0.400 | 8          | 5        | 0.704            | 27.2    | 136.2  | 0.586           | -       | 163.8  | 2.50      | 48      | 240    | 383     | 613     | 3,064  |
| Half                     | 2¾" (7cm) | 95.94    | 11.99 | 15.99   | 0.200 | 8          | 6        | 0.586            | 27.3    | 163.8  | 0.352           | -       | 272.4  | 5.00      | 80      | 480    | 372     | 496     | 2,976  |

Notes: All measurements are nominal.

Internal Use Only. BBK ON

## BRUSSELS FULLNOSE™ & BRUSSELS DOUBLE FULLNOSE™ Tumbled & Classic

ONTARIO SELLS ONLY SINGLE FULLNOSE AND TUMBLED  
- SHOWN BELOW:



DESERT SAND



LIMESTONE




MAHOGANY ASH



SANDSTONE



SIERRA



| Stones & Bundling | Unit      | SqFt Per |       |         |       | Per Bundle |          | Soldier LnFt Per |         |        | Sailor LnFt per |         |        | Units Per |         |        | Lbs Per |         |        |
|-------------------|-----------|----------|-------|---------|-------|------------|----------|------------------|---------|--------|-----------------|---------|--------|-----------|---------|--------|---------|---------|--------|
|                   | Thickness | Bundle   | Layer | Section | Stone | Layers     | Sections | SqFt             | Section | Bundle | SqFt            | Section | Bundle | SqFt      | Section | Bundle | Layer   | Section | Bundle |
| Ayr Manufacturing |           |          |       |         |       |            |          |                  |         |        |                 |         |        |           |         |        |         |         |        |
| Standard          | 2¾" (7cm) | 96.00    |       | 24.00   | 0.500 | -          | 4        | 1.016            | 23.6    | 94.5   | -               | -       | -      | 2.00      | 48      | 192    |         | 710     | 2,841  |

Notes: All measurements are nominal.

Internal Use Only. BFN ON

TUMBLED FINISH




STANDARD  
6" x 12" x 2¾"  
15cm x 30cm x 7cm




DOUBLE  
6" x 12" x 2¾"  
15cm x 30cm x 7cm

FULLNOSE CLASSIC



STANDARD  
6" x 12" x 2¾"  
15cm x 30cm x 7cm



DOUBLE  
6" x 12" x 2¾"  
15cm x 30cm x 7cm

ONLY DOUBLE FULLNOSE AND NON-TUMBLED ARE AVAILABLE IN OHIO - SHOWN BELOW:



COFFEE CREEK



LIMESTONE



SANDSTONE



SIERRA



MOCHA \*

| Stones & Bundling | Unit      | SqFt Per |       |         |       | Per Bundle |          | Soldier LnFt Per |         |        | Sailor LnFt per |         |        | Units Per |         |        | Lbs Per |         |        |
|-------------------|-----------|----------|-------|---------|-------|------------|----------|------------------|---------|--------|-----------------|---------|--------|-----------|---------|--------|---------|---------|--------|
|                   | Thickness | Bundle   | Layer | Section | Stone | Layers     | Sections | SqFt             | Section | Bundle | SqFt            | Section | Bundle | SqFt      | Section | Bundle | Layer   | Section | Bundle |
| Standard          | 2¾" (7cm) | 78.28    |       | 19.57   | 0.489 | -          | 4        | -                | 20      | 80     | -               | -       | -      | 2.04      | 40      | 160    |         | 594     | 2,376  |
| Double            | 2¾" (7cm) | 78.28    |       | 19.57   | 0.489 | -          | 4        | -                | 20      | 80     | -               | -       | -      | 2.04      | 40      | 160    |         | 594     | 2,376  |

Notes: \* Brussels Fullnose and Double Fullnose are available in the same sizes and colors in both tumbled and untumbled finish, except Mocha, which is only available in Standard Fullnose. All measurements are nominal.

Internal Use Only. BFN OH



AUTUMN RED



COFFEE CREEK



RIVER



LARGE RECTANGLE  
6" x 9" x 2<sup>3</sup>/<sub>8</sub>"  
15cm x 22.5cm x 6cm



SQUARE  
6" x 6" x 2<sup>3</sup>/<sub>8</sub>"  
15cm x 15cm x 6cm



| Stones & Bundling | Unit Thickness                        | SqFt Per |       |         |       | Per Bundle |          | Soldier LnFt Per |         |        | Sailor LnFt per |         |        | Units Per |         |        | Lbs Per |         |        |
|-------------------|---------------------------------------|----------|-------|---------|-------|------------|----------|------------------|---------|--------|-----------------|---------|--------|-----------|---------|--------|---------|---------|--------|
|                   |                                       | Bundle   | Layer | Section | Stone | Layers     | Sections | SqFt             | Section | Bundle | SqFt            | Section | Bundle | SqFt      | Section | Bundle | Layer   | Section | Bundle |
| Large Rectangle   | 2 <sup>3</sup> / <sub>8</sub> " (6cm) | 98.91    |       | 19.78   | 0.412 | -          | 5        | 0.837            | 23.6    | 118.1  | 0.558           | -       | 177.2  | 2.49      | 48      | 240    |         | 515     | 2,576  |
| Square            | 2 <sup>3</sup> / <sub>8</sub> " (6cm) | 91.10    |       | 13.01   | 0.271 | -          | 7        | 0.551            | 23.6    | 165.4  | 0.551           | -       | 165.4  | 3.69      | 48      | 336    |         | 348     | 2,433  |
| Large Rectangle * | 3 <sup>1</sup> / <sub>8</sub> " (8cm) | 74.40    |       | 14.88   | 0.413 | -          | 6        | 0.840            | 17.7    | 88.6   | 0.560           | -       | 132.9  | 2.49      | -       | -      |         | -       | 2,610  |
| Square *          | 3 <sup>1</sup> / <sub>8</sub> " (8cm) | 81.20    |       | 11.60   | 0.276 | -          | 7        | 0.561            | 20.7    | 144.7  | 0.561           | -       | 144.7  | 3.69      | -       | -      |         | -       | 2,730  |

Notes: \*3<sup>1</sup>/<sub>8</sub>" (8cm) thick units available by special order only. 8cm full bundle only.  
Minimum quantities apply. All measurements are nominal.

Internal Use Only. CAM OH

## COPTHORNE®

**ENDURACOLOR™**  
PLUS ARCHITECTURAL FINISHES



BURGUNDY RED



BURNT CLAY



OLD OAK



BURGUNDY RED/  
BURNT CLAY/OLD  
OAK  
Sold Separately/  
Blended on Site



### PRODUCT TECHNOLOGY

#### Reala™ Surface Technology

Ultra-realistic textures cast from natural stone, brick and historic cobblestones.

#### Ultima™ Concrete Technology

This proprietary manufacturing process creates pavers and walls with up to four times the strength of poured concrete.



STANDARD  
2<sup>1</sup>/<sub>2</sub>" x 7<sup>7</sup>/<sub>8</sub>" x 2<sup>3</sup>/<sub>8</sub>"  
6.5cm x 20cm x 6cm



BASALT

| Stones & Bundling | Unit Thickness                        | SqFt Per |       |         |       | Per Bundle |          | Soldier LnFt Per |         |        | Sailor LnFt per |         |        | Units Per |         |        | Lbs Per |         |        |
|-------------------|---------------------------------------|----------|-------|---------|-------|------------|----------|------------------|---------|--------|-----------------|---------|--------|-----------|---------|--------|---------|---------|--------|
|                   |                                       | Bundle   | Layer | Section | Stone | Layers     | Sections | SqFt             | Section | Bundle | SqFt            | Section | Bundle | SqFt      | Section | Bundle | Layer   | Section | Bundle |
| Ayr Manufacturing |                                       |          |       |         |       |            |          |                  |         |        |                 |         |        |           |         |        |         |         |        |
| 2.5"X8"           | 2 <sup>3</sup> / <sub>8</sub> " (6cm) | 89.20    | 11.15 |         | 0.149 | 8          | -        | 0.708            | -       | 126.0  | 0.227           | -       | 393.7  | 6.73      | -       | 600    | 294     | -       | 2,349  |

Notes: Sold in full bundles only on a refundable skid. All measurements are nominal. **Important:** A urethane rubber paver mat must be used to prevent scuffing. Read the Polymeric Sand advisory on page 45. Contact Unilock for information.

Internal Use Only. COP ON



BASALT



BELGIAN BLUE



DAWN MIST



PEBBLE TAUPE

BASALT/  
BELGIAN BLUE  
Sold Separately/  
Blended on SiteDAWN MIST/  
PEBBLE TAUPE  
Sold Separately/  
Blended on Site

## PRODUCT TECHNOLOGY

Reala<sup>™</sup> Surface Technology

Ultra-realistic textures cast from natural stone, brick and historic cobblestones.

Ultima<sup>™</sup> Concrete Technology

This proprietary manufacturing process creates pavers and walls with up to four times the strength of poured concrete.


XL RECTANGLE  
5½" x 8¾" x 2¾"  
13cm x 21.5cm x 6cmLARGE RECTANGLE  
5½" x 7¼" x 2¾"  
13cm x 18.5cm x 6cmRECTANGLE  
5½" x 6½" x 2¾"  
13cm x 16.5cm x 6cmSMALL RECTANGLE  
5½" x 5¾" x 2¾"  
13cm x 14.5cm x 6cmSQUARE  
5½" x 5½" x 2¾"  
13cm x 13cm x 6cm

Individual units cannot  
be sold separately  
Random Bundle

| Stones & Bundling       | Unit      | SqFt Per |       |         |       | Per Bundle |          | Soldier LnFt Per |         |        | Sailor LnFt per |         |        | Units Per |         |        | Lbs Per |         |        |
|-------------------------|-----------|----------|-------|---------|-------|------------|----------|------------------|---------|--------|-----------------|---------|--------|-----------|---------|--------|---------|---------|--------|
|                         | Thickness | Bundle   | Layer | Section | Stone | Layers     | Sections | SqFt             | Section | Bundle | SqFt            | Section | Bundle | SqFt      | Section | Bundle | Layer   | Section | Bundle |
| Pickering Manufacturing |           |          |       |         |       |            |          |                  |         |        |                 |         |        |           |         |        |         |         |        |
| Random Bundle           |           | 98.30    | 12.29 |         |       | 8          | -        | 0.600            | -       | 163.8  | 0.444           | -       | 221.5  | -         | -       | -      | 291     | -       | 2,326  |
| XL Rectangle            | 2¾" (6cm) | -        | -     | -       | 0.301 | -          | -        | 0.705            |         | 54.6   | 0.427           |         | 90.3   | 3.32      |         | 128    | -       | -       | -      |
| Large Rectangle         | 2¾" (6cm) | -        | -     | -       | 0.259 | -          | -        | 0.607            |         | 27.3   | 0.427           |         | 38.8   | 3.86      |         | 64     | -       | -       | -      |
| Rectangle               | 2¾" (6cm) | -        | -     | -       | 0.231 | -          | -        | 0.541            |         | 27.3   | 0.427           |         | 34.6   | 4.33      |         | 64     | -       | -       | -      |
| Small Rectangle         | 2¾" (6cm) | -        | -     | -       | 0.203 | -          | -        | 0.476            |         | 27.3   | 0.427           |         | 30.4   | 4.93      |         | 64     | -       | -       | -      |
| Square                  | 2¾" (6cm) | -        | -     | -       | 0.182 | -          | -        | 0.427            |         | 27.3   | 0.427           |         | 27.3   | 5.50      |         | 64     | -       | -       | -      |

Notes: Sold in full bundles only on a refundable skid. All measurements are nominal. **Important:** A urethane rubber paver mat must be used to prevent scuffing. Read the Polymeric Sand advisory on page 45. Contact Unilock for information.

Internal Use Only. CRT ON

DURA-MAT<sup>™</sup>NATURAL  
SPECIAL ORDERSTANDARD  
19¾" x 19¾" x 4"  
50cm x 50cm x 10cm

| Stones & Bundling     | Unit      | SqFt Per |       |         |       | Per Bundle |          | Soldier LnFt Per |         |        | Sailor LnFt per |         |        | Units Per |         |        | Lbs Per |         |        |
|-----------------------|-----------|----------|-------|---------|-------|------------|----------|------------------|---------|--------|-----------------|---------|--------|-----------|---------|--------|---------|---------|--------|
|                       | Thickness | Bundle   | Layer | Section | Stone | Layers     | Sections | SqFt             | Section | Bundle | SqFt            | Section | Bundle | SqFt      | Section | Bundle | Layer   | Section | Bundle |
| Gormley Manufacturing |           |          |       |         |       |            |          |                  |         |        |                 |         |        |           |         |        |         |         |        |
| Standard              | 4" (10cm) | 78.40    |       |         | 2.800 | -          | -        | -                | -       |        | -               | -       | -      | 0.36      | -       | 28     | -       | -       | 2,240  |

Notes: **Sold in full bundles only** and is shipped on a refundable skid. All measurements are nominal.

Internal Use Only. DMT ON



NATURAL



RIVER



STANDARD  
10 1/4" x 10 1/4" x 3 1/8"  
26cm x 26cm x 8cm




| Stones & Bundling | Unit         | SqFt Per |       |         |       | Per Bundle |          | Soldier LnFt Per |         |        | Sailor LnFt per |         |        | Units Per |         |        | Lbs Per |         |        |
|-------------------|--------------|----------|-------|---------|-------|------------|----------|------------------|---------|--------|-----------------|---------|--------|-----------|---------|--------|---------|---------|--------|
|                   | Thickness    | Bundle   | Layer | Section | Stone | Layers     | Sections | SqFt             | Section | Bundle | SqFt            | Section | Bundle | SqFt      | Section | Bundle | Layer   | Section | Bundle |
| Standard          | 3 1/8" (8cm) | 84.40    |       |         | 0.502 | -          | -        | -                | -       |        | -               | -       | -      | 1.99      | -       | 168    |         | -       | 2,818  |

Notes: **Most standard colors are available but are special order only and subject to minimum quantities.** Contact your representative for details. This product is optimized for mechanical installation. Product is available in full bundles only and is shipped on skids. All measurements are nominal. Contact Unilock for information.

Internal Use Only. EOP OH



RIVER



LARGE SQUARE  
10" x 10" x 3 1/8"  
24cm x 24cm x 8cm  
**SPECIAL ORDER**



RECTANGLE  
5" x 10" x 3 1/8"  
12cm x 24cm x 8cm



| Stones & Bundling | Unit         | SqFt Per |       |         |       | Per Bundle |          | Soldier LnFt Per |         |        | Sailor LnFt per |         |        | Units Per |         |        | Lbs Per |         |        |
|-------------------|--------------|----------|-------|---------|-------|------------|----------|------------------|---------|--------|-----------------|---------|--------|-----------|---------|--------|---------|---------|--------|
|                   | Thickness    | Bundle   | Layer | Section | Stone | Layers     | Sections | SqFt             | Section | Bundle | SqFt            | Section | Bundle | SqFt      | Section | Bundle | Layer   | Section | Bundle |
| Rectangle **      | 3 1/8" (8cm) | 74.59    |       |         | 0.344 | -          | -        | 0.873            | -       | 85.4   | 0.437           | -       | 170.9  | 3.28      | -       | 217    |         | -       | 2,669  |
| Large Square      | 3 1/8" (8cm) | 86.6     |       |         | 0.618 |            |          |                  |         | 110    |                 |         | -      | 1.61      |         | 140    |         |         | 3,098  |

Notes: **River is available in 5x10 as a stock item.** \*\* 5x10 bundles also contain 56 5x5 units (\*217 5x10) for your convenience. Sold in full bundles only and is shipped on skids. Eco-Priora can be manufactured in a variety of custom colors and textures. Minimum quantities may apply. Specially graded aggregates must be used for the joints. Contact Unilock for information. All measurements are nominal.


Internal Use Only. EPA OH



HERITAGE BROWN



SANTA FE



LARGE SQUARE  
10" x 10" x 3 1/8"  
24cm x 24cm x 8cm



RECTANGLE  
5" x 10" x 3 1/8"  
12cm x 24cm x 8cm



| Stones & Bundling       | Unit Thickness | SqFt Per |       |         |       | Per Bundle |          | Soldier LnFt Per |         |        | Sailor LnFt per |         |        | Units Per |         |        | Lbs Per |         |        |
|-------------------------|----------------|----------|-------|---------|-------|------------|----------|------------------|---------|--------|-----------------|---------|--------|-----------|---------|--------|---------|---------|--------|
|                         |                | Bundle   | Layer | Section | Stone | Layers     | Sections | SqFt             | Section | Bundle | SqFt            | Section | Bundle | SqFt      | Section | Bundle | Layer   | Section | Bundle |
| Pickering Manufacturing |                |          |       |         |       |            |          |                  |         |        |                 |         |        |           |         |        |         |         |        |
| Large Square            | 3 1/8" (8cm)   | 65.10    | 9.30  | -       | 0.620 | 7          | -        | 0.787            | -       | 82.7   | -               | -       | -      | 1.61      | -       | 105    | 333     | -       | 2,329  |
| Rectangle               | 3 1/8" (8cm)   | 74.59    | 10.66 | -       | 0.304 | 7          | -        | 0.773            | -       | 96.5   | -               | -       | -      | 3.29      | -       | 245    | 381     | -       | 2,669  |

Notes: Sold in full bundles only on a refundable skid. Eco-Priora is available in Series 3000® and Umbriano® finishes. Minimum quantities apply on custom orders. Contact Unilock for details. All measurements are nominal. **Important: A urethane rubber paver mat must be used to prevent scuffing.** Specially designed aggregates must be used for the joints. **Read the Polymeric Sand advisory on page 45.** Contact Unilock for information.

Internal Use Only. EPA ON

## HOLLANDSTONE™/ DOUBLE HOLLAND™



SIERRA



DARK CHARCOAL



GRANITE\*\*



NATURAL




RUSTIC RED



TERRA COTTA\*\*



HOLLANDSTONE  
4" x 8" x 2 3/8"  
10cm x 20cm x 6cm



DOUBLE HOLLAND  
**SPECIAL ORDER**  
8" x 8" x 2 3/8"  
20cm x 20cm x 6cm



| Stones & Bundling | Unit Thickness | SqFt Per |       |         |       | Per Bundle |          | Soldier LnFt Per |         |        | Sailor LnFt per |         |        | Units Per |         |        | Lbs Per |         |        |
|-------------------|----------------|----------|-------|---------|-------|------------|----------|------------------|---------|--------|-----------------|---------|--------|-----------|---------|--------|---------|---------|--------|
|                   |                | Bundle   | Layer | Section | Stone | Layers     | Sections | SqFt             | Section | Bundle | SqFt            | Section | Bundle | SqFt      | Section | Bundle | Layer   | Section | Bundle |
| Ayr Manufacturing |                |          |       |         |       |            |          |                  |         |        |                 |         |        |           |         |        |         |         |        |
| Hollandstone      | 2 3/8" (6cm)   | 109.26   |       | 21.85   | 0.219 | -          | 5        | 0.666            | 32.8    | 164.0  | 0.333           | -       | 328.1  | 4.58      | 100     | 500    |         | 600     | 2,999  |
|                   | 3 1/8" (8cm)   | 87.41    |       | 17.48   | 0.219 | -          | 5        | 0.666            | 26.2    | 131.2  | 0.333           | -       | 262.5  | 4.58      | 80      | 400    |         | 640     | 3,199  |
| Double Holland    | 2 3/8" (6cm)   | 108.72   |       | 21.74   | 0.435 | -          | 5        | 0.663            | 32.8    | 164.0  | 0.663           | -       | 164.0  | 2.30      | 50      | 250    |         | 597     | 2,984  |
|                   | 3 1/8" (8cm)   | 86.98    |       | 17.40   | 0.435 | -          | 5        | 0.663            | 26.2    | 131.2  | 0.663           | -       | 131.2  | 2.30      | 40      | 200    |         | 637     | 3,183  |

Notes: Hollandstone is available in all listed colors. Double Holland is special order. Hollandstone and Double Holland are dimensionally compatible. All measurements are nominal.

Internal Use Only. HOL ON



COFFEE CREEK



GRANITE BLEND



HERITAGE BROWN



SANTA FE



DARK CHARCOAL\*


12" x 12" x 2 3/4"  
30cm x 30cm  
x 7cm

4" x 12" x 2 3/4"  
10cm x 30cm  
x 7cm

6" x 8" x 2 3/4"  
15cm x 20cm x 7cm  
ALSO AVAILABLE IN  
DARK CHARCOAL

4" x 8" x 2 3/4" & 3 1/8"  
10cm x 20cm x 7cm & 8cm  
AVAILABLE ONLY IN  
DARK CHARCOAL

6" x 8" x 2 3/4"  
15cm x 20cm  
x 7cm

6" x 6" x 2 3/4"  
15cm x 15cm  
x 7cm

4" x 6" x 2 3/4"  
10cm x 15cm  
x 7cm

Random Bundle  
Individual units cannot  
be sold separately

| Stones & Bundling       | Unit         | SqFt Per |       |         |       | Per Bundle |          | Soldier LnFt Per |         |        | Sailor LnFt per |         |        | Units Per |         |        | Lbs Per |         |        |
|-------------------------|--------------|----------|-------|---------|-------|------------|----------|------------------|---------|--------|-----------------|---------|--------|-----------|---------|--------|---------|---------|--------|
|                         | Thickness    | Bundle   | Layer | Section | Stone | Layers     | Sections | SqFt             | Section | Bundle | SqFt            | Section | Bundle | SqFt      | Section | Bundle | Layer   | Section | Bundle |
| Pickering Manufacturing |              |          |       |         |       |            |          |                  |         |        |                 |         |        |           |         |        |         |         |        |
| 12" x 12"               | 2 3/4" (7cm) | 93.04    | 11.63 |         | 0.969 | 8          | -        | 0.985            | -       | 94.5   | 0.985           | -       | 94.5   | 1.03      | -       | 96     | 393     | -       | 3,140  |
| 4" x 12"                | 2 3/4" (7cm) | 93.04    | 11.63 |         | 0.323 | 8          | -        | 0.985            | -       | 94.5   | 0.328           | -       | 283.5  | 3.10      | -       | 288    | 393     | -       | 3,140  |
| 6" x 8"                 | 2 3/4" (7cm) | 93.04    | 11.63 |         | 0.323 | 8          | -        | 0.656            | -       | 141.7  | 0.492           | -       | 189.0  | 3.10      | -       | 288    | 392     | -       | 3,140  |
| 4" x 8"                 | 2 3/4" (7cm) | 94.60    | 11.82 |         | 0.219 | 8          | -        | 0.667            | -       | 141.8  | 0.334           | -       | 283.6  | 4.57      | -       | 432    | 377     | -       | 3,021  |
| 4" x 8"                 | 3 1/8" (8cm) | 82.70    | 11.82 |         | 0.219 | 7          | -        | 0.667            | -       | 124.0  | 0.333           | -       | 248.0  | 4.57      | -       | 378    | 432     | -       | 3,026  |
| 6" x 8"                 | 2 3/4" (7cm) | 93.04    | 11.63 |         | 0.323 | 8          | -        | 0.656            | -       | 141.7  | 0.492           | -       | 189.0  | 3.10      | -       | 288    | 392     | -       | 3,140  |
| Random Bundle           |              | 89.12    | 11.14 |         |       | 8          | -        | 0.576            | -       | 154.9  | 0.465           | -       | 191.6  | -         | -       | -      | 376     | -       | 3,008  |
| 6" x 8"                 | 2 3/4" (7cm) | -        | -     | -       | 0.323 | -          | -        | 0.656            |         | 78.7   | 0.492           |         | 105.0  | 3.10      |         | 160    | -       | -       | -      |
| 6" x 6"                 | 2 3/4" (7cm) | -        | -     | -       | 0.242 | -          | -        | 0.492            |         | 55.1   | 0.492           |         | 55.1   | 4.13      |         | 112    | -       | -       | -      |
| 4" x 6"                 | 2 3/4" (7cm) | -        | -     | -       | 0.161 | -          | -        | 0.492            |         | 21.0   | 0.328           |         | 31.5   | 6.19      |         | 64     | -       | -       | -      |

Notes: \*Dark Charcoal is only available in 6" x 8" and 4" x 8". Il Campo is sold in full bundles only. Can be mechanically installed. All measurements are nominal.

**Important:** Sold on a refundable skid. **Important:** A urethane rubber mat must be used to prevent scuffing. Read the Polymeric Sand advisory on page 45. Contact Unilock for information.

# NATURAL STONE

New  
for 2016

## SANDSTONE



STONE CLIFF GREY





INDIAN COAST

## LIMESTONE



BLACK RIVER



| Stones & Bundling | Unit<br>Thickness | SqFt Per |       | LnFt Per |       | Units Per |       | Lbs Per     |       |
|-------------------|-------------------|----------|-------|----------|-------|-----------|-------|-------------|-------|
|                   |                   | Crate    | Stone | Unit     | Crate | SqFt      | Crate | Unit        | Crate |
| 24" x 36"         | .87" (2.2cm)      | 180      | 6     |          |       | 0.17      | 30    | 71.63       | 2,149 |
| Random Pack       |                   | 174      | 2-6   |          |       |           | 48    | 22.4 - 71.6 | 2,265 |
| 12" x 24"         | .87" (2.2cm)      | 22.6     | 2     |          |       | 0.5       | 12    |             |       |
| 18" x 24"         | .87" (2.2cm)      | 34.7     | 3     |          |       | 0.3       | 12    |             |       |
| 24" x 24"         | .87" (2.2cm)      | 46.5     | 4     |          |       | 0.25      | 12    |             |       |
| 24" x 36"         | .87" (2.2cm)      | 70.2     | 6     |          |       | 0.17      | 12    |             |       |
| 12" x 48" Coping  | 2" (5cm)          |          |       | 4        | 80    |           | 20    | 105.8       | 2,116 |

Notes: **Product is sold in full crates only.** **Important:** Textured surfaces require a buffer between the plate compactor and the paver surface to prevent scuffing.



ALMOND GROVE



GRANITE BLEND



JAVA



VALLEY GREY



SQUARE  
14¾" x 14¾" x 3⅞"  
37.5cm x 37.5cm x 8cm



LARGE RECTANGLE  
9⅞" x 14¾" x 3⅞"  
25cm x 37.5cm x 8cm



SMALL RECTANGLE  
5" x 9⅞" x 3⅞"  
12.5cm x 25cm x 8cm



| Stones & Bundling       | Unit      | SqFt Per |       |         |       | Per Bundle |          | Soldier LnFt Per |         |        | Sailor LnFt per |         |        | Units Per |         |        | Lbs Per |         |        |
|-------------------------|-----------|----------|-------|---------|-------|------------|----------|------------------|---------|--------|-----------------|---------|--------|-----------|---------|--------|---------|---------|--------|
|                         | Thickness | Bundle   | Layer | Section | Stone | Layers     | Sections | SqFt             | Section | Bundle | SqFt            | Section | Bundle | SqFt      | Section | Bundle | Layer   | Section | Bundle |
| Pickering Manufacturing |           |          |       |         |       |            |          |                  |         |        |                 |         |        |           |         |        |         |         |        |
| Square                  | 3⅞" (8cm) | 63.91    |       | 21.30   | 1.522 | -          | 3        | 1.237            | 17.2    | 51.7   | -               | -       | -      | 0.66      | 14      | 42     |         | 798     | 2,395  |
| Large Rectangle         | 3⅞" (8cm) | 56.89    |       | 14.22   | 1.016 | -          | 4        | 1.239            | 11.5    | 45.9   | -               | -       | -      | 0.98      | 14      | 56     |         | 533     | 2,131  |
| Small Rectangle         | 3⅞" (8cm) | 64.34    |       | 7.15    | 0.340 | -          | 9        | 0.830            | 8.6     | 77.5   | -               | -       | -      | 2.94      | 21      | 189    |         | 268     | 2,411  |

Notes: All measurements are nominal. **Important:** A urethane rubber paver mat must be used to prevent scuffing.

Internal Use Only. NSH ON

## OPTILOC®



NATURAL



STANDARD  
10¼" x 10¼" x 3⅞"  
26cm x 26cm x 8cm

| Stones & Bundling     | Unit      | SqFt Per |       |         |       | Per Bundle |          | Soldier LnFt Per |         |        | Sailor LnFt per |         |        | Units Per |         |        | Lbs Per |         |        |
|-----------------------|-----------|----------|-------|---------|-------|------------|----------|------------------|---------|--------|-----------------|---------|--------|-----------|---------|--------|---------|---------|--------|
|                       | Thickness | Bundle   | Layer | Section | Stone | Layers     | Sections | SqFt             | Section | Bundle | SqFt            | Section | Bundle | SqFt      | Section | Bundle | Layer   | Section | Bundle |
| Gormley Manufacturing |           |          |       |         |       |            |          |                  |         |        |                 |         |        |           |         |        |         |         |        |
| Standard              | 3⅞" (8cm) | 93.14    | 11.64 |         | 0.739 | 8          | -        | -                | -       |        | -               | -       | -      | 1.35      | -       | 126    | 426     | -       | 3,409  |

Notes: This product is optimized for mechanical installation. Sold in full bundles only on a refundable skid. 126 units per bundle is made up of 119 whole units, 7½ units and 7½ units. Minimum quantities may apply. All measurements are nominal.

Internal Use Only. OPT ON

# PORCELAIN

**New**  
for 2016



DAVINCI DRIFTWOOD



EPOKAL BEIGE SCURO



EPOKAL GREY



GOHAM GREY



TRAVSTONE BEIGE



DAVINCI BIRCH  
SPECIAL ORDER



EPOKAL BEIGE  
SPECIAL ORDER



GOHAM BEIGE  
SPECIAL ORDER



GOHAM NERO  
SPECIAL ORDER



TRAVSTONE NOCE  
SPECIAL ORDER




GRAUSTEIN



GOLDEN STONE



BEOLA BIANCA  
SPECIAL ORDER



24" x 24" x "  
60cm x 60cm x 2cm



16" x 32" x "  
60cm x 60cm x 2cm

| Stones & Bundling                       | Unit       | SqFt Per |      |        | Boxes  | Units Per |       | Lbs Per |      |       |
|---|------------|----------|------|--------|--------|-----------|-------|---------|------|-------|
|   | Thickness  | Unit     | Box  | Crate  | /Crate | Box       | Crate | SqFt    | Box  | Crate |
|   |            |          |      |        |        |           |       |         |      |       |
| STOCK:                                  |            |          |      |        |        |           |       |         |      |       |
| DaVinci Driftwood (60 x 60cm) 24" x 24  | .75" (2cm) | 3.875    | 7.75 | 248    | 32     | 2         | 64    | 9.04    | 70.1 | 2,293 |
| Epokal Beige Scuro (40 x 80cm) 16" x 32 | .75" (2cm) | 3.445    | 6.89 | 165.36 | 24     | 2         | 48    | 9.04    | 62.3 | 1,541 |
| Epokal Grey (40 x 80cm) 16" x 32        | .75" (2cm) | 3.445    | 6.89 | 165.36 | 24     | 2         | 48    | 9.04    | 62.3 | 1,541 |
| Gotham Grey (60 x 60cm) 24" x 24"       | .75" (2cm) | 3.875    | -    | 255.76 | -      | -         | 66    | 9.23    | -    | 2,360 |
| Travestone Beige (60 x 60cm) 24" x 24"  | .75" (2cm) | 3.875    | -    | 255.76 | -      | -         | 66    | 9.23    | -    | 2,360 |
| Graustein (60 x 60cm) 24" x 24"         | .75" (2cm) | 3.875    | 7.75 | 232.5  | 30     | 2         | 60    | 9       | 72.6 | 2,178 |
| Golden Stone (60 x 60cm) 24" x 24"      | .75" (2cm) | 3.875    | 7.75 | 232.5  | 30     | 2         | 60    | 9       | 72.6 | 2,178 |
| SPECIAL ORDER:                          |            |          |      |        |        |           |       |         |      |       |
| DaVinci Birch (60 x 60cm) 24" x 24"     | .75" (2cm) | 3.875    | 7.75 | 248    | 32     | 2         | 64    | 9.04    | 70.1 | 2,293 |
| Epokal Beige (40 x 80cm) 16" x 32       | .75" (2cm) | 3.445    | 6.89 | 165.36 | 24     | 2         | 48    | 9.04    | 62.3 | 1,541 |
| Gotham Beige (60 x 60cm) 24" x 24"      | .75" (2cm) | 3.875    | -    | 255.76 | -      | -         | 66    | 9.23    | -    | 2,360 |
| Gotham Nero (60 x 60cm) 24" x 24"       | .75" (2cm) | 3.875    | -    | 255.76 | -      | -         | 66    | 9.23    | -    | 2,360 |
| Travestone Noce (60 x 60cm) 24" x 24"   | .75" (2cm) | 3.875    | -    | 255.76 | -      | -         | 66    | 9.23    | -    | 2,360 |
| Beola Bianca (60 x 60cm) 24" x 24"      | .75" (2cm) | 3.875    | 7.75 | 232.5  | 30     | 2         | 60    | 9       | 72.6 | 2,178 |

Notes: **Product is sold in full crates only. For pedestal applications, please contact your Unilock Territory Manager.** Important: Textured surfaces require a buffer between the plate compactor and the paver surface to prevent scuffing.

# PROMENADE™ PLANK PAVER

ENDURACOLOR™



OPAL



STEEL GREY



GRANITE BLEND  
IL CAMPO' FINISH



BLACK GRANITE  
SERIES 3000' FINISH

ENDURACOLOR  
PLUS ARCHITECTURAL FINISHES



8" x 24" x 4"  
(20cm x 60cm x 10cm)



4" x 16" x 4"  
(10cm x 40cm x 10cm)



4" x 12" x 4"  
(10cm x 30cm x 10cm)



|   | Unit      | SqFt Per |       |         |       | Per Bundle |          | Soldier LnFt Per |         |        | Sailor LnFt per |         |        | Units Per |         |        | Lbs Per |         |        |
|---|-----------|----------|-------|---------|-------|------------|----------|------------------|---------|--------|-----------------|---------|--------|-----------|---------|--------|---------|---------|--------|
| Stones & Bundling   | Thickness | Bundle   | Layer | Section | Stone | Layers     | Sections | SqFt             | Section | Bundle | SqFt            | Section | Bundle | SqFt      | Section | Bundle | Layer   | Section | Bundle |
| Series 3000 Finish - Georgetown Manufacturing/All other colors/finishes - Pickering Manufacturing |           |          |       |         |       |            |          |                  |         |        |                 |         |        |           |         |        |         |         |        |
| 8" x 24"  | 4" (10cm) | 58.13    |       |         | 0.363 | -          | -        | -                | -       |        | -               | -       | -      | 2.75      | -       | 160    |         | -       | 2,659  |
| 4" x 16"  | 4" (10cm) | 51.67    |       |         | 1.292 | -          | -        | -                | -       |        | -               | -       | -      | 0.77      | -       | 40     |         | -       | 2,391  |
| 4" x 12"  | 4" (10cm) | 51.67    |       |         | 0.431 | -          | -        | -                | -       |        | -               | -       | -      | 2.32      | -       | 120    |         | -       | 2,440  |

Notes: Sold in full bundles only on a refundable skid. **Important:** A urethane rubber paver mat must be used to prevent scuffing. Read the Polymeric Sand advisory on page 45. See your Unilock Sales Representative for choices of colors and finishes to complement your design requirements. All measurements are nominal.

Internal Use Only. PMD ON

# RICHCLIFF®

ENDURACOLOR™  
PLUS ARCHITECTURAL FINISHES



DAWN MIST



PEBBLE TAUPE



DAWN MIST/PEBBLE  
TAUPE  
Sold Separately/  
Blended on Site


## PRODUCT TECHNOLOGY

### Reala™ Surface Technology


Ultra-realistic textures cast from natural stone, brick and historic cobblestones.

### Ultima™ Concrete Technology

This proprietary manufacturing process creates pavers and walls with up to four times the strength of poured concrete.



LARGE RECTANGLE  
12" x 9" x 2⅝"  
30cm x 22.6cm x 6cm



SQUARE  
9" x 9" x 2⅝"  
22.6cm x 22.6cm x 6cm



SMALL RECTANGLE  
6" x 9" x 2⅝"  
15cm x 22.6cm x 6cm

Random Bundle  
Individual units cannot  
be sold separately



|                   | Unit      | SqFt Per |       |         |       | Per Bundle |          | Soldier LnFt Per |         |        | Sailor LnFt per |         |        | Units Per |         |        | Lbs Per |         |        |
|-------------------|-----------|----------|-------|---------|-------|------------|----------|------------------|---------|--------|-----------------|---------|--------|-----------|---------|--------|---------|---------|--------|
| Stones & Bundling | Thickness | Bundle   | Layer | Section | Stone | Layers     | Sections | SqFt             | Section | Bundle | SqFt            | Section | Bundle | SqFt      | Section | Bundle | Layer   | Section | Bundle |
| Ayr Manufacturing |           |          |       |         |       |            |          |                  |         |        |                 |         |        |           |         |        |         |         |        |
| Random Bundle     |           | 90.30    | 11.29 |         | 0.564 | 8          | -        | -                | -       | -      | 0.673           | -       | 134.2  | 1.77      | -       | 160    | 309     | -       | 2,472  |
| Large Rectangle   | 2⅝" (6cm) | -        | -     | -       | 0.730 | -          | -        | -                | -       | -      | 0.741           |         | 63.0   | 1.37      |         | 64     | -       | -       | -      |
| Small Rectangle   | 2⅝" (6cm) | -        | -     | -       | 0.365 | -          | -        | -                | -       | -      | 0.492           |         | 47.5   | 2.74      |         | 64     | -       | -       | -      |
| Square            | 2⅝" (6cm) | -        | -     | -       | 0.550 | -          | -        | -                | -       | -      | 0.741           |         | 23.7   | 1.82      |         | 32     | -       | -       | -      |

Notes: Sold as full bundles only on a refundable skid. All measurements are nominal. **Important:** A urethane rubber paver mat must be used to prevent scuffing. Read the Polymeric Sand advisory on page 45. Contact Unilock for information.

Internal Use Only. RIC ON



DAWN MIST



PEBBLE TAUPE



SAVANNAH



SMOKE SHALE



12" x 36" x 2¾"  
(30cm x 90cm x 7cm)



18" x 36" x 2¾"  
(45cm x 90cm x 7cm)



18" x 36" x 4"  
(10cm x 30cm x 10cm)  
**SPECIAL ORDER**  
Approved for vehicular  
applications



| Stones & Bundling        | Unit      | SqFt Per |       |         |       | Per Bundle |          | Soldier LnFt Per |         |        | Sailor LnFt per |         |        | Units Per |         |        | Lbs Per |         |        |
|--------------------------|-----------|----------|-------|---------|-------|------------|----------|------------------|---------|--------|-----------------|---------|--------|-----------|---------|--------|---------|---------|--------|
|                          | Thickness | Bundle   | Layer | Section | Stone | Layers     | Sections | SqFt             | Section | Bundle | SqFt            | Section | Bundle | SqFt      | Section | Bundle | Layer   | Section | Bundle |
| Georgetown Manufacturing |           |          |       |         |       |            |          |                  |         |        |                 |         |        |           |         |        |         |         |        |
| 12" x 36"                | 2¾" (7cm) | 69.75    | 8.72  |         | 2.906 | 8          | -        | -                | -       |        | -               | -       | -      | 0.34      | -       | 24     | 290     | -       | 2,319  |
| 18" x 36" (2¾")          | 2¾" (7cm) | 69.75    | 8.72  |         | 4.359 | 8          | -        | -                | -       |        | -               | -       | -      | 0.23      | -       | 16     | 290     | -       | 2,319  |
| 18" x 36" (4")           | 4" (10cm) | 43.59    | 8.72  |         | 4.359 | 5          | -        | -                | -       |        | -               | -       | -      | 0.23      | -       | 10     | 414     | -       | 2,071  |

Notes: **Sold as full bundles only** on a refundable skid. All measurements are nominal. 18" x 36" (4"/10cm thickness) can be used for vehicular applications. **Important:** A urethane rubber paver mat must be used to prevent scuffing. Read the Polymeric Sand advisory and review Polymeric Sand and Sealer Usage chart on page 45. Contact Unilock for information.

Internal Use Only. RCX ON

## RIVENSTONE™ Stocked at Aurora & Elkhorn only

**STONEMARK™**



BLUESTONE




CANYON

### PRODUCT TECHNOLOGY

#### Reala™ Surface Technology


Ultra-realistic textures cast from natural stone, brick and historic cobblestones.




24" x 24" x 1⅜"  
60cm x 60cm x 4.5cm




18" x 24" x 1⅜"  
45cm x 60cm x 4.5cm



18" x 18" x 1⅜"  
45cm x 45cm x 4.5cm



12" x 24" x 1⅜"  
30cm x 60cm x 4.5cm



12" x 12" x 1⅜"  
30cm x 30cm x 4.5cm



| Stones & Bundling | Unit        | SqFt Per |       |         |       | Per Bundle |          | Soldier LnFt Per |         |        | Sailor LnFt per |         |        | Units Per |         |        | Lbs Per |         |        |
|-------------------|-------------|----------|-------|---------|-------|------------|----------|------------------|---------|--------|-----------------|---------|--------|-----------|---------|--------|---------|---------|--------|
|                   | Thickness   | Bundle   | Layer | Section | Stone | Layers     | Sections | SqFt             | Section | Bundle | SqFt            | Section | Bundle | SqFt      | Section | Bundle | Layer   | Section | Bundle |
| 12" x 12"         | 1⅜" (4.5cm) | 36.00    |       |         | 1.000 | -          | -        | -                | -       |        | -               | -       | -      | 1.00      | -       | 36     |         | -       | 700    |
| 12" x 24" Premier | 1⅜" (4.5cm) | 36.00    |       |         | 2.000 | -          | -        | -                | -       |        | -               | -       | -      | 0.50      | -       | 18     |         | -       | 700    |
| 18" x 18"         | 1⅜" (4.5cm) | 81.00    |       |         | 2.250 | -          | -        | -                | -       |        | -               | -       | -      | 0.44      | -       | 36     |         | -       | 1,526  |
| 18" x 24"         | 1⅜" (4.5cm) | 54.00    |       |         | 3.000 | -          | -        | -                | -       |        | -               | -       | -      | 0.33      | -       | 18     |         | -       | 1,038  |
| 24" x 24"         | 1⅜" (4.5cm) | 72.00    |       |         | 4.000 | -          | -        | -                | -       |        | -               | -       | -      | 0.25      | -       | 18     |         | -       | 1,353  |

Notes: **Rivenstone is produced and sold on a specially designed refundable wetcast skid.** Sold in full pallets only. All measurements are nominal. **Important:** Do not use a vibratory plate compactor for the final surface compaction. Product is not intended for vehicular applications. Contact Unilock for information.

Internal Use Only. RIV CH



BLACK GRANITE




CRYSTAL ROSE




ICE GREY



MOUNTAIN MIST  
NEW FOR 2016



12" x 12" x 2 3/4"  
30cm x 30cm x 7cm



6" x 12" x 2 3/4"  
15cm x 30cm x 7cm



6" x 6" x 2 3/4"  
15cm x 15cm x 7cm



4" x 8" x 2 3/4" & 3 1/8"  
10cm x 20cm x 7cm & 8cm  
Available in Black Granite  
only.



6" x 8" x 2 3/4"  
15cm x 20cm  
x 7cm



6" x 6" x 2 3/4"  
15cm x 15cm  
x 7cm



4" x 6" x 2 3/4"  
10cm x 15cm  
x 7cm

Random Bundle  
Individual units cannot  
be sold separately

| Stones & Bundling        | Unit         | SqFt Per |       |         |       | Per Bundle |          | Soldier LnFt Per |         |        | Sailor LnFt per |         |        | Units Per |         |        | Lbs Per |         |        |
|--------------------------|--------------|----------|-------|---------|-------|------------|----------|------------------|---------|--------|-----------------|---------|--------|-----------|---------|--------|---------|---------|--------|
|                          | Thickness    | Bundle   | Layer | Section | Stone | Layers     | Sections | SqFt             | Section | Bundle | SqFt            | Section | Bundle | SqFt      | Section | Bundle | Layer   | Section | Bundle |
| Georgetown Manufacturing |              |          |       |         |       |            |          |                  |         |        |                 |         |        |           |         |        |         |         |        |
| 12" x 12"                | 2 3/4" (7cm) | 93.04    |       | 23.26   | 0.969 | -          | 4        | 0.985            | 23.6    | 94.5   | 0.985           | -       | 94.5   | 1.03      | 24      | 96     |         | 785     | 3,140  |
| 6" x 12"                 | 2 3/4" (7cm) | 93.04    |       | 23.26   | 0.485 | -          | 4        | 0.985            | 23.6    | 94.5   | 0.492           | -       | 189.0  | 2.06      | 48      | 192    |         | 785     | 3,140  |
| 6" x 6"                  | 2 3/4" (7cm) | 93.00    |       | 11.63   | 0.242 | -          | 8        | 0.492            | 23.6    | 188.9  | 0.492           | -       | 188.9  | 4.13      | 48      | 384    |         | 380     | 3,038  |
| 4" x 8" (2 3/4")         | 2 3/4" (7cm) | 94.56    |       | 15.76   | 0.219 | -          | 6        | 0.667            | 23.6    | 141.7  | 0.334           | -       | 283.3  | 4.57      | 72      | 432    |         | 503     | 3,019  |
| 4" x 8" (3 1/8")         | 3 1/8" (8cm) | 82.70    |       | 13.78   | 0.219 | -          | 6        | 0.667            | 20.7    | 124.0  | 0.333           | -       | 248.0  | 4.57      | 63      | 378    |         | 504     | 3,026  |

Notes: Custom colors and finishes available. Minimum quantities apply. See terms and conditions of sale. All measurements are nominal.

**Important:** A urethane rubber paver mat must be used to prevent scuffing. Read the Polymeric Sand advisory on page 45. Contact Unilock for information.

Internal Use Only. S3K ON



CASTANO



CREMA



NUVOLA

### PRODUCT TECHNOLOGY

#### EasyClean™ Stain Resistance

An integral surface protection that allows for easier cleanup of spills when they happen, and before a stain can develop.



LARGE SQUARE

16" x 16" x 2 3/4"  
41.6cm x 41.6cm x 7cm



RECTANGLE

8" x 16" x 2 3/4"  
20.8cm x 41.6cm x 7cm



SQUARE

8" x 8" x 2 3/4"  
20.8cm x 20.8cm x 7cm



| Stones & Bundling        | Unit         | SqFt Per |       |         |       | Per Bundle |          | Soldier LnFt Per |         |        | Sailor LnFt per |         |        | Units Per |         |        | Lbs Per |         |        |
|--------------------------|--------------|----------|-------|---------|-------|------------|----------|------------------|---------|--------|-----------------|---------|--------|-----------|---------|--------|---------|---------|--------|
|                          | Thickness    | Bundle   | Layer | Section | Stone | Layers     | Sections | SqFt             | Section | Bundle | SqFt            | Section | Bundle | SqFt      | Section | Bundle | Layer   | Section | Bundle |
| Georgetown Manufacturing |              |          |       |         |       |            |          |                  |         |        |                 |         |        |           |         |        |         |         |        |
| 16"x16"                  | 2 3/4" (7cm) | 82.67    | 10.33 |         | 1.722 | 8          | -        | -                | -       |        | -               | -       | -      | 0.58      | -       | 48     | 331     | -       | 2,647  |
| 8"x16"                   | 2 3/4" (7cm) | 82.67    | 10.33 |         | 0.861 | 8          | -        | -                | -       |        | -               | -       | -      | 1.16      | -       | 96     | 331     | -       | 2,647  |
| 8"x8"                    | 2 3/4" (7cm) | 82.67    | 10.33 |         | 0.431 | 8          | -        | -                | -       |        | -               | -       | -      | 2.32      | -       | 192    | 331     | -       | 2,647  |

Notes: Product sold at factory in full bundle quantities. Product is shipped on refundable skids. Colors shown should be used only as a guide. All measurements are nominal. **Important: A urethane rubber paver mat must be used to prevent scuffing.** Read the Polymeric Sand advisory on page 45.

Internal Use Only. SZO ON

## STONEHENGE®




COFFEE CREEK



RIVER



SIERRA



LARGE SQUARE

12" x 12" x 2 3/4"  
30cm x 30cm x 7cm



RECTANGLE

6" x 12" x 2 3/4"  
15cm x 30cm x 7cm



SMALL SQUARE

6" x 6" x 2 3/4"  
15cm x 15cm x 7cm



| Stones & Bundling | Unit         | SqFt Per |       |         |       | Per Bundle |          | Soldier LnFt Per |         |        | Sailor LnFt per |         |        | Units Per |         |        | Lbs Per |         |        |
|-------------------|--------------|----------|-------|---------|-------|------------|----------|------------------|---------|--------|-----------------|---------|--------|-----------|---------|--------|---------|---------|--------|
|                   | Thickness    | Bundle   | Layer | Section | Stone | Layers     | Sections | SqFt             | Section | Bundle | SqFt            | Section | Bundle | SqFt      | Section | Bundle | Layer   | Section | Bundle |
| 12" x 12"         | 2 3/4" (7cm) | 93.04    |       | 23.26   | 0.969 | -          | 4        | 0.985            | 23.6    | 94.5   | 0.985           | -       | 94.5   | 1.03      | 24      | 96     |         | 713     | 2,852  |
| 6" x 12"          | 2 3/4" (7cm) | 93.93    |       | 23.48   | 0.489 | -          | 4        | 0.994            | 23.6    | 94.5   | 0.497           | -       | 189.0  | 2.04      | 48      | 192    |         | 708     | 2,833  |
| 6" x 6"           | 2 3/4" (7cm) | 93.04    |       | 11.63   | 0.242 | -          | 8        | 0.492            | 23.6    | 189.0  | 0.492           | -       | 189.0  | 4.13      | 48      | 384    |         | 351     | 2,808  |

Notes: All measurements are nominal.

Internal Use Only. STH OH



BAVARIAN




SIERRA



SYCAMORE



LARGE RECTANGLE  
13¾" x 16½" x 2¾"  
35cm x 42cm x 7cm



MEDIUM RECTANGLE  
13¾" x 8¼" x 2¾"  
35cm x 21cm x 7cm



SMALL RECTANGLE  
6⅞" x 8¼" x 2¾"  
17.3cm x 21cm x 7cm

Random Bundle  
Individual units cannot  
be sold separately



| Stones & Bundling | Unit<br>Thickness | SqFt Per |       |         |       | Per Bundle |          | Soldier LnFt Per |         |        | Sailor LnFt per |         |        | Units Per |         |        | Lbs Per |         |        |
|-------------------|-------------------|----------|-------|---------|-------|------------|----------|------------------|---------|--------|-----------------|---------|--------|-----------|---------|--------|---------|---------|--------|
|                   |                   | Bundle   | Layer | Section | Stone | Layers     | Sections | SqFt             | Section | Bundle | SqFt            | Section | Bundle | SqFt      | Section | Bundle | Layer   | Section | Bundle |
| Random Bundle     |                   | 88.61    |       |         |       | -          | -        | -                | -       | -      | -               | -       | -      | -         | -       | -      | -       | -       | 2,638  |
| Large Rectangle   | 2¾" (7cm)         | -        | -     | -       | 1.582 | -          | -        | -                | -       | -      | -               | -       | -      | 0.63      | -       | 32     | -       | -       | -      |
| Medium Rectangle  | 2¾" (7cm)         | -        | -     | -       | 0.791 | -          | -        | -                | -       | -      | -               | -       | -      | 1.26      | -       | 32     | -       | -       | -      |
| Small Rectangle   | 2¾" (7cm)         | -        | -     | -       | 0.391 | -          | -        | -                | -       | -      | -               | -       | -      | 2.56      | -       | 32     | -       | -       | -      |

Notes: Sold in full bundles only on a refundable skid. Contact Unilock for information. All measurements are nominal.

**Important:** Textured surfaces require a buffer between the plate compactor and the paver surface to prevent scuffing.

Internal Use Only. THB OH



NATURAL  
SPECIAL ORDER



STANDARD  
16" x 24" x 3⅞"  
40cm x 60cm x 8cm



|                       | Unit      | SqFt Per |       |         |       | Per Bundle |          | Soldier LnFt Per |         |        | Sailor LnFt per |         |        | Units Per |         |        | Lbs Per |         |        |
|-----------------------|-----------|----------|-------|---------|-------|------------|----------|------------------|---------|--------|-----------------|---------|--------|-----------|---------|--------|---------|---------|--------|
| Stones & Bundling     | Thickness | Bundle   | Layer | Section | Stone | Layers     | Sections | SqFt             | Section | Bundle | SqFt            | Section | Bundle | SqFt      | Section | Bundle | Layer   | Section | Bundle |
| Gormley Manufacturing |           |          |       |         |       |            |          |                  |         |        |                 |         |        |           |         |        |         |         |        |
| Standard              | 3⅝" (8cm) | 60.00    | 15.00 |         | 2.500 | 4          | -        | -                | -       |        | -               | -       | -      | 0.40      | -       | 24     | 375     | -       | 1,499  |

Notes: Not a stock item. Lead time required. Sold in full bundles only on a refundable skid. All measurements are nominal.

Contact your territory manager for lead time.

Internal Use Only. TFS ON



BURGUNDY RED



BURNT CLAY



OLD OAK


3 COLOR BLEND  
Blended on Site


BASALT



HERITAGE RED



HERITAGE CLAY


HERITAGE 2 COLOR  
BLEND  
Blended on Site

STANDARD  
4" x 9¾" x 2¾"  
10cm x 25cm x 7cm

### PRODUCT TECHNOLOGY

#### Reala™ Surface Technology

Ultra-realistic textures cast from natural stone, brick and historic cobblestones.

#### Ultima™ Concrete Technology

This proprietary manufacturing process creates pavers and walls with up to four times the strength of poured concrete.




|                   | Unit      | SqFt Per |       |         |       | Per Bundle |          | Soldier LnFt Per |         |        | Sailor LnFt per |         |        | Units Per |         |        | Lbs Per |         |        |
|-------------------|-----------|----------|-------|---------|-------|------------|----------|------------------|---------|--------|-----------------|---------|--------|-----------|---------|--------|---------|---------|--------|
| Stones & Bundling | Thickness | Bundle   | Layer | Section | Stone | Layers     | Sections | SqFt             | Section | Bundle | SqFt            | Section | Bundle | SqFt      | Section | Bundle | Layer   | Section | Bundle |
| Ayr Manufacturing |           |          |       |         |       |            |          |                  |         |        |                 |         |        |           |         |        |         |         |        |
| Standard          | 2¾" (7cm) | 88.41    | 11.05 |         | 0.276 | 8          | -        | 0.818            | -       | 108.1  | 0.337           | -       | 262.5  | 3.62      | -       | 320    | 361     | -       | 2,888  |

Notes: Sold in full bundles only on a refundable skid. All measurements are nominal. **Important:** A urethane rubber paver mat must be used to prevent scuffing. Read the Polymeric Sand advisory on page 45. Contact Unilock for information.

Internal Use Only. TWH ON

## UNIGRANITE®



DARK CHARCOAL


SMALL SQUARE  
4" x 4" x 2¾"  
10cm x 10cm x 7cm


|                       | Unit      | SqFt Per |       |         |       | Per Bundle |          | Soldier LnFt Per |         |        | Sailor LnFt per |         |        | Units Per |         |        | Lbs Per |         |        |
|-----------------------|-----------|----------|-------|---------|-------|------------|----------|------------------|---------|--------|-----------------|---------|--------|-----------|---------|--------|---------|---------|--------|
| Stones & Bundling     | Thickness | Bundle   | Layer | Section | Stone | Layers     | Sections | SqFt             | Section | Bundle | SqFt            | Section | Bundle | SqFt      | Section | Bundle | Layer   | Section | Bundle |
| Gormley Manufacturing |           |          |       |         |       |            |          |                  |         |        |                 |         |        |           |         |        |         |         |        |
| Small Square          | 2¾" (7cm) | 110.70   |       | 13.84   | 0.110 | -          | 8        | 0.335            | 41.3    | 330.7  | 0.335           | -       | 330.7  | 9.11      | 126     | 1,008  |         | 443     | 3,545  |

Notes: \*After splitting. Dimensions may vary up to ¼" due to the unique manufacturing method. Instead of a split finish, Unigranite can be cut and sealed to provide a Terrazzo-like finish. Read the Polymeric Sand advisory on page 45. All measurements are nominal.

Internal Use Only. UGT ON



AUTUMN SUNSET



MIDNIGHT SKY



WINTER MARVEL



SUMMER WHEAT



## PRODUCT TECHNOLOGY

### EasyClean™ Stain Resistance

An integral surface protection that allows for easier cleanup of spills when they happen, and before a stain can develop.

### ColorFusion™

A proprietary technology that disperses color randomly for a natural, granite-like appearance.



24" x 24" x 2 3/4"  
60cm x 60cm x 7cm



12" x 24" x 2 3/4"  
30cm x 60cm x 7cm



16" x 16" x 2 3/4"  
40cm x 40cm x 7cm



8" x 16" x 2 3/4"  
20cm x 40cm x 7cm



8" x 8" x 2 3/4"  
20cm x 20cm x 7cm



LARGE RECTANGLE  
21" x 14" x 2 3/8"  
52.5cm x 35cm x 6cm



SQUARE  
14" x 14" x 2 3/8"  
35cm x 35cm x 6cm



SMALL RECTANGLE  
7" x 14" x 2 3/8"  
17.5cm x 35cm x 6cm

Random Bundle  
Individual units cannot  
be sold separately

| Stones & Bundling        | Unit         | SqFt Per |       |         |       | Per Bundle |          | Soldier LnFt Per |         |        | Sailor LnFt per |         |        | Units Per |         |        | Lbs Per |         |        |
|--------------------------|--------------|----------|-------|---------|-------|------------|----------|------------------|---------|--------|-----------------|---------|--------|-----------|---------|--------|---------|---------|--------|
|                          | Thickness    | Bundle   | Layer | Section | Stone | Layers     | Sections | SqFt             | Section | Bundle | SqFt            | Section | Bundle | SqFt      | Section | Bundle | Layer   | Section | Bundle |
| Georgetown Manufacturing |              |          |       |         |       |            |          |                  |         |        |                 |         |        |           |         |        |         |         |        |
| 24" x 24"                | 2 3/4" (7cm) | 62.00    | 7.75  |         | 3.875 | 8          | -        | 1.969            | -       | 31.5   | 1.969           | -       | 31.5   | 0.26      | -       | 16     | 258     | -       | 2,062  |
| 12" x 24"                | 2 3/4" (7cm) | 93.00    | 11.63 |         | 1.938 | 8          | -        | 1.969            | -       | 47.2   | 0.984           | -       | 94.5   | 0.52      | -       | 48     | 393     | -       | 3,142  |
| 16 x 16"                 | 2 3/4" (7cm) | 82.67    | 10.33 |         | 1.722 | 8          | -        | 1.312            | -       | 63.0   | 1.312           | -       | 63.0   | 0.58      | -       | 48     | 350     | -       | 2,797  |
| 8" x 16"                 | 2 3/4" (7cm) | 82.67    | 10.33 |         | 0.861 | 8          | -        | 1.312            | -       | 63.0   | 0.656           | -       | 126.0  | 1.16      | -       | 96     | 343     | -       | 2,746  |
| 8" x 8"                  | 2 3/4" (7cm) | 82.67    | 10.33 |         | 0.431 | 8          | -        | 0.656            | -       | 126.0  | 0.656           | -       | 126.0  | 2.32      | -       | 192    | 331     | -       | 2,647  |
| Random Bundle:           |              | 94.20    | 10.47 |         |       | 9          | -        | 1.364            | -       | 69.1   | -               | -       | -      | -         | -       | -      | 287     | -       | 2,584  |
| Large Rectangle          | 2 3/8" (6cm) | -        | -     | -       | 2.089 | -          | -        | 1.768            |         | 21.3   | -               |         | -      | 0.48      |         | 18     | -       | -       | -      |
| Small Rectangle          | 2 3/8" (6cm) | -        | -     | -       | 0.698 | -          | -        | 1.181            |         | 15.9   | -               |         | -      | 1.43      |         | 27     | -       | -       | -      |
| Square                   | 2 3/8" (6cm) | -        | -     | -       | 1.391 | -          | -        | 1.179            |         | 31.8   | -               |         | -      | 0.72      |         | 27     | -       | -       | -      |

Notes: 24" x 24" and 12" x 24" product are not intended for vehicular applications. All measurements are nominal. Product is not sectionable. Sold on a refundable skid. **Important:** A urethane rubber paver mat must be used to prevent scuffing. Read the Polymeric Sand advisory on page 45. Contact Unilock for information.

Internal Use Only. UMB ON



CLIFFSIDE GREY



IRISH COAST



MAHOGANY



SANDY BEACH



|  |   |   |  |
|--|---|---|--|
|  |   |   | Random Bundle<br>Individual units cannot<br>be sold separately |
| LARGE RECTANGLE<br>21" x 14" x 2 3/4"<br>54cm x 36cm x 7cm | SQUARE<br>14" x 14" x 2 3/4"<br>36cm x 36cm x 7cm | SMALL RECTANGLE<br>7" x 14" x 2 3/4"<br>18cm x 36cm x 7cm |  |
|  |   |   |  |
|  |   |   |  |

|                   | Unit      | SqFt Per |       |         |       | Per Bundle |          | Soldier LnFt Per |         |        | Sailor LnFt per |         |        | Units Per |         |        | Lbs Per |         |        |
|-------------------|-----------|----------|-------|---------|-------|------------|----------|------------------|---------|--------|-----------------|---------|--------|-----------|---------|--------|---------|---------|--------|
| Stones & Bundling | Thickness | Bundle   | Layer | Section | Stone | Layers     | Sections | SqFt             | Section | Bundle | SqFt            | Section | Bundle | SqFt      | Section | Bundle | Layer   | Section | Bundle |
| Ayr Manufacturing |           |          |       |         |       |            |          |                  |         |        |                 |         |        |           |         |        |         |         |        |
| Random Bundle     |           | 96.90    | 12.11 |         |       | 8          | -        | 1.367            | -       | 70.9   | 0.977           | -       | 99.2   | -         | -       | -      | 388     | -       | 3,103  |
| Large Rectangle   | 2¾" (7cm) | -        | -     | -       | 2.093 | -          | -        | 1.772            |         | 28.3   | 1.181           |         | 42.5   | 0.48      |         | 24     | -       | -       | -      |
| Square            | 2¾" (7cm) | -        | -     | -       | 0.698 | -          | -        | 1.181            |         | 14.2   | 0.591           |         | 28.3   | 1.43      |         | 24     | -       | -       | -      |
| Small Rectangle   | 2¾" (7cm) | -        | -     | -       | 1.395 | -          | -        | 1.181            |         | 28.3   | 1.181           |         | 28.3   | 0.72      |         | 24     | -       | -       | -      |

Notes: Product sold in full bundles only on a refundable skid. **Important:** A urethane rubber paver mat must be used to prevent scuffing.  
All measurements are nominal.

Internal Use Only. WDM ON



IRON RIVER

### PRODUCT TECHNOLOGY

#### Reala™ Surface Technology

Ultra-realistic textures cast from natural stone, brick and historic cobblestones.


24" x 24" x 1 3/4"  
60cm x 60cm x 4.5cm

18" x 24" x 1 3/4"  
45cm x 60cm x 4.5cm

12" x 24" x 1 3/4"  
30cm x 60cm x 4.5cm


| Stones & Bundling | Unit<br>Thickness | SqFt Per |       |         |       | Per Bundle |          | Soldier LnFt Per |         |        | Sailor LnFt per |         |        | Units Per |         |        | Lbs Per |         |        |
|-------------------|-------------------|----------|-------|---------|-------|------------|----------|------------------|---------|--------|-----------------|---------|--------|-----------|---------|--------|---------|---------|--------|
|                   |                   | Bundle   | Layer | Section | Stone | Layers     | Sections | SqFt             | Section | Bundle | SqFt            | Section | Bundle | SqFt      | Section | Bundle | Layer   | Section | Bundle |
| 24" x 24"         | 1 3/4" (4.5cm)    | 72.00    | -     | -       | 4.000 | -          | -        | -                | -       | -      | -               | -       | -      | 0.25      | -       | 18     | -       | -       | 1,353  |
| 18" x 24"         | 1 3/4" (4.5cm)    | 54.00    | -     | -       | 3.000 | -          | -        | -                | -       | -      | -               | -       | -      | 0.33      | -       | 18     | -       | -       | 1,038  |
| 12" x 24"         | 1 3/4" (4.5cm)    | 36.00    | -     | -       | 2.000 | -          | -        | -                | -       | -      | -               | -       | -      | 0.50      | -       | 18     | -       | -       | 700    |

Notes: Yorkstone is produced and sold on a specially designed refundable Premium wetcast skid. Sold in full bundles only. Do not use a vibratory plate compactor for the final surface compaction. All measurements are nominal. **Product is not intended for vehicular applications.**

Internal Use Only. YST CH

BRUSSELS DIMENSIONAL STONE®



DESERT SAND



LIMESTONE



MAHOGANY ASH



SANDSTONE



SIERRA



MIDNIGHT CHARCOAL



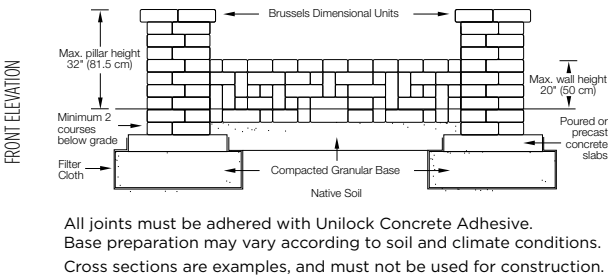
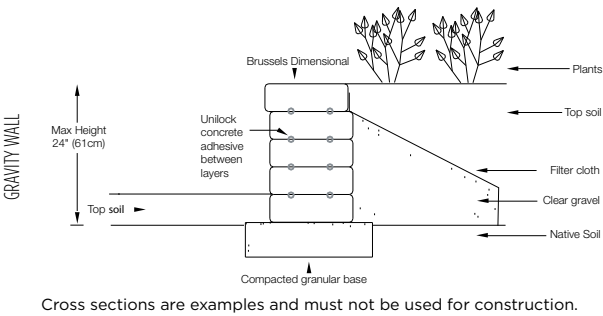
STANDARD  
4" x 8" x 12"  
10cm x 20cm x 30cm



| Stones & Bundling | Face Feet Per |      | Linear Feet Per |       | Units Per |           | Per Bundle |          | Lbs Per |        |
|-------------------|---------------|------|-----------------|-------|-----------|-----------|------------|----------|---------|--------|
|                   | Bundle        | Unit | Bundle          | Unit  | Bundle    | Face Feet | Layers     | Sections | Unit    | Bundle |
| Ayr Manufacturing |               |      |                 |       |           |           |            |          |         |        |
| Standard          |               |      | 96.00           | 1.000 | 96        |           |            | 4        | 30      | 2,881  |

Notes: Product is installed using Unilock Concrete Adhesive to secure corners and all rows. Maximum height is 24" including the unit in the ground (under optimum conditions). All measurements are nominal. \*Based on 12" deep wall coverage = 21.4 sqft per bundle. Based on an 8" deep wall coverage = 32 sqft per bundle. Brussels Dimensional Stone XL, Brussels Fullnose™ or Ledgestone™ complement as a possible coping unit.

Internal Use Only. BDS ON





NATURAL  
SPECIAL ORDER



STANDARD  
72" x 12" x 24"  
183cm x 30cm  
x 60cm



COPING  
72" x 12" x 24"  
183cm x 30cm  
x 60cm



CLOSED-END COPING  
72" x 12" x 24"  
183cm x 30cm  
x 60cm



TIE-BACK  
72" x 12" x 24"  
183cm x 30cm  
x 60cm



1/2 STANDARD  
36" x 12" x 24"  
91.5cm x 30cm  
x 60cm



1/2 COPING  
36" x 12" x 24"  
91.5cm x 30cm  
x 60cm



CORNER 90°  
60" x 12" x 24"  
152cm x 30cm  
x 60cm  
(RIGHT CORNER  
SHOWN)



CORNER 45°  
60" x 12" x 24"  
152cm x 30cm  
x 60cm  
(RIGHT CORNER  
SHOWN)



| Stones & Bundling     | Face Feet Per |       | Linear Feet Per |       | Units Per |           | Per Bundle |          | Lbs Per |        |
|-----------------------|---------------|-------|-----------------|-------|-----------|-----------|------------|----------|---------|--------|
|                       | Bundle        | Unit  | Bundle          | Unit  | Bundle    | Face Feet | Layers     | Sections | Unit    | Bundle |
| Gormley Manufacturing |               |       |                 |       |           |           |            |          |         |        |
| Standard              | -             | 6.024 | 6.02            | 6.024 | 1         | 0.17      | -          | -        | 1,680   | 1,680  |
| Coping                | -             | 6.024 | 6.02            | 6.024 | 1         | 0.17      | -          | -        | 1,560   | 1,560  |
| Coping Closed End     | -             | 6.024 | 6.02            | 6.024 | 1         | 0.17      | -          | -        | 1,560   | 1,560  |
| Tie-back              | -             | 2.000 | 2.00            | 2.000 | 1         | 0.50      | -          | -        | 1,660   | 1,660  |
| 1/2 Standard          | -             | 3.003 | 3.00            | 3.003 | 1         | 0.33      | -          | -        | 800     | 800    |
| 1/2 Coping            | -             | 3.003 | 3.00            | 3.003 | 1         | 0.33      | -          | -        | 780     | 780    |
| Corner 90° Right      | -             | 7.042 | -               | -     | 1         | 0.14      | -          | -        | 1,320   | 1,320  |
| Corner 45° Right      | -             | 7.042 | -               | -     | 1         | 0.14      | -          | -        | 1,480   | 1,480  |

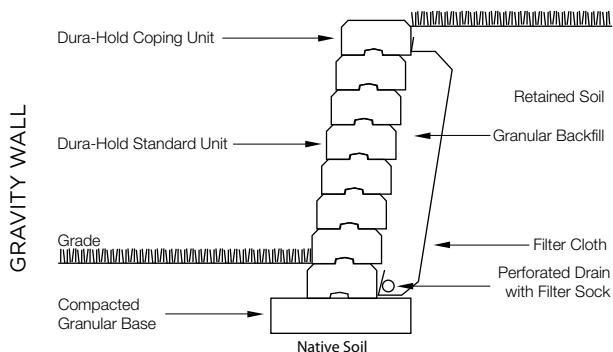
Notes: \*Closed-end coping units are available and are closed on both ends so that they may be used as left or right. Tie-back units are reinforced with steel. 1/2 Standard units are slightly tapered and can be used to create a 55-foot radius. Please note that 1/2 Coping units are not tapered. Refer to terms and conditions for placement rates. All measurements are nominal.

Automatic setback is 1 1/2" per row. Vertical walls may also be constructed.

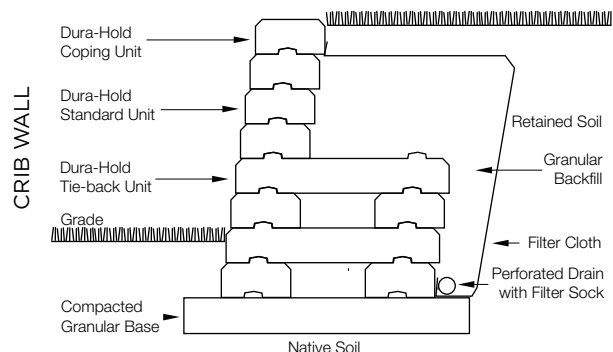
Engineering services are available; please contact your local Unilock representative to confirm charges and policies as they are currently under review.

Retaining wall engineering software is also available free of charge at [www.unilock.com](http://www.unilock.com).

Internal Use Only, DH1 ON



Cross sections are examples, and must not be used for construction.



Cross sections are examples, and must not be used for construction.

# DURAHOLD2®



NATURAL  
SPECIAL ORDER



STANDARD  
72" x 12" x 14"  
183cm x 30cm x 36cm



COPING  
72" x 12" x 14"  
183cm x 30cm x 36cm



CLOSED END-COPING  
72" x 12" x 14"  
183cm x 30cm x 36cm



TIE-BACK  
72" x 12" x 14"  
183cm x 30cm x 36cm



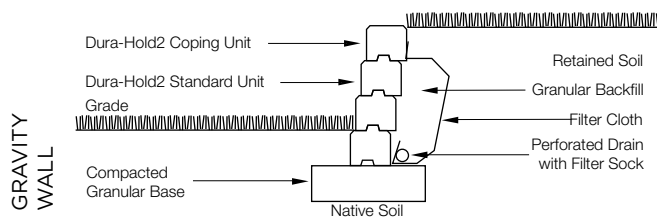
CORNER 90°  
36" x 12" x 14"  
90cm x 30cm x 36cm  
(RIGHT CORNER SHOWN)



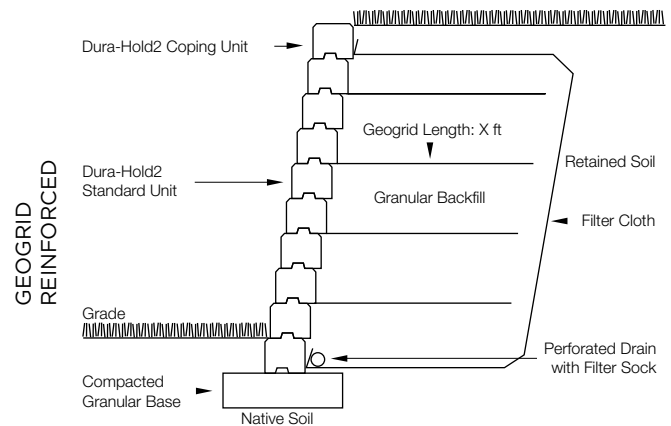
| Stones & Bundling     | Face Feet Per |       | Linear Feet Per |       | Units Per |           | Per Bundle |          | Lbs Per |        |
|-----------------------|---------------|-------|-----------------|-------|-----------|-----------|------------|----------|---------|--------|
|                       | Bundle        | Unit  | Bundle          | Unit  | Bundle    | Face Feet | Layers     | Sections | Unit    | Bundle |
| Gormley Manufacturing |               |       |                 |       |           |           |            |          |         |        |
| Standard              | 24.10         | 6.024 | 24.10           | 6.024 | 4         | 0.17      |            |          | 938     | 3,752  |
| Coping 72"            | 24.10         | 6.024 | 24.10           | 6.024 | 4         | 0.17      |            |          | 884     | 3,536  |
| Coping Closed End 72" | 24.10         | 6.024 | 24.10           | 6.024 | 4         | 0.17      |            |          | 884     | 3,536  |
| Tie-back              | 4.68          | 1.170 | -               | -     | 4         | 0.86      |            |          | 938     | 3,752  |
| Corner 90° Right      | 16.67         | 4.167 | -               | -     | 4         | 0.24      |            |          | 460     | 1,840  |

Notes: \*Closed-end coping units are available and are closed on both ends so that they may be used as left or right. Tie-back units are reinforced with steel. 1/2 Standard units are slightly tapered and can be used to create a 55-foot radius. Please note that 1/2 Coping units are not tapered. Refer to terms and conditions for placement rates. All measurements are nominal.  
Automatic setback is 1½" per row.  
Engineering services are available; please contact your local Unilock representative to confirm charges and policies as they are currently under review.  
Retaining wall engineering software is also available free of charge at [www.unilock.com](http://www.unilock.com).

Internal Use Only. DH2 ON



Cross sections are examples, and must not be used for construction.



Cross sections are examples, and must not be used for construction.

# ESTATE WALL®



RIVER




SIERRA



SYCAMORE



WALNUT




**LARGE WEDGE**  
14.75" x 6" x 9"  
37.5cm x 15cm x 22.8cm

**MEDIUM WEDGE**  
12" x 6" x 9"  
30cm x 15cm x 22.8cm

**SMALL WEDGE**  
9" x 6" x 9"  
22.8cm x 15cm x 22.8cm

6" Random Bundle  
Individual units cannot  
be sold separately



**LARGE WEDGE**  
14.75" x 3" x 9"  
37.5cm x 7.5cm x 22.8cm

**MEDIUM WEDGE**  
12" x 3" x 9"  
30cm x 7.5cm x 22.8cm

**SMALL WEDGE**  
9" x 3" x 9"  
22.8cm x 7.5cm x 22.8cm

3" Random Bundle  
Individual units cannot  
be sold separately



**6" CORNER**  
12.5" x 6" x 9"  
31.7cm x 15cm x 22.8cm



**3" CORNER**  
12.5" x 3" x 9"  
31.7cm x 7.5cm x 22.8cm



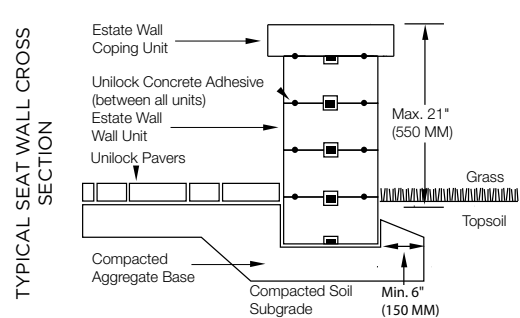
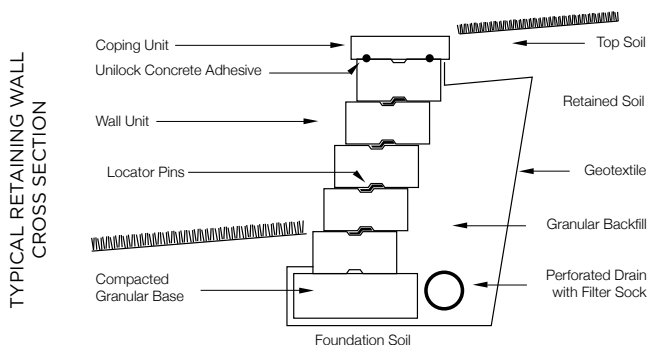
**COPING**  
12" x 3" x 12"  
30cm x 7.5cm x 30cm  
(Split, not tumbled)

We recommend Unilock's LedgeStone™ (page 28), Brussels Fullnose™ (page 4) or Brussels Double Fullnose™ (page 4) as capping options for this product.

| Stones & Bundling | Face Feet Per |       | Linear Feet Per |       | Units Per |           | Per Bundle |          | Lbs Per |        |
|-------------------|---------------|-------|-----------------|-------|-----------|-----------|------------|----------|---------|--------|
|                   | Bundle        | Unit  | Bundle          | Unit  | Bundle    | Face Feet | Layers     | Sections | Unit    | Bundle |
| Coping            | 18.75         | 0.260 | 62.64           | 0.870 | 72        | 3.84      | -          | -        | 33      | 2,410  |
| Corner Unit 3"    | 28.2          | 0.44  | -               | -     | 64        | 2.28      | -          | -        | -       | 2,110  |
| Corner Unit 6"    | 28.2          | 0.88  | -               | -     | 32        | 1.14      | -          | -        | 55.5    | 1776   |
| 6" Random Bundle: | 24            | -     | 42.56           | -     | 48        | -         | -          | -        | -       | 2,296  |
| Large Wedge       | -             | 0.60  | -               | -     | -         | -         | 1.65       | -        | -       | -      |
| Medium Wedge      | -             | 0.48  | -               | -     | -         | -         | 2.07       | -        | -       | -      |
| Small Wedge       | -             | 0.37  | -               | -     | -         | -         | 2.69       | -        | -       | -      |
| 3" Random Bundle: | 24            | -     | 42.56           | -     | 96        | -         | -          | -        | -       | 2,407  |
| Large Wedge       | -             | 0.30  | -               | -     | -         | 3.30      | -          | -        | -       | -      |
| Medium Wedge      | -             | 0.24  | -               | -     | -         | 4.14      | -          | -        | -       | -      |
| Small Wedge       | -             | 0.19  | -               | -     | -         | 5.38      | -          | -        | -       | -      |

Notes: Maximum height for vertical installation - 21" including the stone in the ground (under optimum conditions). Inside radius 45" / outside radius 54". Approximately 16 units of each size are in the 6" bundle and 32 units of each size in the 3" bundle. Wall bundle has approximately 5 end units in each bundle. LedgeStone, Brussels XL, Brussels Fullnose, Brussels Double Fullnose or Stonehenge 12x12 complement as a possible coping. All measurements are nominal.

Internal Use Only. EWL OH



For setback application - Place device perpendicular to channel with round section facing the back of the unit



For vertical application - Place device parallel to channel



UNILOCK

# LEDGESTONE™ PILLAR CAP, COPING, & FULLNOSE



BUFF



GREY

## PRODUCT TECHNOLOGY

### Reala™ Surface Technology

Ultra-realistic textures cast from natural stone, brick and historic cobblestones.




**PILLAR CAP**  
24" x 24" x 4"  
61cm x 61cm x 10cm



**COPING UNIT**  
12" x 24" x 3"  
30.5cm x 61cm x 7.5cm



**CLOSED-END COPING**  
12" x 24" x 3"  
30.5cm x 61cm x 7.5cm



**FULLNOSE UNIT**  
12" x 24" x 1 3/4"  
30.5cm x 61cm x 4.5cm



**36" LEDGESTONE STEP**  
36" x 18" x 6"  
91.5cm x 46cm x 15cm



**48" LEDGESTONE STEP**  
48" x 24" x 6"  
122cm x 61cm x 15cm



**72" LEDGESTONE STEP**  
72" x 24" x 6"  
183cm x 61cm x 15cm



| Stones & Bundling     | Face Feet Per |      | Linear Feet Per |       | Units Per |           | Per Bundle |          | Lbs Per |        |
|-----------------------|---------------|------|-----------------|-------|-----------|-----------|------------|----------|---------|--------|
|                       | Bundle        | Unit | Bundle          | Unit  | Bundle    | Face Feet | Layers     | Sections | Unit    | Bundle |
| Pillar Cap 24" x 24"  |               |      | 10.00           | 2.000 | 5         |           |            |          | 159     | 795    |
| Coping Closed End 24" |               |      | 24.00           | 2.000 | 12        |           |            |          | 66      | 796    |
| Coping 24"            |               |      | 24.00           | 2.000 | 12        |           |            |          | 64      | 772    |
| Fullnose Coping 24"   |               |      | 32.00           | 2.000 | 16        |           |            |          | 42      | 667    |
| Step - 36" x 18"      |               |      | 9.00            | 3.000 | 3         |           |            |          | 340     | 1,021  |
| Step - 48" x 24"      |               |      | 12.00           | 4.000 | 3         |           |            |          | 609     | 1,828  |
| Step - 72" x 24"      |               |      | 18.00           | 6.000 | 3         |           |            |          | 909     | 2,728  |

Notes: 4 Ledgestone end coping units can be used to cap pillars larger than 20". That leaves a small opening for lighting. All caps require a skid that is refundable upon return in good condition. Steps are rock faced on three sides and both step units and pillar caps are able to be sold by the unit. All measurements are nominal.

Internal Use Only. LDG CH

# LINEO™ DIMENSIONAL STONE



GRANITE BLEND



MIDNIGHT CHARCOAL







SANDSTONE



SIERRA



|   |   |   |   |   |
|---|---|---|---|---|
|  |  |  |  | <p>Individual units cannot be sold separately</p> <p><b>Random Bundle</b></p> |
| <p><b>XL RECTANGLE</b><br/>24" x 4" x 8"<br/>60cm x 10cm x 20cm</p>               | <p><b>LARGE RECTANGLE</b><br/>20" x 4" x 8"<br/>50cm x 10cm x 20cm</p>            | <p><b>RECTANGLE</b><br/>16" x 4" x 8"<br/>40cm x 10cm x 20cm</p>                  | <p><b>SMALL RECTANGLE</b><br/>12" x 4" x 8"<br/>30cm x 10cm x 20cm</p>            |   |



PILLAR UNIT  
16" X 4" X 8"  
40CM X 10CM X 20CM



PILLAR CAP  
29" X 29" X 4"  
74CM X 74CM X 10CM

| Stones & Bundling     | Face Feet Per |       | Linear Feet Per |       | Units Per |           | Per Bundle |          | Lbs Per |        |
|-----------------------|---------------|-------|-----------------|-------|-----------|-----------|------------|----------|---------|--------|
|                       | Bundle        | Unit  | Bundle          | Unit  | Bundle    | Face Feet | Layers     | Sections | Unit    | Bundle |
| Gormley Manufacturing |               |       |                 |       |           |           |            |          |         |        |
| Random Wall Bundle:   | 29.93         | 0.475 | -               | -     | 63        | 2.11      |            |          | 43      | 2,738  |
| Large Rectangle       | 2.46          | 0.205 | 19.68           | 1.640 | 12        | 4.88      |            |          |         |        |
| Rectangle             | 4.30          | 0.205 | 27.55           | 1.312 | 21        | 4.88      |            |          |         |        |
| Small Rectangle       | 3.69          | 0.205 | 17.71           | 0.984 | 18        | 4.88      |            |          |         |        |
| XL Rectangle          | 2.46          | 0.205 | 23.62           | 1.968 | 12        | 4.88      |            |          |         |        |
| Pillar Unit           | 39.84         | 0.664 | 79.20           | 1.320 | 60        | 1.51      |            |          | 41      | 2,435  |
| Pillar Cap            |               |       |                 |       |           |           |            |          |         |        |

Notes: Product sold in full bundles on a refundable skid. All measurements are nominal. Spacing strips are shipped with random wall bundles to create even spacing between units. Ask your Unilock representative for installation tips.

Internal Use Only, LDS MI

## PISA2®



GRANITE



MAHOGANY ASH



NEVADA

MAHOGANY  
ASH & NEVADA  
AVAILABLE  
WHILE  
QUANTITIES  
LAST.




STANDARD  
8" x 6" x 12"  
20cm x 15cm x 30cm



TAPERED  
8" x 6" x 12"  
20cm x 15cm x 30cm



CORNER  
12" x 6" x 8"  
30cm x 15cm x 20cm



12" COPING  
12" x 3" x 12"  
30cm x 7.5cm x 30cm



| Stones & Bundling     | Face Feet Per |       | Linear Feet Per |       | Units Per |           | Per Bundle |          | Lbs Per |        |
|-----------------------|---------------|-------|-----------------|-------|-----------|-----------|------------|----------|---------|--------|
|                       | Bundle        | Unit  | Bundle          | Unit  | Bundle    | Face Feet | Layers     | Sections | Unit    | Bundle |
| Gormley Manufacturing |               |       |                 |       |           |           |            |          |         |        |
| Standard              | 24.00         | 0.333 | 47.90           | 0.665 | 72        | 3.00      | -          | 4        | 48      | 3,456  |
| Tapered               | 20.00         | 0.667 | 40.00           | 1.333 | 30        | 1.50      | -          | 2        | 93      | 2,775  |
| Corner                | 20.00         | 1.667 | -               | -     | 12        | 0.60      | -          | 2        | 96      | 1,152  |
| 12" Coping            | 21.00         | 0.500 | 84.00           | 2.000 | 42        | 2.00      | -          | 2        | 66      | 2,791  |

Notes: Maximum height - 36" (under optimum conditions). Higher walls can be achieved using geogrid reinforcement. Tapered units will allow for a minimum 5ft. outside radius. Coping bundles may contain some closed-end units. Automatic setback is ¾" per row. Engineering services are available; please contact your local Unilock representative to confirm charges and policies as they are currently under review. Retaining wall engineering software is also available free of charge at [www.unilock.com](http://www.unilock.com).

Internal Use Only. PS2 ON

## PISA2® XL




RIVER



SIERRA



GRANITE



XL TAPERED  
16" x 6" x 12"  
40cm x 15cm x 30cm



| Stones & Bundling  | Face Feet Per |       | Linear Feet Per |       | Units Per |           | Per Bundle |          | Lbs Per |        |
|--------------------|---------------|-------|-----------------|-------|-----------|-----------|------------|----------|---------|--------|
|                    | Bundle        | Unit  | Bundle          | Unit  | Bundle    | Face Feet | Layers     | Sections | Unit    | Bundle |
| Ohio Manufacturing |               |       |                 |       |           |           |            |          |         |        |
| XL Tapered         | 20.00         | 0.333 | 40.00           | 0.667 | 60        | 3.00      |            | 2        | 38      | 2,305  |

Notes: All XL Tapered data is based on split units. Maximum height - 48" (under optimum conditions). Higher walls can be achieved using geogrid reinforcement. Tapered units will allow for a minimum 5ft. outside radius. XL Tapered units allow for an 8ft. outside radius. \*\*12" Coping bundle has 7 double units of Closed-End coping. All measurements are nominal. Unilock®, through Risi Stone Systems International, can provide preliminary site engineering for most commercial projects. Soils information, site drawings, and loading requirements are some of the information details required in order to provide this preliminary site engineering. Contact your local Unilock representative for details. Retaining wall engineering software is also available free of charge at [www.unilock.com](http://www.unilock.com).

Internal Use Only. PS2 OH

# RIVERCREST® WALL



COASTAL SLATE



BUFF

## PRODUCT TECHNOLOGY

### Reala™ Surface Technology

Ultra-realistic textures cast from natural stone, brick and historic cobblestones.



**STANDARD UNIT 1**  
8" x 9-10" x 2¼"  
20cm x 23-25cm  
x 5.7cm



**STANDARD UNIT 2**  
12" x 9-10" x 2¼"  
31cm x 23-25cm  
x 5.7cm



**STANDARD UNIT 3**  
12" x 9-10" x 2¼"  
31cm x 23-25cm  
x 5.7cm



**STANDARD UNIT 4**  
17" x 9-10" x 2¼"  
42.5cm x 23-25cm  
x 5.7cm

Random Bundle  
Individual units cannot  
be sold separately



**JUMPER UNIT 1**  
8" x 9-10" x 4½"  
20cm x 23-25cm  
x 11.4cm



**JUMPER UNIT 2**  
12" x 9-10" x 4½"  
31cm x 23-25cm  
x 11.4cm



**JUMPER UNIT 3**  
12" x 9-10" x 4½"  
31cm x 23-25cm  
x 11.4cm



**JUMPER UNIT 4**  
17" x 9-10" x 4½"  
42.5cm x 23-25cm  
x 11.4cm


Jumper Bundle  
Individual units cannot  
be sold separately



**PILLAR UNIT**  
20" x 20" x 4½"  
50cm x 50cm x 11.4cm



**PILLAR UNIT**



**COPING**  
22" x 11" x 2¼"  
56cm x 28cm x 5.7cm



**LONG CORNER UNIT**  
12" x 9-10" x 2¼"  
31cm x 23-25cm x 5.7cm



**SHORT CORNER UNIT**  
10" x 9-10" x 2¼"  
25cm x 23-25cm x 5.7cm

Random Bundle  
Individual units cannot  
be sold separately



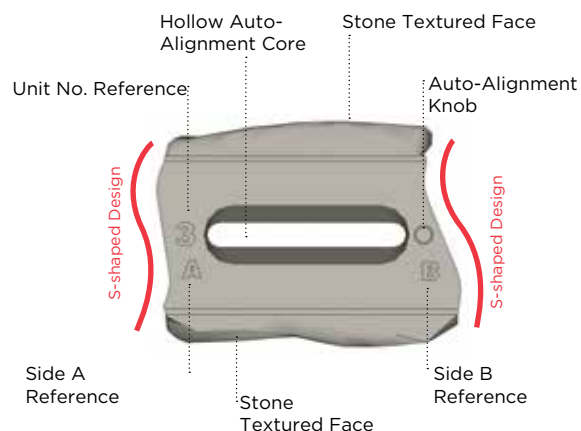
**JUMPER CORNER UNIT**  
12" x 9-10" x 4½"  
31cm x 23-25cm x 11.4cm

| Stones & Bundling   | Face Feet Per |       | Linear Feet Per |       | Units Per |           | Per Bundle |          | Lbs Per |        |
|---|---------------|-------|-----------------|-------|-----------|-----------|------------|----------|---------|--------|
|   | Bundle        | Unit  | Bundle          | Unit  | Bundle    | Face Feet | Layers     | Sections | Unit    | Bundle |
| Units & Coping - Ayr Manufacturing - Jumpers, Pillar units Manufactured in Georgetown |               |       |                 |       |           |           |            |          |         |        |
| Wall Standard Bundle:   | 24.30         | -     | 130.2           | -     | 128       | -         | 8          | -        | -       | 1,990  |
| Standard Unit 1   | 3.9           | 0.12  | 20.99           | 0.656 | 32        | 8.33      | -          | -        | 9.4     | -      |
| Standard Unit 2   | 6.1           | 0.19  | 32.54           | 1.017 | 32        | 5.26      | -          | -        | 14.7    | -      |
| Standard Unit 3   | 6.1           | 0.19  | 32.54           | 1.017 | 32        | 5.26      | -          | -        | 14.7    | -      |
| Standard Unit 4   | 8.2           | 0.25  | 44.61           | 1.394 | 32        | 4.00      | -          | -        | 14.7    | -      |
| Wall Jumper Unit Bundle:  | 24.30         | -     | -               | -     | 64        | -         | 4          | -        | -       | 2,720  |
| Jumper Unit 1   | 3.9           | 0.24  | 10.49           | 0.658 | 16        | 4.17      | -          | -        | 30      | -      |
| Jumper Unit 2   | 6.1           | 0.38  | 16.27           | 1.01  | 16        | 2.63      | -          | -        | 40      | -      |
| Jumper Unit 3   | 6.1           | 0.38  | 16.27           | 1.01  | 16        | 2.63      | -          | -        | 40      | -      |
| Jumper Unit 4   | 8.2           | 0.5   | 22.00           | 1.375 | 16        | 2.00      | -          | -        | 60      | -      |
| Coping  | 16.70         | 0.348 | 89.10           | 1.86  | 48        | 2.87      | 8          | -        | 43      | 2,090  |
| Corner Unit Bundle:   | 20.92         | -     | -               | -     | 64        | -         | 4          | -        | -       | 1,232  |
| Long Corner Unit  | 16.10         | 0.335 | 85.92           | 1.79  | 48        | 2.99      | -          | -        | 20.4    | -      |
| Short Corner Unit   | 4.80          | 0.300 | 25.44           | 1.59  | 16        | 3.33      | -          | -        | 16.7    | -      |
| Pillar 20" x 20"  | -             | -     | -               | -     | 8         | -         | -          | -        | 125     | 1,000  |
| Corner Jumper Unit  | 12.20         | 0.38  | 32.54           | 1.01  | 32        | 2.63      | 4          | -        | 40      | 1,280  |

Notes: Sold on refundable skid - full bundles only. Rivercrest™ is recommended for walls under 2ft. Ideal for straight or curved walls, seat walls, pillars, tree rings, planters, firepits and grill islands. Integrated connectors require no pins or clips. Minimum radius using equal amounts of each unit is 1.25m / 4.1ft. Using only unit 1 & 3 a 1.055m / 3.5ft radius can be achieved.

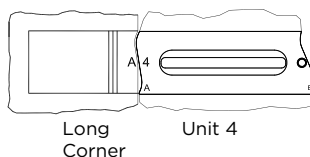
Engineering services are available; please contact your local Unilock representative to confirm charges and policies as they are currently under review. Retaining wall engineering software is also available free of charge at [www.unilock.com](http://www.unilock.com).

Internal Use Only. RVC ON, Jumpers CH

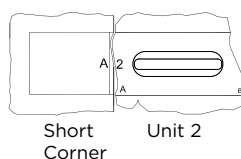


## Starting a Wall

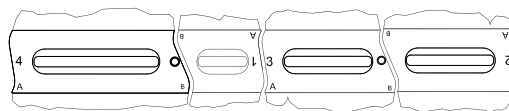
Course 1



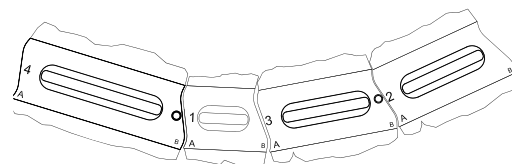
Course 2



## Straight Wall - Align A-A / B-B



## Curved Wall - Align A-B / B-A



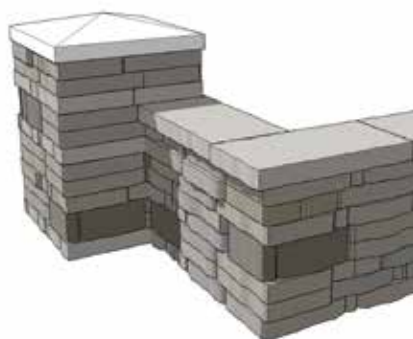
## Design Style

To accurately determine the number of standard and jumper units you will require, start by selecting an aesthetic option.



## Jumper Units

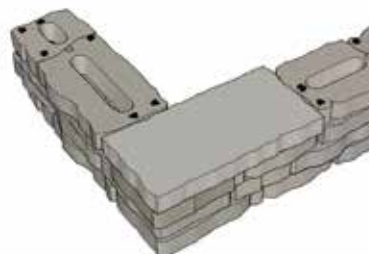
In addition to being used to enhance sections of wall, jumper units can also be used in a variety of different ways within the Rivercrest™ Wall system. The Jumper Unit #2 has faces on three sides making it perfect for incorporating into pillars and corners. The unit can also be used when starting and ending seat walls.



## As a Corner

Coping units may also be integrated into the corner to enhance the appearance and add stability. When constructing a seat wall, center align the coping unit with the unit below, it will protrude slightly but add to the rustic appearance of the wall. In retaining wall the coping unit may be set back into the reinforcement zone so that the front & side are flush with the rest of the corner. Simply remove the alignment knob with a chisel if there is a conflict.

\* All components should be secured with approved concrete adhesive.



For more information please consult the Rivercrest™ installation booklet.



COFFEE CREEK



GRANITE



MAHOGANY



NEVADA




STANDARD  
8" x 6" x 12"  
20cm x 15cm x 30cm



TAPERED  
8" x 6" x 12"  
20cm x 15cm x 30cm



CORNER  
12" x 6" x 8"  
30cm x 15cm x 20cm



PISA2 12" COPING  
12" x 3" x 12"  
30cm x 7.5cm x 30cm

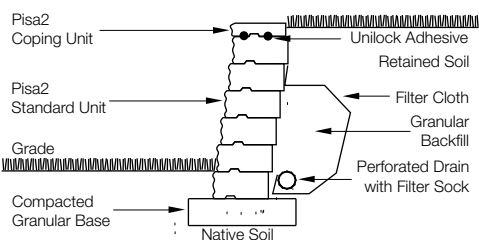


| Stones & Bundling  | Face Feet Per |       | Linear Feet Per |       | Units Per |           | Per Bundle |          | Lbs Per |        |
|--|---------------|-------|-----------------|-------|-----------|-----------|------------|----------|---------|--------|
|  | Bundle        | Unit  | Bundle          | Unit  | Bundle    | Face Feet | Layers     | Sections | Unit    | Bundle |
| Pickering Manufacturing/ Pisa2 Coping- Gormley Manufacturing |               |       |                 |       |           |           |            |          |         |        |
| Standard   | 20.00         | 0.333 | -               | -     | 60        | 3.00      |            | 4        | 48      | 2,880  |
| Xtra Tapered   | 20.00         | 0.333 | -               | -     | 60        | 3.00      |            | 4        | 45      | 2,694  |
| Corner Unit  | 40.00         | 0.833 | -               | -     | 48        | 1.20      |            | 4        | 48      | 2,304  |
| Pisa2 12" Coping   | 21.00         | 0.500 | 84.00           | 2.000 | 42        | 2.00      |            | 2        | 66      | 2,791  |

Notes: Sold in full bundles or sections only. Maximum height – 36" (under optimum conditions). Higher walls can be achieved using geogrid reinforcement. Coping bundles may contain some closed-end units. Tapered units will allow for a minimum 5ft outside radius. Automatic setback is 3/4" per row. All measurements are nominal. Engineering services are available; please contact your local Unilock representative to confirm charges and policies as they are currently under review. Retaining wall engineering software is also available free of charge at [www.unilock.com](http://www.unilock.com).

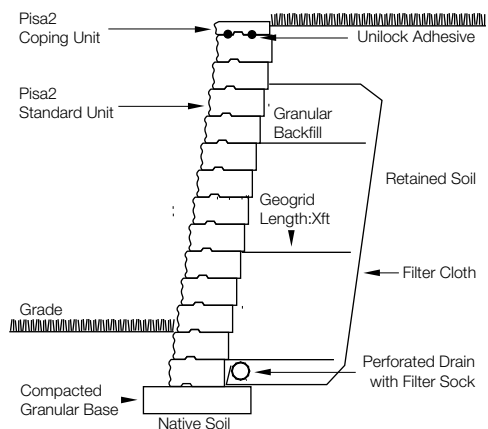
Internal Use Only. RPA ON

GRAVITY WALL



Cross sections are examples, and must not be used for construction.

GEOGRID REINFORCED



Cross sections are examples, and must not be used for construction.

## ROMANSTACK®



GRANITE



RIVER



SIERRA



WEDGE UNIT  
8" x 4" x 8"  
20cm x 10cm x 20cm



| Stones & Bundling | Face Feet Per |       | Linear Feet Per |       | Units Per |           | Per Bundle |          | Lbs Per |        |
|-------------------|---------------|-------|-----------------|-------|-----------|-----------|------------|----------|---------|--------|
|                   | Bundle        | Unit  | Bundle          | Unit  | Bundle    | Face Feet | Layers     | Sections | Unit    | Bundle |
| Coping            | 23-31         | 0.220 | 94.49           | 0.656 | 144       | 4.55      |            |          | 16      | 2,357  |

Notes: Maximum height - 20" (under optimum conditions) including materials below grade. Radius - minimum outside radius 29.5". All measurements are nominal.

Internal Use Only. RST OH

## SONOMASTONE®



NATURAL



STANDARD  
48" x 7 1/4" x 14 3/4"  
120 x 18.5 x 37.5cm



COPING  
48" x 7 1/4" x 14 3/4"  
120 x 18.5 x 37.5cm



TAPERED STANDARD  
23 3/4" x 7 1/4" x 14 3/4"  
59 x 18.5 x 37.5cm



TAPERED COPING  
23 3/4" x 7 1/4" x 14 3/4"  
59 x 18.5 x 37.5cm



CORNER  
38 3/8" x 7 1/4" x 14 3/4"  
97.5 x 18.5 x 37.5cm



DOUBLE\*  
48" x 7 1/4" x 29 1/2"  
120 x 18.5 x 75cm

| Stones & Bundling     | Face Feet Per |       | Linear Feet Per |       | Units Per |           | Per Bundle |          | Lbs Per |        |
|-----------------------|---------------|-------|-----------------|-------|-----------|-----------|------------|----------|---------|--------|
|                       | Bundle        | Unit  | Bundle          | Unit  | Bundle    | Face Feet | Layers     | Sections | Unit    | Bundle |
| Gormley Manufacturing |               |       |                 |       |           |           |            |          |         |        |
| Standard              | 21.63         | 2.404 | 36.00           | 4.000 | 9         | 0.42      |            |          | 392     | 3,525  |
| Coping                | 21.63         | 2.404 | 36.00           | 4.000 | 9         | 0.42      |            |          | 383     | 3,450  |
| Tapered Standard      | 21.15         | 1.175 | 34.80           | 1.933 | 18        | 0.85      |            |          | 193     | 3,470  |
| Tapered Coping        | 10.50         | 1.167 | 17.40           | 1.933 | 9         | 0.86      |            |          | 180     | 1,620  |
| Corner Unit           | 15.63         | 5.208 | -               | -     | 3         | 0.19      |            |          | 716     | 2,148  |
| Double Unit           | 14.42         | 4.808 | 3.00            | 1.000 | 3         | 0.21      |            |          | 1,158   | 3,473  |

Notes: Sonoma Clamp required for installation. Units can be installed three at a time for increased production. \*\*Sonoma Stone corners are sold as double units, one left and one right. The Coping Unit has a smooth finish with a cornice detail. Tapered units will achieve a 14' radius. \*Sonoma DBL Unit is sold together with a single unit.

Automatic setback is 1 1/2" per row.

Unilock, through Risi Stone Systems International, can provide preliminary site engineering for most commercial projects. Soils information, site drawings, and loading requirements are some of the information details required in order to provide you with preliminary site engineering. Contact your local Unilock representative for details. Retaining wall engineering software is also available free of charge at [www.unilock.com](http://www.unilock.com).

Internal Use Only. SON OH



NATURAL



MAHOGANY ASH \*\*



BROWN \*\*




GRANITE \*\*



NEVADA \*\*


\*\*Available only in 48" closed-end coping



STANDARD 333  
48" x 7¼" x 13½"  
120cm x 18.5cm  
x 33cm



STANDARD 500  
48" x 7¼" x 20"  
120cm x 18.5cm  
x 50cm




STANDARD 925  
48" x 7¼" x 36½"  
120cm x 18.5cm  
x 92.5cm



COPING  
48" x 7¼" x 20"  
120cm x 18.5cm  
x 50cm



CLOSED-END COPING \*\*  
48" x 7¼" x 20"  
120cm x 18.5cm  
x 50cm



CORNER 90° (left & right)  
43½" x 7¼" x 20"  
110cm x 18.5cm  
x 50cm



CORNER 45° (left & right)  
43½" x 7¼" x 20"  
110cm x 18.5cm  
x 50cm

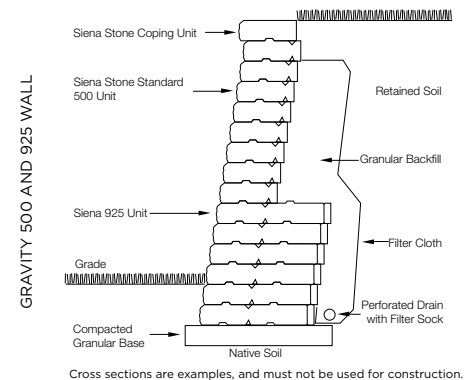
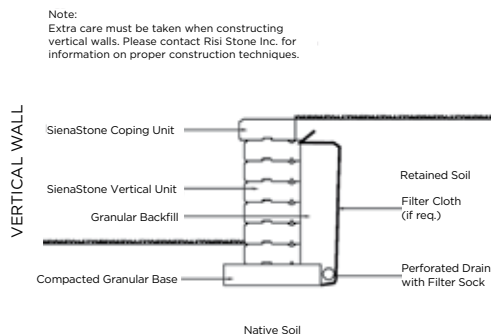
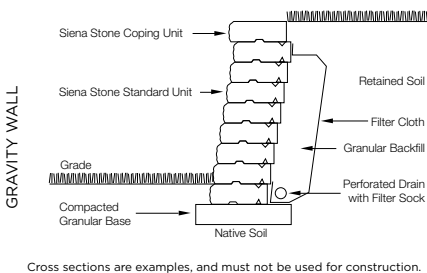


| Stones & Bundling     | Face Feet Per |       | Linear Feet Per |       | Units Per |           | Per Bundle |          | Lbs Per |        |
|-----------------------|---------------|-------|-----------------|-------|-----------|-----------|------------|----------|---------|--------|
|                       | Bundle        | Unit  | Bundle          | Unit  | Bundle    | Face Feet | Layers     | Sections | Unit    | Bundle |
| Gormley Manufacturing |               |       |                 |       |           |           |            |          |         |        |
| Standard 333          | 21.63         | 2,404 | 36.00           | 4,000 | 9         | 0.42      |            |          | 380     | 3,420  |
| Standard 500          | 14.42         | 2,404 | 24.00           | 4,000 | 6         | 0.42      |            |          | 570     | 3,420  |
| Standard Wall 925     | 7.21          | 2,404 | 12.00           | 4,000 | 3         | 0.42      |            |          | 1,140   | 3,420  |
| Coping 48"            | 14.42         | 2,404 | 24.00           | 4,000 | 6         | 0.42      |            |          | 570     | 3,420  |
| Coping Closed End 48" | 14.42         | 2,404 | 24.00           | 4,000 | 6         | 0.42      |            |          | 570     | 3,420  |
| Corner 90°            | 19.11         | 6,369 | -               | -     | 3         | 0.16      |            |          | 1,140   | 3,420  |
| Corner 45°            | 19.11         | 6,369 | -               | -     | 3         | 0.16      |            |          | 1,050   | 3,150  |

Notes: \*\*Closed-End Coping Only: Brown, Granite, Mahogany, Natural, Nevada. Only Closed-end Coping units are available in color. Closed-end coping is available rock faced on the end upon request. Colored closed-end coping units can be used to construct steps. \*Siena Stone corners are sold as double units. One left and one right. Wall units are only stocked in Natural. Vertical units are also available. Automatic setback is 1" per row.

Engineering services are available; please contact your local Unilock representative to confirm charges and policies as they are currently under review. Retaining wall engineering software is also available free of charge at [www.unilock.com](http://www.unilock.com).

Internal Use Only. SST ON



# STACKSTONE®



GRANITE




MAHOGANY



NEVADA



STANDARD  
8" x 4" x 8"  
20cm x 10cm x 20cm

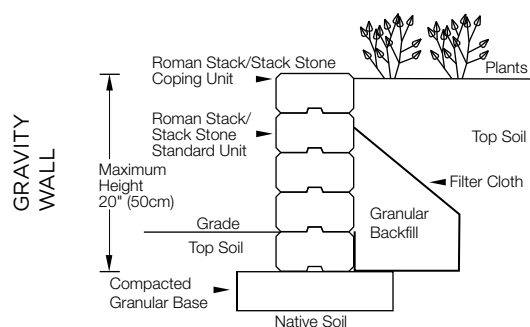


COPING  
8" x 4" x 8"  
20cm x 10cm x 20cm

| Stones & Bundling     | Face Feet Per |      | Linear Feet Per |      | Units Per |           | Per Bundle |          | Lbs Per |        |
|-----------------------|---------------|------|-----------------|------|-----------|-----------|------------|----------|---------|--------|
|                       | Bundle        | Unit | Bundle          | Unit | Bundle    | Face Feet | Layers     | Sections | Unit    | Bundle |
| Gormley Manufacturing |               |      |                 |      |           |           |            |          |         |        |
| Standard              |               |      | -               | -    | 150       |           |            | 6        | 17      | 2,588  |
| Coping                |               |      | -               | -    | 150       |           |            | 6        | 17      | 2,588  |

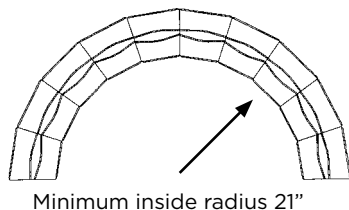
Notes: Sold in full bundles or sections only. Maximum height - 20" (under optimum conditions) including material below grade. Radius - minimum outside radius 29.5". All measurements are nominal.

Internal Use Only. STK ON



Cross sections are examples, and must not be used for construction.

TYPICAL RADIUS  
Minimum outside radius 29"




Length of Wall Measured in Feet

| Height | Courses | 5' | 10' | 15' | 20' | 25' | 30' |
|--------|---------|----|-----|-----|-----|-----|-----|
| 4"     | 1       | 9  | 18  | 27  | 36  | 45  | 54  |
| 8"     | 2       | 18 | 36  | 54  | 72  | 90  | 108 |
| 12"    | 3       | 27 | 54  | 81  | 108 | 135 | 162 |
| 16"    | 4       | 36 | 72  | 108 | 144 | 180 | 216 |
| 20"    | 5       | 45 | 90  | 135 | 180 | 225 | 270 |

CIRCLE CHART

|         | FT  | Full Circle<br># of Units | Half Circle<br># of Units | Quarter Circle<br># of Units |
|---------|-----|---------------------------|---------------------------|------------------------------|
|         |     |                           |                           |                              |
|         | 2.5 | 23                        | 12                        | 7                            |
|         | 3   | 28                        | 15                        | 8                            |
|         | 4   | 38                        | 20                        | 10                           |
| OUTSIDE | 5   | 47                        | 24                        | 13                           |
| RADIUS  | 6   | 56                        | 29                        | 15                           |
|         | 7   | 66                        | 34                        | 17                           |
|         | 8   | 75                        | 38                        | 20                           |
|         | 9   | 84                        | 43                        | 22                           |
|         | 10  | 94                        | 48                        | 24                           |

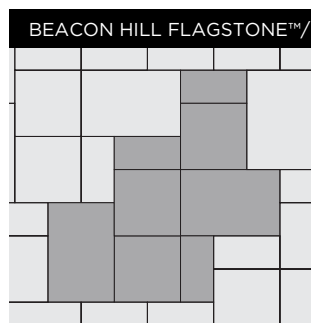
# LAYING PATTERNS



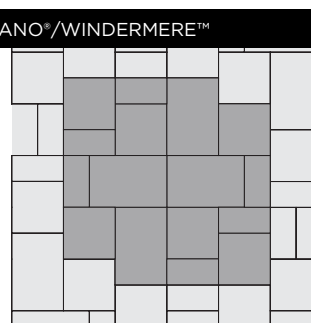
Avante Ashlar A - 100%



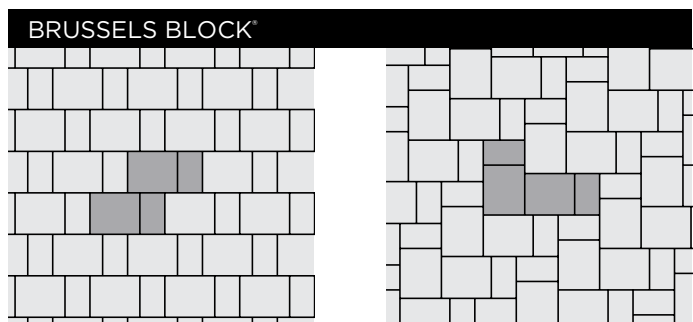
Artline A



Random A - 40% Large Rectangle, 40% Square, 20% Small Rectangle

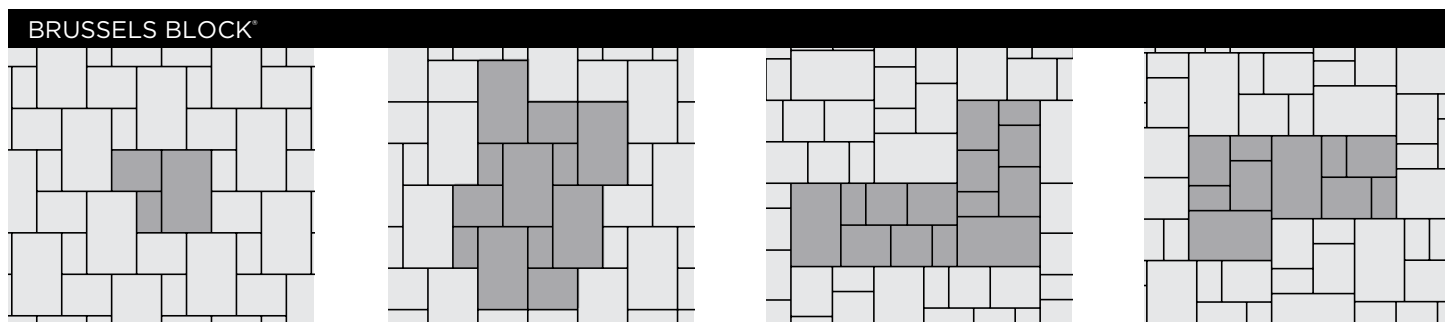


Random B - 40% Large Rectangle, 40% Square, 20% Small Rectangle



Brussels H - 67% Standard, 33% Half

Brussels P - 67% Standard, 33% Half




Brussels Y - 57% XL, 29% Standard, 14% Half


Brussels Z - 67% XL, 20% Standard, 13% Half

Brussels AB - 30% XL, 30% Standard, 25% Square, 15% Half


Brussels AF - 40% XL, 40% Standard, 20% Half



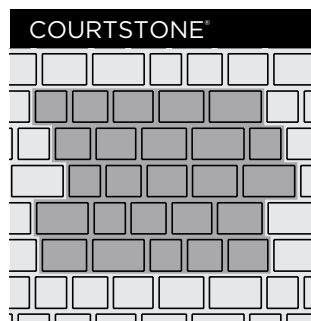
Cophorne A - 100% Standard



Cophorne B - 100% Standard



Cophorne C - 100% Standard



Courtstone A - 16% Square, 18% Sm.Rec., 19% Rec., 22% Lg. Rec., 25% XL Rec.



Il Campo J - 33% 12"x12", 11% 4"x12", 33% 6"x8", 17% 6"x6", 5% 4"x6"

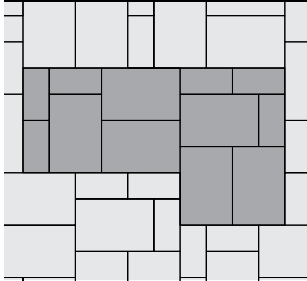
Il Campo L - 43% 12"x12", 28.5% 4"x12", 28.5% 6"x8"

Il Campo O - 50% 12"x12", 17% 4"x12", 33% 6"x8"


Il Campo P - 50% 12"x12", 17% 4"x12", 33% 6"x8"

# LAYING PATTERNS continued


## NORTHSHORE™



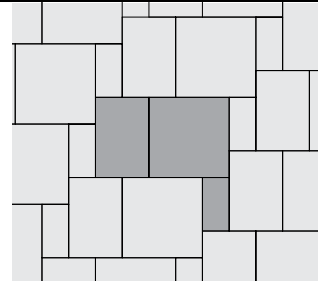
Northshore A - 75% Large Rectangle  
25% Small Rectangle



Northshore B - 75% Large Rectangle,  
25% Small Rectangle

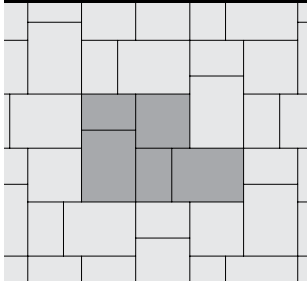


Northshore C - 33% Square, 45% Large  
Rectangle, 22% Small Rectangle



Northshore D - 53% Square, 35% Large  
Rectangle, 12% Small Rectangle


## RICHCLIFF®



Richcliff A - 100% Random

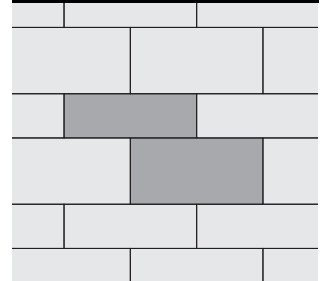


Richcliff B - 100% Random




Richcliff C - 100% Random

## RICHCLIFF® XL

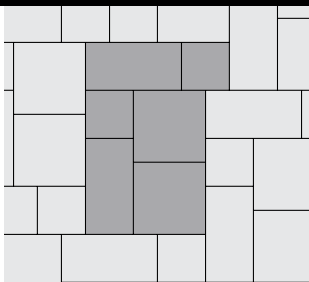


Richcliff XL A - 40% 12" x 36",  
60% 18" x 36"

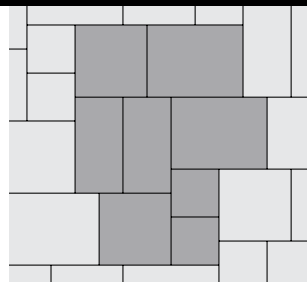
## RIVENSTONE™



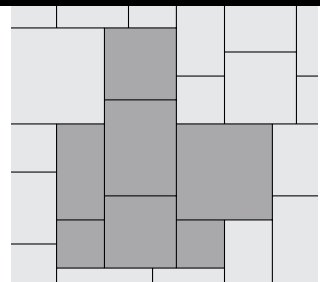
A - 45% 24"x24", 33% 18"x24",  
22% 12"x24"



D - 43% 18"x18", 38% 12"x24",  
19% 12"x12"




E - 12% 12"x12", 24% 12"x24",  
27% 18"x18", 37% 18"x24"

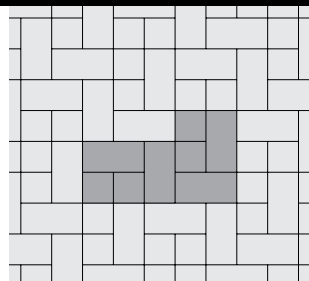


H - 13% 12"x12", 13% 12"x24",  
29% 18"x18", 19% 18"x24", 26% 24"x24"

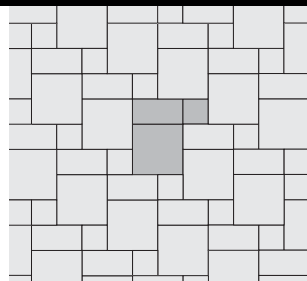
## SENZO™




Senzo A - 67% Rectangle, 33%  
Square



Senzo B - 67% Rectangle, 33%  
Square

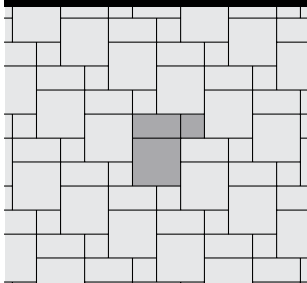


Senzo C - 57% 16"x16", 29% 16"x8",  
14% 8"x8"




Senzo D - 67% 16"x16", 22% 16"x8",  
11% 8"x8"

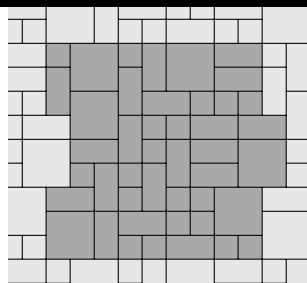
## SERIES 3000®




Series 3000 F - 57% 12"x12",  
14% 6"x6", 29% 6"x12"



Series 3000 I - 66% 12"x12",  
37% 6"x12", 9% 6"x6"




Series 3000 J - 29% 12"x12",  
24% 6"x6", 47% 6"x12"




Series 3000 K - 50% 12"x12",  
50% 6"x12"

# LAYING PATTERNS continued

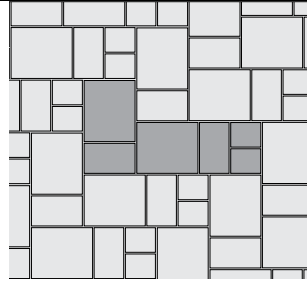
## THORNBURY™



Thornbury A - 49% Large Rec., 34% Medium Rec., 17% Small Rec.

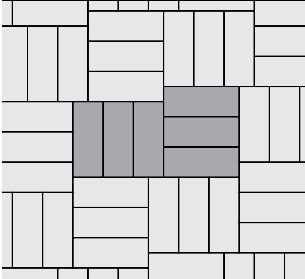


Thornbury B - 49% Large Rec., 34% Medium Rec., 17% Small Rec.




Thornbury C - 49% Large Rec., 34% Medium Rec., 17% Small Rec.


## TOWN HALL™



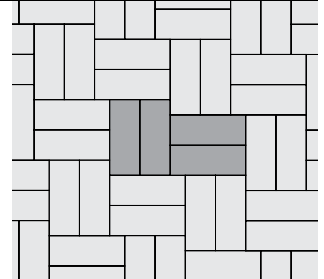
Town Hall A - 100% Standard



Town Hall B - 100% Standard




Town Hall C - 100% Standard

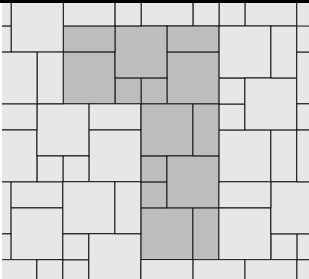


Town Hall D - 100% Standard

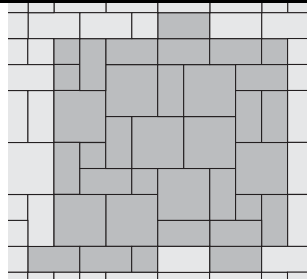
## UMBRIANO®



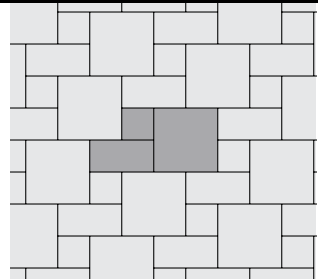
Umbriano A - 57% 16"x16", 29% 16"x8", 14% 8"x8"



Umbriano B - 67% 16"x16", 22% 16"x8", 11% 8"x8"

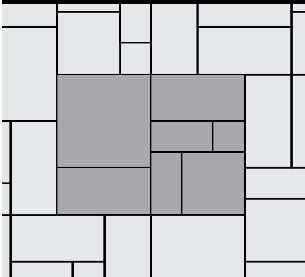


Umbriano C - 57% 16"x16", 37% 8"x16", 9% 8"x8"

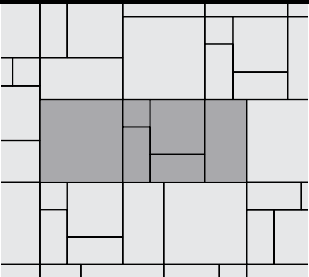


Umbriano D - 57% 16"x16", 29% 16"x8", 14% 8"x8"

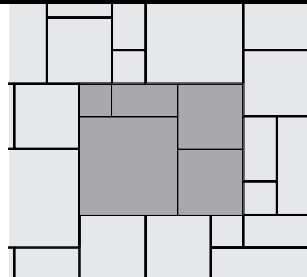
## UMBRIANO®



Umbriano E - 33% 24"x24", 33% 12"x24", 15% 16"x16", 15% 16"x8", 4% 8"x8"




Umbriano F - 44% 24"x24", 22% 12"x24", 19% 16"x16", 10% 16"x8", 5% 8"x8"



Umbriano H - 45% 24"x24", 40% 16"x16", 10% 16"x8", 5% 8"x8"

## YORKSTONE™



A - 45% 24"x24", 33% 18"x24", 22.2% 12"x24"

# UNILOCK ELEMENTS

## TUSCANY

Large decorative accents adorn the top of the Tuscany fireplace. Brussels Block® Fullnose is used to construct the ledges and mantle of the fireplace.



Tuscany Sierra with Copthorne® \*\*



Tuscany Sandstone with Copthorne® \*\*  
**SPECIAL ORDER**



Barcelona River with Richcliff® \*\*  
**SPECIAL ORDER**

## VENTANA **SPECIAL ORDER** **NEW FOR 2016**



The Ventana pre-built fireplace is constructed with Lineo™ Dimensional Stone.



## MODA **SPECIAL ORDER** **NEW FOR 2016**

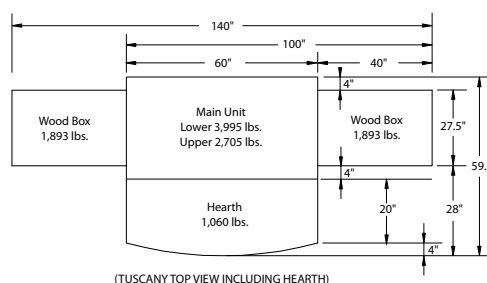
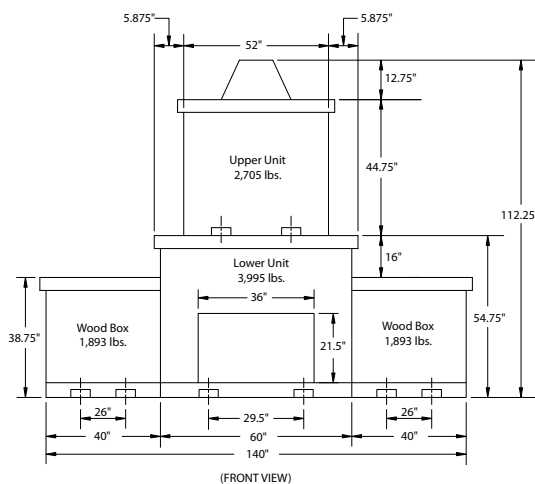
The Moda pre-built fireplace is constructed from Lineo Dimensional Stone and Series 3000® accent.



## BELLA **SPECIAL ORDER** **NEW FOR 2016**

The Bella pre-built fireplace is constructed from Rivercrest® Wall.

## TUSCANY FIREPLACE



\*\*Units and measurements may not be exactly as shown.

## CUSTOM ACCENTS



Copthorne®



Courtstone®



Richcliff®



Umbriano®

# UNILOCK ELEMENTS continued

Unilock Elements are available in TUSCANY and BARCELONA SERIES



**HEARTH**  
Hearth with gentle curved front.  
1025 lbs



**WOOD BOXES**  
Sold as a set of two and flank either  
side of the gas or standard fireplace.  
3750 lbs per set



**FIREPLACE**  
Two piece set (base and chimney),  
and it comes with stainless fire box.  
5620 lbs

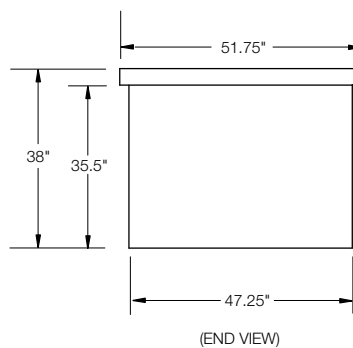
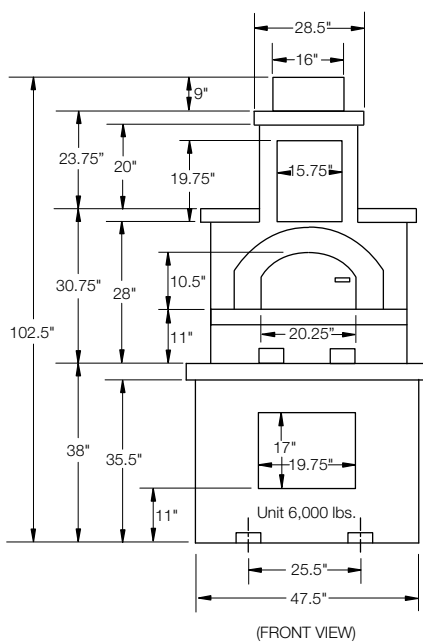


**GRILL ISLAND**  
Available with OCS Grill, protective  
cover, and stainless double door insert.  
3800 lbs



**BRICK OVEN**  
Two piece set (wood box  
base, brick oven), and it  
comes with metal termination  
cap, pipe and cooking utensils.

## TUSCANY & BARCELONA PIZZA OVEN



\*\*Units and measurements may not be exactly as shown.

**Guarantee:** The standard Unilock guarantee applies to the units used to construct Unilock Elements. (See Unilock literature for details.) Third party grills and fireboxes carry their respective manufacturer's warranty and may change without notice.

**Note:** Unilock reserves the right to change model designs, accessories and colors without notice. Unilock will not be responsible for improper use or handling that results in property damage. Some models may not be exactly as shown. Fireplaces come complete with UL- approved stainless steel fireboxes. Check local building codes and regulations prior to ordering and installing Unilock Elements.

# FIRE PITS

## SUNSET FIRE PIT

Round and Square Fire Pits are available in Brussels Dimensional Stone® colours: Desert Sand, Sandstone and Mahogany Ash.



DESERT SAND



LIMESTONE



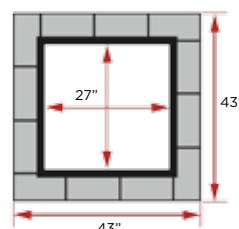
MAHOGANY ASH



SANDSTONE



SIERRA



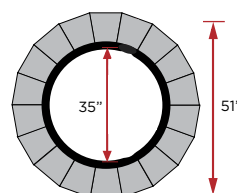
LIMESTONE



SANDSTONE



SIERRA



| Stones & Bundling  | Stones per Course | Stones per Pallet | Diameter Outside of Stone | Diameter Inside of Stone | Diameter Pit Insert | Lbs/Pallet | Kits/Bundle |
|--|-------------------|-------------------|---------------------------|--------------------------|---------------------|------------|-------------|
| Sunset - Pickering Manufacturing/Rivercrest - Georgetown Manufacturing |                   |                   |                           |                          |                     |            |             |
| Sunset/Brussels Dimensional Stone                                      |                   |                   |                           |                          |                     |            |             |
| Round Fire Pit   | 18                | 54                | 51"                       | 35"                      | 35"                 | 1150       | 1           |
| Square Fire Pit  | 12                | 36                | 43"                       | 27"                      | 27"                 | 1150       | 1           |
| Rivercrest   |                   |                   |                           |                          |                     |            |             |
| Round Fire Pit   |                   |                   |                           |                          |                     |            |             |

## RIVERCREST FIRE PIT



### FIRE PIT GRILL

Firepit grill is included and fits securely into the firepit.

# SEALERS, CLEANERS & SANDS

## PAVER CLEANERS



### POLYBIND™ OIL & GREASE CLEANER

Polybind Oil & Grease Cleaner is effective in removing oil and grease from the surface of concrete pavers and natural stones. Easy to use - dissolves, dislodges and removes oil and grease. No hydrochloric acid in product - washes off with water.

Packaging • 1 quart container (6 per carton, 24 cartons per pallet)

Note: Carefully read all instructions and safety information on product label prior to application. For additional safety information, see MSDS.



### POLYBIND™ EFFLORESCENCE CLEANER

Polybind Efflorescence Remover will remove any efflorescence stains trapped in the concrete paver and natural stone pores. It will make the pavers look more clean and vibrant. This efflorescence cleaning is a necessary step before a sealer is applied. The sealer will be able to get a deeper penetration into the now-clean pores.

Packaging • 1 & 5 gallon • Box of 4 x 1 US gallon (24 1 gal boxes & 48 5 gal pails per pallet)

Note: Carefully read all instructions and safety information on product label prior to application. For additional safety information, see MSDS.



### POLYBIND™ RUST CLEANER

Polybind Rust Cleaner is effective in removing rust from the surface of concrete pavers. Contains no muriatic acid.

Packaging • 1 quart container (6 per carton, 24 cartons per pallet)

Note: Carefully read all instructions and safety information on product label prior to application. For additional safety information, see MSDS.



### POLYBIND™ RUBBER, PAINT & TAR REMOVER

Polybind Rubber, Paint & Tar Remover is effective in removing rubber, paint and tar from the surface of concrete pavers and natural stone. Easily washes off with water and is easy to use.

Packaging • 1 quart container (6 per carton, 24 cartons per pallet)

Note: Carefully read all instructions and safety information on product label prior to application. For additional safety information, see MSDS.

## SEALERS



### POLYBIND™ WET LOOK SEALER

Polybind Wet Look Sealer is made from acrylic-based polymers. It penetrates deep into the concrete paver and natural stone pores, thus reducing the oil and dirt penetration, as well as protecting them from the corrosion of de-icing salt.

Packaging • 1 and 5 gallon available • Box of 4 x 1 US gallon (24 1 gal boxes & 48 5 gal pails per pallet)

Note: Carefully read all instructions and safety information on product label prior to application. For additional safety information, see MSDS.



### POLYBIND™ SEAL SATIN LOOK

Polybind Seal Satin Look is made from acrylic-based polymers. It penetrates deep into the concrete paver and natural stone pores, thus reducing the oil and dirt penetration, as well as protecting them from the corrosion of de-icing salt. Low-gloss matte finish, solvent-based.

Packaging • 1 and 5 gallon available • Box of 4 x 1 US gallon (24 1 gal boxes & 48 5 gal pails per pallet)

Note: Carefully read all instructions and safety information on product label prior to application. For additional safety information, see MSDS.



### POLYBIND™ ECO SEAL LOW GLOSS

Polybind Eco Seal Low Gloss is 100% pure, high-grade acrylic used to seal concrete pavers, clay pavers and natural stone. It penetrates deep into the pavers and natural stone pores, thus reducing the oil and dirt penetration, as well as protecting them from the corrosion of de-icing salt.

Packaging • 1 and 5 gallon available • Box of 4 x 1 US gallon (24 1 gal boxes & 48 5 gal pails per pallet)

Note: Carefully read all instructions and safety information on product label prior to application. For additional safety information, see MSDS.



### POLYBIND™ ECO SEAL HIGH GLOSS

Polybind Eco Seal High Gloss is 100% pure, high-grade acrylic used to seal concrete pavers, clay pavers and natural stone. It penetrates deep into the pavers and natural stone pores, thus reducing the oil and dirt penetration, as well as protecting them from the corrosion of de-icing salt.

Packaging • 1 and 5 gallon available • Box of 4 x 1 US gallon (24 1 gal boxes & 48 5 gal pails per pallet)

Note: Carefully read all instructions and safety information on product label prior to application. For additional safety information, see MSDS.

## SEALERS (CONTINUED)



### SUREBOND 1300 JOINT SAND STABILIZING SEALER - MATTE FINISH

Surebond Joint Stabilizing Sealer is an epoxy modified, single component VOC, EPA and OSHA compliant, solvent-free penetrating sealer that provides protection to interlocking paving stone installations against salt spray, acid rain, food and beverage stains, and other oxidizers. It binds joint sand together and ensures the integrity of the pavements by forming a homogeneous, flexible surface that stops erosion and joint sand failure in large paver installations. The sealer is also used to seal retaining walls and for concrete and aggregate and split-face stone to protect against staining salt spray and acid rain damage and discoloration for architectural, industrial, and residential installations.

Packaging • 1 and 5 gallon containers available • 55 gallon drum available on special order.

Note: Carefully read all instructions and safety information on product label prior to application. For additional safety information, see MSDS.



### SUREBOND 8700 WET LOOK JOINT SAND STABILIZER WITH FUNGICIDE

SB-8700 is an advanced premium acrylic sealer that will not yellow under exposure to sunlight. It's a 2 in 1 product; it protects the substrate surface and stabilizes jointing sand at the same time. Specially formulated with antifungal agents designed to help inhibit the growth of mold, fungi and moss on horizontal pavement surfaces, it forms a tenacious bond to the concrete or masonry surface. Wet look, Rain safe within 90 minutes, water repellent, breathable, solvent based.

Packaging:

- 1 gallon container
- 5 gallon pail (36 per skid)
- 55 gallon container (4 per skid)
- Box of 4 x 1 gallon containers (4 x 1 US gal)
- 36 cases per skid (of 1 gal)
- 80-120 sq.ft. coverage per gallon for pavers (approx.)\*
- 100-300 sq.ft. coverage per gallon for natural stone (approx.)\*

## ADHESIVES



### POLYBIND XP (Xtra Performance) LOW VOC ADHESIVE

10 oz. Tube: (12/Case) (90 cs/skid) 28 oz. Tube: (12/Case)(60 cs/skid)

SPECIFICATIONS - (Exceeds ASTM D3498 and ASTM C557)

One of the strongest polyurethane adhesives on the market, it strongly adheres to concrete pavers, stones, retaining wall, masonry units & bricks. It is especially formulated for overlays, pool copings, steps & wall caps. Polybind Bond Xtra Performance Low VOC Polyurethane Adhesive is designed to provide a permanent bond in 24 hours to the above materials if properly installed. Drying times vary depending on factors such as humidity, porosity, temperature and materials bonded together. VOC compliant / Low odor / Non-shrinking / Fast curing. Environmentally friendly, Safe to use indoors or outdoors.



### POLYBIND HIGH STRENGTH LOW VOC ADHESIVE

10 oz. Tube: (12/Case) (90 cs/skid) 28 oz. Tube: (12/Case)(60 cs/skid)

SPECIFICATIONS - (Exceeds ASTM D3498 and ASTM C557)

This is one of the best adhesives on the market and is specially formulated for bonding concrete, natural stones, block, bricks and pavers. It is intended to provide a permanent bond to approved materials and can be used on dry or humid surfaces. Drying times vary depending on factors such as humidity, porosity, temperature and materials bonded together. Low VOC / Works at above freezing temperatures (32°C) / Dry or damp surfaces / High strength and durability.

## SANDS



### POLYBIND HP SAND

Designed for paver joints up to a maximum of 1 inch.

Polybind HP Sand is a unique mixture of polymer binders and calibrated sand available in Nevada Tan, Oxford Grey & Ivory White. The installation of Polybind Sand is almost identical to using regular paver joint sand, except for the application of water. Once it sets, it becomes very firm and locks between the paver joints. This firm bond maintains pavers securely in place, being equally effective on both horizontal and sloped surfaces.

Packaging:

- 50 lb bag
- 56 bags per skid
- 65-85 sq.ft. coverage per bag for narrow joints, larger joints will require more sand



### POLYBIND COMPLETE SAND

Designed specifically for drainage and non-drainage base.

Polybind Complete Sand is specifically designed for drainage and non-drainage base systems. It can be used with concrete pavers, wetcast and natural stones. It is recommended for a variety of uses, including pool sides, patios foot paths, driveways, parking spaces, pavement, etc. This complete multi-purpose sand is available in three colors: Nevada Tan, Oxford Grey and Ivory White. It sets above the freezing temperature 32°F and can be used for joints up to a maximum of 1.5 in.

Packaging:

- 50 lb bag
- 56 bags per skid
- 65-85 sq.ft. coverage per bag for narrow joints, larger joints will require more sand



### POLYBIND DUST

Designed for natural stone joints 1/2" to 4".

Polybind Dust is a unique mixture of polymer binders and calibrated crushed stone available in two colors - Tan & Grey. Once Polybind Dust sets, it becomes very firm and locks between the stone joints. This firm bond maintains the stones securely in place, being equally effective on both horizontal and sloped surfaces.

Packaging:

- 50 lb bag
- 56 bags per skid
- 20-30 sq.ft. coverage per bag for joints 1"-2" wide and stones approximately 2" thick

## SANDS (CONTINUED)



### EASY PRO™

#### Ultimate Paving Stone Joint Compound

Designed for installation in light rain or sun with a surface temperature above 32°F, this pre-mixed epoxy resin product is ideal for residential driveways, patios, pool decks and walkways.

Features: Vacuum packed, pre-mixed and ready to use, eco-friendly (60% renewable products), no haze formulation, for joint widths starting from 1/8" wide 1 1/4" deep.

Colors: Tan, Black

50 lb container - premixed

Coverage: Approximately 50 sq. ft. /container Coverage will vary depending on the type/size of stone used.

STORAGE: Open product good for 30 day when covered with water.

**Note:** This product is not suitable for use with Il Campo®, Series 3000®, and Unigranite®.

|                   |       | SAND RECOMMENDATIONS BY PRODUCT                                 |  |  |   |
|-------------------|-------|---|--|--|---|
| PAVERS \ FEATURES | Sands | Polybind HP   | Polybind Complete Sand   | Polysweep Polymeric Sand   | Unicare® Easy Pro®  |
|                   |       | For joints up to 1/8" May be sealed. Tan color Non-binding sand | For joints up to 1" May be sealed. Available in Tan or Grey Binding sand | For joints up to 4" May be sealed. Available in Tan or Grey Binding sand | For joints up to 1" May be sealed. Available in Tan or Black Binding sand |
| Avante Ashlar™    |       | N/R   | ✓  | ✓  | ✓   |
| Copthorne®        |       | ✓   | ✓ +  | ✓ *  | ✓   |
| Courtstone®       |       | ✓   | ✓ +  | ✓  | ✓   |
| Il Campo®         |       | N/R   | N/R  | N/R  | N/R   |
| Richcliff®        |       | ✓   | ✓  | ✓ *  | ✓   |
| Rivenstone™       |       | N/R   | ✓  | ✓  | ✓   |
| Series 3000®      |       | N/R   | N/R  | N/R  | N/R   |
| Town Hall™        |       | ✓   | ✓ +  | ✓  | ✓   |
| Umbriano®         |       | ✓   | ✓ +  | N/R  | N/R   |
| Unigranite®       |       | N/R   | N/R  | N/R  | N/R   |
| Tumbled Pavers    |       | ✓   | ✓  | ✓  | N/R   |
| Standard Pavers   |       | ✓   | ✓  | ✓  | ✓   |

N/R - Not Recommended    ✓ - Recommended    ✓ + - Recommended with Extra Care (contact your Territory Manager for more information)

✓ \* - These pavers have a very narrow or slightly angled edge (chamfer) limiting sand penetration in the joint and causing possible weak bonding areas. The life cycle performance could be affected.

## IMPORTANT NOTICE

1. **DO NOT USE** Polymeric Jointing Sand on the following products:

Series 3000®    Il Campo®    Unigranite®

*If joint stabilization is required, use ordinary jointing sand and apply a stabilizing sealer. Contact your local Unilock office for recommended sealants and application specifics.*

2. **EXTRA CARE** must be exercised when using Polymeric Sand on the following products:

Courtstone®    Copthorne®    Richcliff®    Town Hall®    Umbriano®

Polymeric Jointing Sand can be used on these products but the fine polymers and binders in Polymeric Jointing Sand have a natural tendency to adhere to the surface and therefore extra diligence must be taken to pre-clean the surface prior to "wetting the sand in" and squeegee off the surface post application. Failure to do so will result in a "whitish haze" on the surface that is difficult to remove.

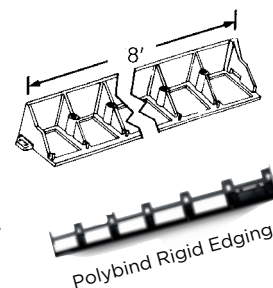
3. **IMPORTANT COMPACTION NOTICE:** Always pre-compact the pavers WITHOUT SAND IN THE JOINTS. This will facilitate proper leveling. Polymeric sand can then be swept into the joints. *Always use a compactor with a protective membrane attached to the bottom of the plate.*

Polymeric Jointing Sand, cleaners and sealers, must always be applied by a trained and experienced professional. Contact your local Unilock office for training and the most up-to-date best practices.

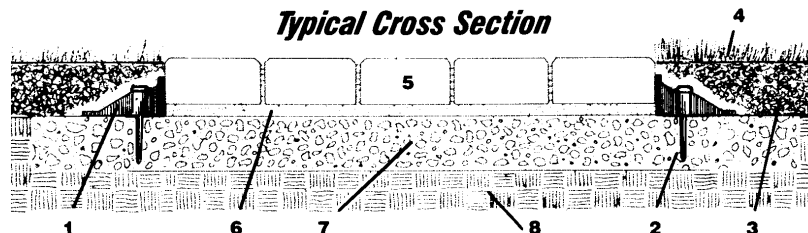
NOTICE: Unilock does not accept any responsibility for damage to the surface caused by the improper application and use of polymeric sand, sealers or cleaners. Unilock will not accept responsibility for alternate suppliers of polymeric sand, jointing sand, cleaners and sealers.

## SNAPEDGE - ONE-PIECE EDGING THAT DOES IT ALL!

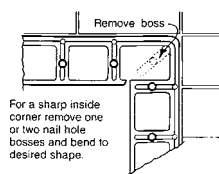
- Only one part required for straight runs or curved installations.
- Built-in connector fastens one piece to the next - convenient 96" size, makes them easy to transport.
- Unique 'Snip and Flex' feature speeds installations of curves and corners without pre-planning.
- The open design allows a root system to grow through SnapEdge, further reinforcing the installation.
- Engineered to provide a strong, easy-to-install edge restraint for concrete/clay pavers.
- Nail hole bosses are full-length cylinders. Hammer blows will not fracture or force nail heads through edging.
- Also available in low profile for use with Rivenstone™, Yorkstone™ and natural stone materials.



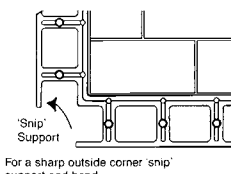
1. SnapEdge
2. 10" Spiral Spike
3. Soil
4. Turf
5. Sand Jointed Paver
6. Sand Jetting Course
7. Aggregate Base
8. Compacted Subgrade



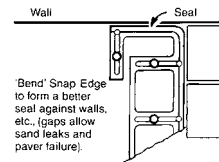
## TIPS FOR QUICK AND EASY INSTALLATION WITHOUT PRE-PLANNING



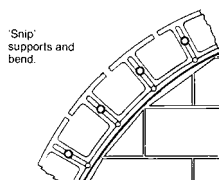
Sharp Inside Corner



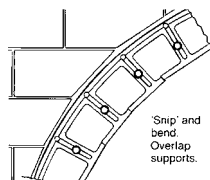
Sharp Outside Corner



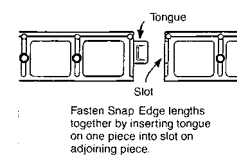
Proper Wall Installation



Gentle Outside Curves



Gentle Inside Curves



Pieces Snap Together

# LIGHTING SYSTEMS



NighTec® paver during daytime.



NighTec® paver during night time.

## NIGHTEC®

Night-lighting concrete blocks easily illuminate dark, hazardous areas or add an attractive accent to any landscape. The effect of noctilucent lighting is that of "phosphorescence". With phosphorescence, the luminescent materials charge themselves in UV- or black light and then illuminate in the dark. This effect is often called "glow in the dark". NighTec luminescent materials do not contain any phosphorous.

- Uses no electricity
- No special tools for installation required
- Charged by natural light
- Lighting period of up to 10 hours
- Night-lighting crystals inseparably fused to stone
- Non-poisonous
- Non-radioactive
- Safe for use with polymeric sand, sealers and cleaners.

Color: Aqua

Size: 10cm x 10cm x 8cm

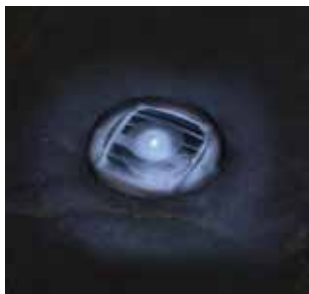
## SOLARCAP LIGHTS BY SKYFUEL

Colors: white and blue

Size: 2" (5cm) Diameter x 1.25" (3cm) High



Skyfuel unit



Skyfuel unit (solar charged)  
placed into a paving stone.

SolarCap lights can be installed anywhere. Installation itself is very easy. Different from 12V low voltage and 110V or 120V lighting which requires wiring, conduit, breakers, switches, timers and a monthly electricity charge. SolarCap lights can be placed anywhere you want without the range and economic constraints of wire. When it is installed in a sidewalk, patio, fountain, stairway, boardwalk, pool deck, building exterior, driveway, or garden path, it not only beautifies the landscape but also safely acts as a guide for pedestrian or vehicular traffic.

- Semi-permanent life
- 100,000 charge/discharge cycles
- No degradation of energy storage on performance
- Easy installation anywhere
- Horizontal or vertical placement
- Withstands vehicle loads as large as semi trucks and trailers
- 40C to +75C (-40F to +158F) operating temperature range
- Automatic on/off
- No electric leakage
- Water-proof structure
- Non-contaminating materials
- Charging time 5 hours (sunny) to 8-15 hours (cloudy or rainy)

## BEDDING MATERIALS CHART (APPROXIMATE IMPERIAL TONS)

| Bedding Course |     |      |       |      |      |      |      |      |       |      |      |      |
|----------------|-----|------|-------|------|------|------|------|------|-------|------|------|------|
| Square Feet    | 1"  | 2"   | 3"    | 4"   | 5"   | 6"   | 7"   | 8"   | 9"    | 10"  | 11"  | 12"  |
| 50             | 0.3 | 0.5  | 0.8   | 1.0  | 1.3  | 1.5  | 1.8  | 2.0  | 2.3   | 2.5  | 2.8  | 3.0  |
| 100            | 0.5 | 1.0  | 1.5   | 2.0  | 2.5  | 3.0  | 3.5  | 4.0  | 4.5   | 5.0  | 5.5  | 6.0  |
| 150            | 0.8 | 1.5  | 2.3   | 3.0  | 3.8  | 4.5  | 5.3  | 6.0  | 6.8   | 7.5  | 8.3  | 9.0  |
| 200            | 1.0 | 2.0  | 3.0   | 4.0  | 5.0  | 6.0  | 7.0  | 8.0  | 9.0   | 10.0 | 11.0 | 12.0 |
| 250            | 1.3 | 2.5  | 3.8   | 5.0  | 6.3  | 7.5  | 8.8  | 10.0 | 11.36 | 12.5 | 13.8 | 15.0 |
| 300            | 1.5 | 3.0  | 4.5   | 6.0  | 7.5  | 9.0  | 10.5 | 12.0 | 13.5  | 15.0 | 16.5 | 18.0 |
| 350            | 1.8 | 3.5  | 5.3   | 7.0  | 8.8  | 10.5 | 12.3 | 14.0 | 15.8  | 17.5 | 19.3 | 21.0 |
| 400            | 2.0 | 4.0  | 6.0   | 8.0  | 10.0 | 12.0 | 14.0 | 16.0 | 18.0  | 20.2 | 22.0 | 24.0 |
| 450            | 2.3 | 4.5  | 6.8   | 9.8  | 11.3 | 13.5 | 15.8 | 18.0 | 20.3  | 22.5 | 24.8 | 27.0 |
| 500            | 2.5 | 5.0  | 7.5   | 10.0 | 12.5 | 15.0 | 17.5 | 20.0 | 22.5  | 25.0 | 27.5 | 30.0 |
| 550            | 2.8 | 5.5  | 8.3   | 11.0 | 13.8 | 16.5 | 19.3 | 22.0 | 24.8  | 27.5 | 30.3 | 33.0 |
| 600            | 3.0 | 6.0  | 9.0   | 12.0 | 15.0 | 18.0 | 21.0 | 24.0 | 27.0  | 30.0 | 33.0 | 36.0 |
| 650            | 3.3 | 6.5  | 9.8   | 13.0 | 16.3 | 19.5 | 22.8 | 26.0 | 29.3  | 32.5 | 35.8 | 39.0 |
| 700            | 3.5 | 7.0  | 10.5  | 14.0 | 17.5 | 21.0 | 24.5 | 28.0 | 31.5  | 35.0 | 38.5 | 42.0 |
| 750            | 3.8 | 7.5  | 11.36 | 15.0 | 18.8 | 22.5 | 26.3 | 30.0 | 33.8  | 37.5 | 41.3 | 45.0 |
| 800            | 4.0 | 8.0  | 12.0  | 16.0 | 20.0 | 24.0 | 28.0 | 32.0 | 36.0  | 40.0 | 44.0 | 48.0 |
| 850            | 4.3 | 8.5  | 12.8  | 17.0 | 21.3 | 25.5 | 29.8 | 34.0 | 38.3  | 42.5 | 46.8 | 51.0 |
| 900            | 4.5 | 9.0  | 13.5  | 18.0 | 22.5 | 27.0 | 31.5 | 36.0 | 40.5  | 45.0 | 49.5 | 54.0 |
| 950            | 4.8 | 9.5  | 14.3  | 19.0 | 23.8 | 28.5 | 33.3 | 38.0 | 42.8  | 47.5 | 52.3 | 57.0 |
| 1000           | 5.0 | 10.0 | 15.0  | 20.0 | 25.0 | 30.0 | 35.0 | 40.0 | 45.0  | 50.0 | 55.0 | 60.0 |

Actual volume may vary due to type of materials, moisture content, and compaction. Calculation charts and formulas are provided as a service by Unilock for estimating material requirements. Unilock will not be held responsible in any way for resulting product overage or shortage.

## BASE DEPTH CHARTS (CUBIC YARDS)

| Bedding Course |     |     |     |      |      |      |      |      |      |      |      |      |
|----------------|-----|-----|-----|------|------|------|------|------|------|------|------|------|
| Square Feet    | 1"  | 2"  | 3"  | 4"   | 5"   | 6"   | 7"   | 8"   | 9"   | 10"  | 11"  | 12"  |
| 50             | 0.2 | 0.3 | 0.5 | 0.6  | 0.8  | 0.9  | 1.1  | 1.2  | 1.4  | 1.5  | 1.7  | 1.9  |
| 100            | 0.3 | 0.6 | 0.9 | 1.2  | 1.5  | 1.9  | 2.2  | 2.5  | 2.8  | 3.1  | 3.4  | 3.7  |
| 150            | 0.5 | 0.9 | 1.4 | 1.9  | 2.3  | 2.8  | 3.2  | 3.7  | 4.2  | 4.6  | 5.1  | 5.6  |
| 200            | 0.6 | 1.2 | 1.9 | 2.5  | 3.1  | 3.7  | 4.3  | 4.9  | 5.6  | 6.2  | 6.8  | 7.4  |
| 250            | 0.8 | 1.5 | 2.3 | 3.1  | 3.9  | 4.6  | 5.4  | 6.2  | 6.9  | 7.7  | 8.5  | 9.3  |
| 300            | 0.9 | 1.9 | 2.8 | 3.7  | 4.6  | 5.6  | 6.5  | 7.4  | 8.3  | 9.3  | 10.2 | 11.1 |
| 350            | 1.1 | 2.2 | 3.2 | 4.3  | 5.4  | 6.5  | 7.6  | 8.6  | 9.7  | 10.8 | 11.9 | 13.0 |
| 400            | 1.2 | 2.5 | 3.7 | 4.9  | 6.2  | 7.4  | 8.6  | 9.9  | 11.1 | 12.3 | 13.6 | 14.8 |
| 450            | 1.4 | 2.8 | 4.2 | 5.6  | 6.9  | 8.3  | 9.7  | 11.1 | 12.5 | 13.9 | 15.3 | 16.7 |
| 500            | 1.5 | 3.1 | 4.6 | 6.2  | 7.7  | 9.3  | 10.8 | 12.3 | 13.9 | 15.4 | 17.0 | 18.5 |
| 550            | 1.7 | 3.4 | 5.1 | 6.8  | 8.5  | 10.2 | 11.9 | 13.6 | 15.3 | 17.0 | 18.7 | 20.4 |
| 600            | 1.9 | 3.7 | 5.6 | 7.4  | 9.3  | 11.1 | 13.0 | 14.8 | 16.7 | 18.5 | 20.4 | 22.2 |
| 650            | 2.0 | 4.0 | 6.0 | 8.0  | 10.0 | 12.0 | 14.0 | 16.0 | 18.1 | 20.1 | 22.1 | 24.1 |
| 700            | 2.2 | 4.3 | 6.5 | 8.6  | 10.8 | 13.0 | 15.1 | 17.3 | 19.4 | 21.6 | 23.8 | 25.9 |
| 750            | 2.3 | 4.6 | 6.9 | 9.3  | 11.6 | 13.9 | 16.2 | 18.5 | 20.8 | 23.1 | 25.5 | 27.8 |
| 800            | 2.5 | 4.9 | 7.4 | 9.9  | 12.3 | 14.8 | 17.3 | 19.8 | 22.2 | 24.7 | 27.2 | 29.6 |
| 850            | 2.6 | 5.2 | 7.9 | 10.5 | 13.1 | 15.7 | 18.4 | 21.0 | 23.6 | 26.2 | 28.9 | 31.5 |
| 900            | 2.8 | 5.6 | 8.3 | 11.1 | 13.9 | 16.7 | 19.4 | 22.2 | 25.0 | 27.8 | 30.6 | 33.3 |
| 950            | 2.9 | 5.9 | 8.8 | 11.7 | 14.7 | 17.6 | 20.5 | 23.5 | 26.4 | 29.3 | 32.3 | 35.2 |
| 1000           | 3.1 | 6.2 | 9.3 | 12.3 | 15.4 | 18.5 | 21.6 | 24.7 | 27.8 | 30.9 | 34.0 | 37.0 |

Actual volume may vary due to type of materials, moisture content, and compaction. Calculation charts and formulas are provided as a service by Unilock for estimating material requirements. Unilock will not be held responsible in any way for resulting product overage or shortage.

# IMPORTANT NOTES

## UNILOCK PAVER PATTERNS

This Product Data Guide contains an extensive reference to patterns and designs. The purpose of these pattern swatches is to help the designer plan unique and exceptional designs. The percentages of products shown are based on the pattern and not on bundle configurations. In fact, there may be situations in which a pattern has been created with one particular size of stone, but that stone only comes packaged with two other sizes. This means that the designer will have to plan how the other components are used in the overall plan. This is usually accomplished by adding a border or an accent. As a result, overages or shortages may occur in certain patterns. The designer and/or installer of Unilock products accepts all responsibility for design and all associated costs incurred as a result of applying any of Unilock's suggested design patterns in a project. Please plan your project and review your order carefully prior to ordering.

## TRANSFERABLE LIFETIME GUARANTEE

Unilock provides a transferable lifetime guarantee on the structural integrity of its paving stone to the original purchaser of the product for residential use. If material installed, using our installation guidelines, proves to be defective, it will be replaced without cost. Color matching cannot be guaranteed, and replacement labor is not included. Proof of purchase is required. Excessive defective material (over the industry accepted normal of 2% for non-tumbled unit pavers) delivered to the purchaser will be replaced free of charge if a written claim is made within 5 days of delivery from the manufacturer. Such claims will not constitute reason for delaying payment. All goods shall be deemed accepted if completely installed. Inspect concrete products prior to opening bundle packaging to ensure that shape and color are as ordered. Unsatisfactory material must be available for inspection by Unilock to entitle the purchaser to any adjustment or credit. Inspect all concrete units during installation and set aside any which are chipped or cracked to use for any cut pieces required. The color of concrete products may vary significantly between production lots. Always install concrete units from several bundles simultaneously to ensure proper distribution of color. Prior to final compaction, inspect installed pavers for good color distribution. Relocate certain pavers, if necessary, to achieve desired color blend.

## PRODUCT HANDLING WARNING

**Bundle Straps Under Tension - Use extreme caution when removing or handling straps.** Always wear gloves, goggles, safety footwear, and protective clothing when removing or handling straps. Failure to do so may result in serious bodily injury or loss of sight. Cut all concrete products only in well ventilated areas. Inhalation of dust is a serious health risk. A "NIOSH" (US) or a "CSA" (CDN) approved respirator, safety goggles, hearing protectors, and gloves must be worn at all times. Always "wet-cut" or "wet grind" concrete products to minimize dust.

Do not stack bundled concrete products higher than 2 bundles high. Contents of the bundle may be unstable and subject to topple when stacked. Always use extreme caution and appropriate equipment when transporting or storing bundled concrete products. Failure to do so may result in serious bodily injury or death. Always obey gross vehicle weight (GVW) loading limitations and regulations.

Hazard Rating: Fire 0, Health 1, Reactivity 0. See MSDS Concrete Masonry (Pavers). Contact Unilock for complete sheet or view safety information at [www.unilock.com](http://www.unilock.com)

*Unilock assumes no liability or responsibility for loss or damage, resulting from the improper use or handling of our products, or from failure to follow instructions, warnings, and/or advisories on the product label, and on the MSDS sheet.*

Umbriano® is a trademark of Metten Stein + Design GmbH & Co KG used under license by Unilock.


Unilock Ltd. and Hengestone Holdings, Inc. are the owners or authorized users of all trademarks used in this publication unless otherwise specified.

Measurements throughout this portfolio are nominal.

\*Colors shown in this catalog should be used only as a guide. Colors should always be chosen from actual samples. Contact your local Unilock representative for color availability in your area.

Not all products shown are available at all Unilock locations. Log on to [www.unilock.com](http://www.unilock.com) for availability.

## FINISHES



BRUSHED



COBBLESTONE



WEATHERED




DIMPLED AND WEATHERED




FLAGSTONE




SMOOTH



WASHED



SMOOTH - ZERO BEVEL



SPLIT



TIMEWORN



SPLIT AND WEATHERED



STANDARD

## COLOR BLEND DESCRIPTIONS

| COLOR NAME     | DESCRIPTION                               | COLOR NAME        | DESCRIPTION                                      |
|----------------|---|-------------------|--|
| Almond Grove   | Tan, Buff and Charcoal                    | Midnight Charcoal | Dark Charcoal                                    |
| Alpine Fusion  | Charcoal, Tan and Natural                 | Midnight Sky      | Charcoal and Black Flake                         |
| Autumn Sunset  | Brown Flake                               | Muskoka Granite   | Dark Charcoal, Charcoal, and Dark Red            |
| Black Granite  | Black Granite and Charcoal                | Mountain Mist     | Midtone Grey                                     |
| Burnt Oak      | Charcoal and Mid Brown                    | Nevada            | Chamois and Natural                              |
| Castano        | Dark Brown and Burnt Brown Blend          | Nuvola            | Dark Charcoal and Light Grey                     |
| Cliffside Grey | Charcoal, Buff and Natural                | Opal              | Light Grey and White                             |
| Coastal Slate  | Grey and Tan                              | Pebble Taupe      | Tan and Brown                                    |
| Coffee Creek   | Sandstone, Brown and Charcoal             | Rustic Red        | Red and Charcoal                                 |
| Conestoga      | Brown and Chamois                         | Sandstone         | Buff and Tan                                     |
| Cremo          | Cream and Buff                            | Sandy Beach       | Charcoal, Buff and Tan                           |
| Crystal Rose   | Light Grey, Rose Quartz and Black Granite | Santa Fe          | Buff, Natural and Charcoal                       |
| Dawn Mist      | Grey and Tan                              | Savannah          | Buff and Tan                                     |
| Desert Sand    | Salmon, Buff and Charcoal                 | Sierra            | Charcoal, Russet and Buff                        |
| Executive      | Buff and Charcoal                         | Sierra Fusion     | Charcoal, Russet and Buff                        |
| Granite        | Charcoal and Natural                      | Steel Grey        | Dark Charcoal and Grey                           |
| Granite Fusion | Charcoal and Natural                      | Smoke Shale       | Charcoal and dark charcoal                       |
| Heritage Brown | Dark Brown and Salmon                     | Summer Wheat      | Cream White with Pale Yellow and Beige Particles |
| Ice Grey       | Grey and White                            | Sycamore          | Brown, Buff and Charcoal                         |
| Irish Coast    | Natural, Tan and Russet                   | Sycamore Fusion   | Brown, Buff and Charcoal                         |
| Java           | Buff, Light Brown and Dark Brown          | Terra Cotta       | Salmon and Charcoal                              |
| Limestone      | Light Grey, Charcoal and Natural          | Winter Marvel     | White and Black Flake                            |
| Mahogany Ash   | Mid Brown and Light Charcoal              | Valley Grey       | Charcoal, Mid Brown, and Buff                    |

# PRODUCT DIRECTORY

## PAVERS

| Product                         | Page  | Finish | Pedestrian | Residential<br>Vehicular | Commercial<br>Vehicular | Environmental | For Borders<br>& Accents |
|---------------------------------|-------|--------|------------|--------------------------|-------------------------|---------------|--------------------------|
| Artline™                        | 2     | S      | ✓          | ✓                        |                         |               | ✓                        |
| Avante Ashlar™                  | 3     | F      | ✓          | ✓                        |                         |               |                          |
| Beacon Hill Flagstone™          | 4     | F      | ✓          |                          |                         |               | ✓                        |
| Beacon Hill Smooth              | 4     | F      | ✓          |                          |                         |               | ✓                        |
| Brussels Block <sup>+</sup>     | 6     | W      | ✓          | ✓                        | ✓                       |               | ✓                        |
| Brussels Fullnose™              | 7     | W      | ✓          |                          |                         |               |                          |
| Camelot™                        | 8     | S      | ✓          | ✓                        | ✓                       |               | ✓                        |
| Cophorne <sup>+</sup>           | 8     | T      | ✓          | ✓                        |                         |               | ✓                        |
| Courtstone <sup>+</sup>         | 9     | C      | ✓          | ✓                        |                         |               | ✓                        |
| Double Holland™                 | 11    | S      | ✓          | ✓                        | ✓                       |               | ✓                        |
| Dura-Mat™                       | 9     | S      |            | ✓                        | ✓                       | ✓             |                          |
| Eco-Optiloc™                    | 10    | S      | ✓          | ✓                        | ✓                       | ✓             |                          |
| Eco-Priora™ (Standard/Il Campo) | 10/11 | S      | ✓          | ✓                        | ✓                       | ✓             |                          |
| Hollandstone™                   | 11    | S      | ✓          | ✓                        | ✓                       |               | ✓                        |
| Il Campo <sup>+</sup>           | 12    | B      | ✓          | ✓                        | ✓                       |               | ✓                        |
| Northshore™                     | 14    | F      | ✓          | ✓                        |                         |               | ✓                        |
| Optiloc <sup>+</sup>            | 14    | S      | ✓          | ✓                        | ✓                       |               |                          |
| Promenade™ Plank Paver          | 16    | S/B/WS | ✓          | ✓                        |                         |               | ✓                        |
| Richcliff <sup>+</sup>          | 16    | F      | ✓          | ✓                        |                         |               | ✓                        |
| Richcliff XL                    | 17    | F      | ✓          | ✓                        |                         |               | ✓                        |
| Rivenstone™                     | 17    | F      | ✓          |                          |                         |               |                          |
| Senzo™                          | 19    | S      | ✓          | ✓                        | ✓                       |               | ✓                        |
| Series 3000 <sup>+</sup>        | 18    | WS     | ✓          | ✓                        | ✓                       |               | ✓                        |
| Stonehenge <sup>+</sup>         | 19    | DW     | ✓          | ✓                        | ✓                       |               | ✓                        |
| Thornbury™                      | 20    | F      | ✓          | ✓                        | ✓                       | ✓             |                          |
| Town Hall™                      | 21    | T      | ✓          | ✓                        | ✓                       | ✓             | ✓                        |
| Turfstone™                      | 20    | S      |            | ✓                        | ✓                       | ✓             |                          |
| Umbriano <sup>+</sup>           | 22    | SZ     | ✓          | ✓                        | ✓                       |               | ✓                        |
| Unigranite <sup>+</sup>         | 21    | SP     | ✓          | ✓                        | ✓                       |               | ✓                        |
| Windermere™                     | 23    | F      | ✓          | ✓                        |                         |               | ✓                        |
| Yorkstone™                      | 23    | F      | ✓          |                          |                         |               |                          |

## RETAINING WALLS

| Product                                    | Page  | Finish | Gardens | Retaining Walls | Steps | Seatwalls | Pillars |
|--|-------|--------|---------|-----------------|-------|-----------|---------|
| Brussels Dimensional Stone <sup>+</sup>    | 24    | W      | ✓       |                 | ✓     | ✓         | ✓       |
| DuraHold <sup>+</sup>                      | 25    | S      |         | ✓               |       |           |         |
| DuraHold2 <sup>+</sup>                     | 26    | S      |         | ✓               |       |           |         |
| Estate Wall <sup>+</sup>                   | 27    | SP/W   | ✓       | ✓               | ✓     | ✓         | ✓       |
| Lineo Dimensional Stone™                   | 29    | SZ     | ✓       |                 | ✓     | ✓         | ✓       |
| Pisa2 <sup>+</sup> & Pisa2 <sup>+</sup> XL | 30    | SP     | ✓       | ✓               | ✓     |           | ✓       |
| Rivercrest <sup>+</sup> Wall & Pillar Unit | 31/32 | F      | ✓       |                 | ✓     | ✓         | ✓       |
| RomanPisa <sup>+</sup>                     | 33    | SP/W   | ✓       | ✓               | ✓     |           | ✓       |
| RomanStack <sup>+</sup>                    | 34    | SP/W   | ✓       |                 |       |           |         |
| SienaStone <sup>+</sup>                    | 35    | SP     |         | ✓               | ✓     |           |         |
| SonomaStone <sup>+</sup>                   | 34    | S      |         | ✓               | ✓     |           |         |
| StackStone <sup>+</sup>                    | 36    | SP     | ✓       |                 |       |           |         |

FINISHES: B=Brushed; C=Cobblestone; D=Dimpled; DW=Dimpled and Weathered; F=Flagstone; S=Standard; SM=Smooth; SZ=Smooth Zero Bevel; SP=Split; SP/W=Split and Weathered; T=Timeworn; W=Weathered; WS=Washed  
This application chart should only be used as a guide. Site conditions, base materials, pattern, and frequency of use may vary the performance of various types and styles of products.

## DEICING CHEMICALS

### ***What deicing chemicals does Unilock suggest using?***

- **Preferred:** Sodium Chloride (NaCl) for temperatures down to +20°F (-7°C). Sodium Chloride is commonly known as rock salt.
- **Only when necessary:** Calcium Chloride (CaCl<sub>2</sub>) can be used for temperature ranges from below +20°F (-7°C) to -2°F (-19°C).

### ***Are there any recommendations for using deicing products?***

- Follow the directions listed on the deicing product bag. In addition, practice these simple recommendations:
  - » Use sparingly. Only apply the minimum amount necessary to melt the snow and ice. Over applying the product can still result in damage to concrete.
  - » Sweep and remove any excess deicing chemical after the ice and snow melts.
  - » After the winter season, thoroughly wash the paver surface to remove any excess deicing chemical remaining.

### ***Can other types of deicing products be used?***

- We do not recommend using any other types of deicing chemicals. This includes:
  - » Magnesium Chloride (MgCl<sub>2</sub>)
  - » Calcium Magnesium Acetate (CMA)
  - » Potassium Chloride (KCl)
  - » Potassium Acetate (KA)
  - » Fertilizers containing Ammonium Nitrate and Ammonium Sulfate

### ***The deicing product isn't Sodium Chloride or Calcium Chloride, but the product label says it's safe for concrete. Can this product be used on concrete pavers?***

- We recommend against using any products other than Sodium Chloride and Calcium Chloride. Our research has found some of the products listed as safe for concrete were incorrect or false and still caused damage to concrete and concrete pavers.

### ***Will Sodium Chloride and Calcium Chloride damage plant material?***

- Yes, if not used sparingly. Using less of these products will reduce damage to plants.

### ***Other types of deicing chemicals have been used on ready mix concrete sidewalks without damaging the surface. Is this because concrete pavers are not as strong?***

- Damage may not have occurred because the deicing chemical was applied sparingly or perhaps the damage is not yet visible. All concrete materials are susceptible to damage from deicing chemicals no matter how the concrete product is produced. Generally speaking, concrete pavers are two to three times stronger than pour-in-place ready mix type concrete in terms of pounds per square inch strength and have lower absorption rates.

## SNOW REMOVAL/PLOWING

When you use a snow plow on certain products you may damage the pavers. We suggest any plow use a poly blade for extra protection.





UNILOCK.COM | 1-800-UNILOCK

---

BOSTON  
(508) 278-4536

CLEVELAND  
(330) 927-4000

NEW YORK  
(845) 278-6700

**BUFFALO**  
(716) 822-6074

DETROIT  
(248) 437-7037

TORONTO  
(416) 646-9000

CHICAGO  
(630) 892-9191

MILWAUKEE  
(262) 742-3890