



2016 PRODUCT DATA



UNILOCK[®]
DESIGNED TO CONNECT.™

THE Unilock® DIFFERENCE

WHEN HELD, TOUCHED AND VIEWED SIDE BY SIDE, UNILOCK PRODUCTS LOOK AND FEEL DIFFERENT, AND SET THE STANDARD FOR QUALITY.



For over 40 years we've been committed to investing in the future of landscape design. Today, we continue to lead the industry with the best selection of quality products and support. We've made this commitment because at Unilock, we believe that the outside of your home should be as beautiful, functional and welcoming as the inside of your home. So, it's no surprise more families are choosing to work with architects, designers and craftsmen who recommend our products.

If you're planning to landscape your home, we're confident that you'll be inspired by all that Unilock has to offer.

ENDURING COLOR

Concentrated color and special wear-resistant materials

UNITED WITH

STRENGTH

Coarser foundation that gives the stone its strength



ENDURACOLOR™

EnduraColor products deliver durability through a perfect union: **long-lasting color united with permanent strength.**

The top portion of each stone is engineered with concentrated color and special wear-resistant materials. This is permanently united with the stone's base - a sturdier, coarser foundation designed for remarkable strength.

ENDURACOLOR™ PLUS ARCHITECTURAL FINISHES

EnduraColor™ Plus Architectural Finishes promise long-lasting beauty through a proprietary blend of exclusive and superior ingredients.

WHAT IS THE 'PLUS' IN ENDURACOLOR PLUS?

A complex blend of granite and quartz, some of nature's highest performing minerals, are combined to create ultra-realistic surface textures and unique style options that are exceptionally durable.

A NEW STANDARD FOR EVERLASTING BEAUTY.

This symbol indicates that the product facilitates the flow of water from the surface into the joints and into the ground below. Unilock's exclusive line of permeable pavement products are recognized and awarded with internationally accepted Leadership in Energy and Environmental Design (LEED) credits required by the Green Building Rating System™ to certify green building construction.



LOOK FOR THESE ADDITIONAL TECHNOLOGIES IN ENDURACOLOR PLUS ARCHITECTURAL FINISHES:

Reala™ Surface Technology

Ultra-realistic textures cast from natural stone, brick and historic cobblestones.

ColorFusion™ Technology

A proprietary technology that disperses color randomly for a natural, granite-like appearance.

EasyClean™ Stain Resistance

An integral surface protection that allows for easier cleanup of spills when they happen, and before a stain can develop.

Ultima™ Concrete Technology

For heavy traffic loads, this proprietary manufacturing process creates pavers and walls with up to four times the strength of poured concrete.

TABLE OF CONTENTS

PAGE UNIT PAVERS

2	Anchorlock®
2	Antara®
3	Artline™
4	Beacon Hill Flagstone™ & Smooth NEW
5	Bristol Valley™
5	Brussels Fullnose™ and Fullnose Edger™
6	Brussels Block®
7	Camelot™
7	Cassova™
8	City Park Paver™
8	Copthorne®
9	Courtstone®
9	Dura Mat™
10	Eco-line™
10	Eco-Optiloc™
11	Eco-Priora™
12	Eco-Promenade™
12	Hollandstone™
13	Il Campo®
13	Northshore™
14	Natural Stone
16	Optiloc®
17	Porcelain
18	Promenade™ Paver
19	Richcliff®
19	Richcliff® XL NEW
20	Senzo™ NEW
21	Series 3000®
22	Thornbury™ Permeable & Non-Permeable
23	Town Hall™
23	Transition™
24	Treo™ Classic NEW
24	Tribeca Cobble
25	Turfstone™
26	Umbriano®
25	Uni Eco-Stone™
27	Westport™ NEW

BEACON HILL SMOOTH™



RICHCLIFF® XL



BELMURO™ WALL



PAGE RETAINING WALLS

28	Belmuro™ Wall NEW
29	Brussels Dimensional System™
30	Concord Wall™
31	DuraHold®
32	DuraHold2®
33	Estate Wall®
35	Ledgestone™ Steps & Coping
36	Lineo™ Dimensional Stone
37	Rivercrest® Wall
38	Roman Wall®
39	SienaStone®

PAGE PRODUCT & INSTALLATION INFORMATION

40	Unilock Elements
41	Unilock Firepits
43	Unicare® Product Line & Accessories
46	Edge Restraints
47	Lighting Systems
48	Tools & Accessories
49	Important Notes
50	Laying Patterns
53	Finishes
54	Product Directory

ANCHORLOCK®



NATURAL
SPECIAL ORDER



STANDARD
8⁷/₈" x 8⁷/₈" x 3¹/₈"
22.5cm x 22.5cm x 8cm
SPECIAL ORDER



Stones & Bundling	Unit	SqFt Per				Per Bundle		Soldier LnFt Per			Sailor LnFt per			Units Per			Lbs Per		
	Thickness	Bundle	Layer	Section	Stone	Layers	Sections	SqFt	Section	Bundle	SqFt	Section	Bundle	SqFt	Section	Bundle	Layer	Section	Bundle
Uxbridge Manufacturing																			
Random Bundle:		78.80	11.26			7	-	-	-	-	-	-	-	-	-	-	412	-	2,883
1/3 Stone	3 ¹ / ₈ " (8cm)	-	-	-	0.134	-	-	-	-	-	-	-	-	7.46	-	14	-	-	-
Std Stone	3 ¹ / ₈ " (8cm)	-	-	-	0.418	-	-	-	-	-	-	-	-	2.39	-	182	-	-	-

Notes: **Special Order from standard colors - Lead time required. Minimum quantities apply.** This product is optimized for mechanical installation.

***Sold in full bundles only.** 1/3 stones incorporated within the standard bundle. All measurements are nominal.

Internal Use Only. ANK BO

ANTARA®



ALMOND GROVE



GRANITE



SIERRA



LARGE RECTANGLE
6" x 9" x 2³/₈"
15cm x 22.5cm x 6cm



SQUARE
6" x 6" x 2³/₈"
15cm x 15cm x 6cm



Stones & Bundling	Unit	SqFt Per				Per Bundle		Soldier LnFt Per			Sailor LnFt per			Units Per			Lbs Per		
	Thickness	Bundle	Layer	Section	Stone	Layers	Sections	SqFt	Section	Bundle	SqFt	Section	Bundle	SqFt	Section	Bundle	Layer	Section	Bundle
Uxbridge Manufacturing																			
Rectangle	2 ³ / ₈ " (6cm)	104.06		20.81	0.385	-	5	0.783	26.6	132.9	-	-	-	2.60	54	270		585	2,927
Square	2 ³ / ₈ " (6cm)	97.75		13.96	0.259	-	7	0.525	26.6	186.0	-	-	-	3.87	54	378		391	2,737

Notes: All measurements are nominal.

Internal Use Only. ANT NE



STEEL MOUNTAIN
NEW FOR 2016
ENDURACOLOR FINISH



TUSCANY
ENDURACOLOR FINISH



FRENCH GREY
UMBRIANO FINISH



WINTER MARVEL
NEW FOR 2016
UMBRIANO FINISH



2 COLOR BLEND
NEW FOR 2016
BLENDED ON SITE



							Individual units cannot be sold separately	Random Bundle
6 3/8" x 4 7/8" x 2 3/4" (16.9cm x 12.5cm x 7cm)	10 3/8" x 4 7/8" x 2 3/4" (26.25cm x 12.5cm x 7cm)	13 3/8" x 4 7/8" x 2 3/4" (33.75cm x 12.5cm x 7cm)	17 3/4" x 4 7/8" x 2 3/4" (45cm x 12.5cm x 7cm)	8 7/8" x 7 1/2" x 2 3/4" (22.5cm x 18.75cm x 7cm)	13 3/8" x 7 1/2" x 2 3/4" (33.75cm x 18.75cm x 7cm)	17 3/4" x 7 1/2" x 2 3/4" (45cm x 18.75cm x 7cm)		

Stones & Bundling	Unit	SqFt Per				Per Bundle		Soldier LnFt Per			Sailor LnFt per			Units Per			Lbs Per		
	Thickness	Bundle	Layer	Section	Stone	Layers	Sections	SqFt	Section	Bundle	SqFt	Section	Bundle	SqFt	Section	Bundle	Layer	Section	Bundle
New York Manufacturing																			
Random Bundle		93.25	11.66			8	-	-	-	-	-	-	-	-	-	-	-	373	-
10 3/8" x 4 7/8"	2 3/4" (7cm)	-	-	-	0.353	-	-	-	-	-	-	-	-	2.83	-	32	32	-	-
13 3/8" x 4 7/8"	2 3/4" (7cm)	-	-	-	0.454	-	-	-	-	-	-	-	-	2.20	-	32	32	-	-
13 3/8" x 7 1/2"	2 3/4" (7cm)	-	-	-	0.681	-	-	-	-	-	-	-	-	1.47	-	16	16	-	-
17 3/4" x 4 7/8"	2 3/4" (7cm)	-	-	-	0.605	-	-	-	-	-	-	-	-	1.65	-	32	32	-	-
17 3/4" x 7 1/2"	2 3/4" (7cm)	-	-	-	0.908	-	-	-	-	-	-	-	-	1.10	-	16	16	-	-
6 3/4" x 4 7/8"	2 3/4" (7cm)	-	-	-	0.227	-	-	-	-	-	-	-	-	4.40	-	32	32	-	-
8 7/8" x 7 1/2"	2 3/4" (7cm)	-	-	-	0.454	-	-	-	-	-	-	-	-	2.20	-	32	32	-	-

Notes: **Product sold in full bundles only.** All measurements are nominal. **Important:** Textured surfaces require a buffer between the plate compactor and the paver surface to prevent scuffing. Contact Unilock for information.

Internal Use Only. ART NY

BEACON HILL FLAGSTONE™

ENDURACOLOR™



ALMOND GROVE



BAVARIAN

NEW FOR 2016



COFFEE CREEK



NEW YORK BLEND



SIERRA




STEEL MOUNTAIN

NEW FOR 2016



TUSCANY



LARGE RECTANGLE
21" x 14" x 2 3/8"
54cm x 36cm x 6cm



SQUARE
14" x 14" x 2 3/8"
36cm x 36cm x 6cm



SMALL RECTANGLE
7" x 14" x 2 3/8"
18cm x 36cm x 6cm

Random Bundle
Individual units cannot be sold separately

Stones & Bundling	Unit Thickness	SqFt Per				Per Bundle		Soldier LnFt Per			Sailor LnFt per			Units Per			Lbs Per		
		Bundle	Layer	Section	Stone	Layers	Sections	SqFt	Section	Bundle	SqFt	Section	Bundle	SqFt	Section	Bundle	Layer	Section	Bundle
New York Manufacturing																			
Random Bundle		93.62				-	-	-	-	-	-	-	-	-	-	-	-	-	2,541
Large Rectangle	2 3/8" (6cm)	-	-	-	2.093	-	-	-	-	-	-	-	-	0.48	-	18	-	-	-
Square	2 3/8" (6cm)	-	-	-	1.395	-	-	-	-	-	-	-	-	0.72	-	27	-	-	-
Small Rectangle	2 3/8" (6cm)	-	-	-	0.698	-	-	-	-	-	-	-	-	1.43	-	27	-	-	-

Notes: ***Sold in full bundles only.** All measurements are nominal. **Important:** Textured surfaces require a buffer between the plate compactor and the paver surface to prevent scuffing. Contact Unilock for information.

Internal Use Only. BHF NY

BEACON HILL SMOOTH

ENDURACOLOR™

New for 2016



DESERT VALLEY

NEW FOR 2016



SIERRA




STEEL MOUNTAIN

NEW FOR 2016



TUSCANY



LARGE RECTANGLE
21" x 14" x 2 3/8"
54cm x 36cm x 6cm



SQUARE
14" x 14" x 2 3/8"
36cm x 36cm x 6cm



SMALL RECTANGLE
7" x 14" x 2 3/8"
18cm x 36cm x 6cm

Random Bundle
Individual units cannot be sold separately

Stones & Bundling	Unit Thickness	SqFt Per				Per Bundle		Soldier LnFt Per			Sailor LnFt per			Units Per			Lbs Per		
		Bundle	Layer	Section	Stone	Layers	Sections	SqFt	Section	Bundle	SqFt	Section	Bundle	SqFt	Section	Bundle	Layer	Section	Bundle
New York Manufacturing																			
Random Bundle		93.62				-	-	-	-	-	-	-	-	-	-	-	-	-	2,541
Large Rectangle	2 3/8" (6cm)	-	-	-	2.093	-	-	-	-	-	-	-	-	0.48	-	18	-	-	-
Square	2 3/8" (6cm)	-	-	-	1.395	-	-	-	-	-	-	-	-	0.72	-	27	-	-	-
Small Rectangle	2 3/8" (6cm)	-	-	-	0.698	-	-	-	-	-	-	-	-	1.43	-	27	-	-	-

Notes: ***Sold in full bundles only.** All measurements are nominal. **Important:** Textured surfaces require a buffer between the plate compactor and the paver surface to prevent scuffing. Contact Unilock for information.

Internal Use Only. BHF NY



BAVARIAN



NEW YORK BLEND



SIERRA



LARGE RECTANGLE
21" x 14" x 2 3/8"
54cm x 36cm x 6cm



SQUARE
14" x 14" x 2 3/8"
36cm x 36cm x 6cm



SMALL RECTANGLE
7" x 14" x 2 3/8"
18cm x 36cm x 6cm

Random Bundle
Individual units cannot
be sold separately



Stones & Bundling	Unit	SqFt Per				Per Bundle		Soldier LnFt Per			Sailor LnFt per			Units Per			Lbs Per		
	Thickness	Bundle	Layer	Section	Stone	Layers	Sections	SqFt	Section	Bundle	SqFt	Section	Bundle	SqFt	Section	Bundle	Layer	Section	Bundle
Brewster Manufacturing																			
Random Bundle		93.62				-	-	-	-	-	-	-	-	-	-	-	-	-	2,541
Large Rectangle	2 3/8" (6cm)	-	-	-	2.093	-	-	-	-	-	-	-	-	0.48	-	18	-	-	-
Square	2 3/8" (6cm)	-	-	-	1.395	-	-	-	-	-	-	-	-	0.72	-	27	-	-	-
Small Rectangle	2 3/8" (6cm)	-	-	-	0.698	-	-	-	-	-	-	-	-	1.43	-	27	-	-	-

Notes: **Sold in full bundles only.** All measurements are nominal. **Important:** Textured surfaces require a buffer between the plate compactor and the paver surface to prevent scuffing. Contact Unilock for information.

Internal Use Only. BRV NY

BRUSSELS FULLNOSE™ & FULLNOSE EDGER™



ALMOND GROVE



CHARCOAL



COFFEE CREEK



LIMESTONE



NEW YORK



SANDSTONE



SIERRA



SALMON/CHARCOAL



BAVARIAN
NEW FOR 2016



TUSCANY
NEW FOR 2016




DESERT VALLEY
NEW FOR 2016



BRUSSELS FULLNOSE
6" x 12" x 2 3/4"
15cm x 30cm x 7cm



FULLNOSE EDGER
6" x 12" x 2 3/4"
15cm x 30cm x 7cm



Stones & Bundling	Unit	SqFt Per				Per Bundle		Soldier LnFt Per			Sailor LnFt per			Units Per			Lbs Per		
	Thickness	Bundle	Layer	Section	Stone	Layers	Sections	SqFt	Section	Bundle	SqFt	Section	Bundle	SqFt	Section	Bundle	Layer	Section	Bundle
Uxbridge Manufacturing																			
Brussels Fullnose & Fullnose Edger	2 3/4" (7cm)	96.00		24.00	0.500	-	4	-	24	96	-	-	-	2.00	48	192		685	2,740

Notes: Units can be adhered to pool edge using Unilock Concrete Adhesive, or with mortar. Always observe proper construction techniques when adhering pavers to a surface. Consult your local pool contractors for installation specifics. All measurements are nominal.

Internal Use Only. BFN NE FUL BO

BRUSSELS BLOCK®



ALMOND GROVE



COFFEE CREEK



LIMESTONE



NEW YORK BLEND



SANDSTONE



SIERRA



TERRA COTTA




XL STONE
8³/₄" x 13³/₄" x 2³/₄"
20.8cm x 34.8cm x 7cm



STANDARD STONE
6⁷/₈" x 8¹/₄" x 2³/₄"
17.3cm x 20.8cm x 7cm



HALF STONE
4¹/₈" x 6⁷/₈" x 2³/₄"
10.4cm x 17.3cm x 7cm



Stones & Bundling	Unit	SqFt Per				Per Bundle		Soldier LnFt Per			Sailor LnFt per			Units Per			Lbs Per		
	Thickness	Bundle	Layer	Section	Stone	Layers	Sections	SqFt	Section	Bundle	SqFt	Section	Bundle	SqFt	Section	Bundle	Layer	Section	Bundle
Uxbridge Manufacturing																			
Half	2 ³ / ₄ " (7cm)	88.70		12.67	0.198	-	7	0.580	21.8	152.9	-	-	-	5.05	64	448		398	2,789
Standard	2 ³ / ₄ " (7cm)	88.60		12.66	0.396	-	7	0.677	18.7	130.8	-	-	-	2.53	32	224		398	2,788
XL	2 ³ / ₄ " (7cm)	76.53		25.51	0.797	-	3	1.168	21.8	65.5	-	-	-	1.25	32	96		836	2,507

Notes: All measurements are nominal.

Internal Use Only. BBK BO

CAMELOT™



ALMOND GROVE
NEW FOR 2016



GRANITE



RUSTIC RED



SIERRA



TERRA COTTA



LARGE RECTANGLE
6" x 9" x 2 5/8"
15cm x 22.5cm x 6cm



SQUARE
6" x 6" x 2 5/8"
15cm x 15cm x 6cm



Stones & Bundling	Unit	SqFt Per				Per Bundle		Soldier LnFt Per			Sailor LnFt per			Units Per			Lbs Per		
	Thickness	Bundle	Layer	Section	Stone	Layers	Sections	SqFt	Section	Bundle	SqFt	Section	Bundle	SqFt	Section	Bundle	Layer	Section	Bundle
Uxbridge Manufacturing																			
Large Rectangle	2 5/8" (6cm)	112.50		22.50	0.417	-	5	0.847	26.6	132.9	-	-	-	2.40	54	270		630	3,150
Square	2 5/8" (6cm)	116.00		16.57	0.276	-	7	0.561	29.5	206.7	-	-	-	3.62	60	420		464	3,247

Notes: Antiqued available by special order only. Lead Time Required. Minimum quantities apply. Antiqued are shipped on a refundable skid.
All measurements are nominal.

Internal Use Only. CAM BO

CASSOVA™



ALMOND GROVE



GRANITE



SIERRA



STANDARD
4 1/4" x 8 1/2" x 2 5/8"
10.8cm x 21.8cm x 6cm



Stones & Bundling	Unit	SqFt Per				Per Bundle		Soldier LnFt Per			Sailor LnFt per			Units Per			Lbs Per		
	Thickness	Bundle	Layer	Section	Stone	Layers	Sections	SqFt	Section	Bundle	SqFt	Section	Bundle	SqFt	Section	Bundle	Layer	Section	Bundle
Uxbridge Manufacturing																			
Rectangle	2 5/8" (6cm)	95.06		19.01	0.264	-	5	0.745	25.5	127.6	-	-	-	3.79	72	360		532	2,661

Notes: Product is shipped on a refundable skid. All measurements are nominal.

Internal Use Only. CAS BO


CITY PARK PAVER™

ENDURACOLOR™
PLUS ARCHITECTURAL FINISHES


CUSTOM COLORS & FINISHES AVAILABLE



STANDARD FINISH




WASHED FINISH



BRUSHED FINISH



ENDURACOLOR™
FINISH



8" x 8" x 2³/₄"
20cm x 20cm x 7cm
SPECIAL ORDER

PRODUCT TECHNOLOGY

EasyClean™ Stain Resistance

An integral surface protection that allows for easier cleanup of spills when they happen, and before a stain can develop.

ColorFusion™

A proprietary technology that disperses color randomly for a natural, granite-like appearance.



	Unit	SqFt Per				Per Bundle		Soldier LnFt Per			Sailor LnFt per			Units Per			Lbs Per		
Stones & Bundling	Thickness	Bundle	Layer	Section	Stone	Layers	Sections	SqFt	Section	Bundle	SqFt	Section	Bundle	SqFt	Section	Bundle	Layer	Section	Bundle
New York Manufacturing																			
Standard	2¼" (7cm)	73.92			0.385	-	-	-	-	-	-	-	-	2.60	-	192		-	2,450

Notes: **Special Order - Lead Time Required. Minimum quantities apply. Sold in full bundles only** and is shipped on a refundable skid. Follow installation procedures for brushed and smooth finished. **Permeable version is also available by special order.** Contact Unilock for more information.
All measurements are nominal.

Internal Use Only, CPP NY

COPTHORNE®

ENDURACOLOR™
PLUS ARCHITECTURAL FINISHES



BURGUNDY RED



BURNT CLAY



OLD OAK



BURGUNDY RED/
BURNT CLAY/OLD OAK
Sold Separately/
Blended on Site



BASALT



STANDARD
2¹/₂" x 7⁵/₈" x 2³/₈"
6.5cm x 20cm x 6cm

PRODUCT TECHNOLOGY

Reala™ Surface Technology

Ultra-realistic textures cast from natural stone, brick and historic cobblestones.

Ultima™ Concrete Technology

This proprietary manufacturing process creates pavers and walls with up to four times the strength of poured concrete.



	Unit	SqFt Per				Per Bundle		Soldier LnFt Per			Sailor LnFt per			Units Per			Lbs Per		
Stones & Bundling	Thickness	Bundle	Layer	Section	Stone	Layers	Sections	SqFt	Section	Bundle	SqFt	Section	Bundle	SqFt	Section	Bundle	Layer	Section	Bundle
Ayr Manufacturing																			
Standard Full Bundle	2⅝" (6cm)	89.20	11.15		0.149	8	-	0.697	-	127.9	-	-	-	6.73	-	600	294	-	2,349
Standard Half Bundle	2⅝" (6cm)	44.60	11.15		0.149	4	-	0.697	-	64.0	-	-	-	6.73	-	300	294	-	1,174

Notes: **Sold in full and half bundles only** on a refundable skid. ***Half bundles are available in all colors and are Special Order with lead time required.** All measurements are nominal. **Important: A urethane rubber paver mat must be used to prevent scuffing. Read the Polymeric Sand advisory on page 45.** Contact Unilock for information.

Internal Use Only, COP ON



BASALT



BELGIAN BLUE



DAWN MIST



PEBBLE TAUPE

BASALT/
BELGIAN BLUE
Sold Separately/
Blended on SiteDAWN MIST/
PEBBLE TAUPE
Sold Separately/
Blended on Site

PRODUCT TECHNOLOGY

Reala™ Surface Technology

Ultra-realistic textures cast from natural stone, brick and historic cobblestones.

Ultima™ Concrete Technology

This proprietary manufacturing process creates pavers and walls with up to four times the strength of poured concrete.

XL RECTANGLE
5/8" x 8 3/8" x 2 3/8"
13cm x 21.5cm x 6cmLARGE RECTANGLE
5/8" x 7 1/4" x 2 3/8"
13cm x 18.5cm x 6cmRECTANGLE
5/8" x 6 1/2" x 2 3/8"
13cm x 16.5cm x 6cmSMALL RECTANGLE
5/8" x 5 3/4" x 2 3/8"
13cm x 14.5cm x 6cmSQUARE
5/8" x 5/8" x 2 3/8"
13cm x 13cm x 6cm

Individual units cannot
be sold separately
Random Bundle

	Unit	SqFt Per				Per Bundle		Soldier LnFt Per			Sailor LnFt per			Units Per			Lbs Per		
Stones & Bundling	Thickness	Bundle	Layer	Section	Stone	Layers	Sections	SqFt	Section	Bundle	SqFt	Section	Bundle	SqFt	Section	Bundle	Layer	Section	Bundle
Ayr Manufacturing																			
Random Full Bundle		98.30	12.29			8	-	-	-	-	0.444	-	221.5	-	-	-	291	-	2,326
Large Rectangle	2 3/8" (6cm)	-	-	-	0.259	-	-	-	-	-	0.427		38.8	3.86		64	-	-	-
Rectangle	2 3/8" (6cm)	-	-	-	0.231	-	-	-	-	-	0.427		34.6	4.33		64	-	-	-
Small Rectangle	2 3/8" (6cm)	-	-	-	0.203	-	-	-	-	-	0.427		30.4	4.93		64	-	-	-
Square	2 3/8" (6cm)	-	-	-	0.182	-	-	-	-	-	0.427		27.3	5.50		64	-	-	-
XL Rectangle	2 3/8" (6cm)	-	-	-	0.301	-	-	-	-	-	0.427		90.3	3.32		128	-	-	-
Random Half Bundle		49.15	12.29			4	-	-	-	-	0.444	-	110.8	-	-	-	291	-	1,163
Large Rectangle	2 3/8" (6cm)	-	-	-	0.259	-	-	-	-	-	0.427		19.4	3.86		32	-	-	-
Rectangle	2 3/8" (6cm)	-	-	-	0.231	-	-	-	-	-	0.427		17.3	4.33		32	-	-	-
Small Rectangle	2 3/8" (6cm)	-	-	-	0.203	-	-	-	-	-	0.427		15.2	4.93		32	-	-	-
Square	2 3/8" (6cm)	-	-	-	0.182	-	-	-	-	-	0.427		13.6	5.50		32	-	-	-
XL Rectangle	2 3/8" (6cm)	-	-	-	0.301	-	-	-	-	-	0.427		45.1	3.32		64	-	-	-

Notes: ***Sold in full or half bundles only** and is shipped on a refundable skid. ***Half bundles are available in all colors and are Special Order with lead time required.** All measurements are nominal. **Important:** Textured surfaces require a buffer between the plate compactor and the paver surface to prevent scuffing. **Read the Polymeric Sand advisory on page 45.** Contact Unilock for information.

Internal Use Only. CRT ON

DURA-MAT™

NATURAL
SPECIAL ORDERSTANDARD
19 3/4" x 19 3/4" x 4"
50cm x 50cm x 10cm
SPECIAL ORDER

Internal Use Only. CRT ON

	Unit	SqFt Per				Per Bundle		Soldier LnFt Per			Sailor LnFt per			Units Per			Lbs Per		
Stones & Bundling	Thickness	Bundle	Layer	Section	Stone	Layers	Sections	SqFt	Section	Bundle	SqFt	Section	Bundle	SqFt	Section	Bundle	Layer	Section	Bundle
Gormley Manufacturing																			
Standard	4" (10cm)	78.40			2.800	-	-	-	-		-	-	-	0.36	-	28		-	2,240

Notes: **Sold in full bundles only** and is shipped on a refundable skid. All measurements are nominal.


Internal Use Only. DMT ON




CUSTOM COLORS & FINISHES AVAILABLE



STANDARD FINISH



WASHED FINISH



BRUSHED FINISH



ENDURACOLOR™
FINISH

				Individual units cannot be sold separately	Random Bundle
14" x 3 5/16" x 4" (35.7cm x 8.4cm x 10cm)	12 1/2" x 3 5/16" x 4" (31.7cm x 8.4cm x 10cm)	11" x 3 5/16" x 4" (27.7cm x 8.4cm x 10cm)	9 3/8" x 3 5/16" x 4" (23.7cm x 8.4cm x 10cm)		
14" x 4 1/2" x 4" (35.7cm x 11.4cm x 10cm)	12 1/2" x 4 1/2" x 4" (31.7cm x 11.4cm x 10cm)	11" x 4 1/2" x 4" (27.7cm x 11.4cm x 10cm)	9 3/8" x 4 1/2" x 4" (23.7cm x 11.4cm x 10cm)		



Stones & Bundling	Unit	SqFt Per				Per Bundle		Soldier LnFt Per			Sailor LnFt per			Units Per			Lbs Per		
	Thickness	Bundle	Layer	Section	Stone	Layers	Sections	SqFt	Section	Bundle	SqFt	Section	Bundle	SqFt	Section	Bundle	Layer	Section	Bundle
Pickering Manufacturing																			
Random Bundle		66.20	11.03			6	-	-	-	-	-	-	-	-	-	-	504	-	3,027
11 x 3.3125	4" (10cm)	-	-	-	0.250	-	-	-	-	-	-	-	-	3.99	-	24	-	-	-
11 x 4.5	4" (10cm)	-	-	-	0.340	-	-	-	-	-	-	-	-	2.94	-	24	-	-	-
12.5 x 3.3125	4" (10cm)	-	-	-	0.287	-	-	-	-	-	-	-	-	3.49	-	24	-	-	-
12.5 x 4.5	4" (10cm)	-	-	-	0.389	-	-	-	-	-	-	-	-	2.57	-	24	-	-	-
14 x 4.5	4" (10cm)	-	-	-	0.438	-	-	-	-	-	-	-	-	2.28	-	24	-	-	-
14x3.3125	4" (10cm)	-	-	-	0.323	-	-	-	-	-	-	-	-	3.10	-	24	-	-	-
9.375 x 3.3125	4" (10cm)	-	-	-	0.214	-	-	-	-	-	-	-	-	4.67	-	24	-	-	-
9.375 x 4.5	4" (10cm)	-	-	-	0.291	-	-	-	-	-	-	-	-	3.44	-	24	-	-	-

Notes: **Sold in full bundles only.** ALL Eco-Line is Special Order. Custom finish and color options are available - Ask your Territory Manager. All measurements are nominal.


Internal Use Only. EOL ON




CUSTOM COLORS & FINISHES AVAILABLE



STANDARD FINISH



WASHED FINISH



BRUSHED FINISH



ENDURACOLOR™
FINISH



STANDARD
10 1/4" x 10 1/4" x 3 1/8"
26cm x 26cm x 8cm
SPECIAL ORDER



Stones & Bundling	Unit	SqFt Per				Per Bundle		Soldier LnFt Per			Sailor LnFt per			Units Per			Lbs Per		
	Thickness	Bundle	Layer	Section	Stone	Layers	Sections	SqFt	Section	Bundle	SqFt	Section	Bundle	SqFt	Section	Bundle	Layer	Section	Bundle
Uxbridge Manufacturing																			
Standard	3 1/8" (8cm)	64.33			0.511	-	-	-	-	-	-	-	-	1.96	-	126	-	-	2,047


Notes: **Most standard colors are available by special order only and subject to minimum quantities.** Contact your representative for details. This product is optimized for mechanical installation. **Sold in full bundles only** and is shipped on a refundable skid. All measurements are nominal. **Important:** Textured surfaces require a buffer between the plate compactor and the paver surface to prevent scuffing. Contact Unilock for information.

Internal Use Only. EOP BO

STANDARD FINISH




COFFEE CREEK



GRANITE BLEND



SIERRA



LARGE SQUARE
10" x 10" x 3 1/8"
24cm x 24cm x 8cm
SPECIAL ORDER



RECTANGLE
5" x 10" x 3 1/8"
12cm x 24cm x 8cm



SQUARE
5" x 5" x 3 1/8"
12cm x 12cm x 8cm
SPECIAL ORDER



TUMBLLED FINISH



COFFEE CREEK
SPECIAL ORDER



GRANITE BLEND
SPECIAL ORDER



SIERRA
SPECIAL ORDER



LARGE SQUARE
10" x 10" x 3 1/8"
24cm x 24cm x 8cm
SPECIAL ORDER



RECTANGLE
5" x 10" x 3 1/8"
12cm x 24cm x 8cm
SPECIAL ORDER

Note: 10" x 10" tumbled finish has different packaging than standard finish.



UMBRIANO® FINISH



AUTUMN SUNSET
SPECIAL ORDER



MIDNIGHT SKY
SPECIAL ORDER



SUMMER WHEAT
SPECIAL ORDER



WINTER MARVEL
SPECIAL ORDER



LARGE SQUARE
10" x 10" x 3 1/8"
24cm x 24cm x 8cm
SPECIAL ORDER



RECTANGLE
5" x 10" x 3 1/8"
12cm x 24cm x 8cm
SPECIAL ORDER



SQUARE
5" x 5" x 3 1/8"
12cm x 12cm x 8cm
SPECIAL ORDER




Stones & Bundling	Unit	SqFt Per				Per Bundle		Soldier LnFt Per			Sailor LnFt per			Units Per			Lbs Per		
	Thickness	Bundle	Layer	Section	Stone	Layers	Sections	SqFt	Section	Bundle	SqFt	Section	Bundle	SqFt	Section	Bundle	Layer	Section	Bundle
Uxbridge Manufacturing																			
10" x 10"	3 1/8" (8cm)	86.60			0.619	-	-	0.786	-	110.2	-	-	-	1.62	-	140		-	3,099
5" x 10"	3 1/8" (8cm)	74.59			0.304	-	-	0.773	-	96.4	-	-	-	3.28	-	245		-	2,669
5" x 5"	3 1/8" (8cm)	74.59			0.152	-	-	0.387	-	192.9	-	-	-	6.57	-	490		-	2,669

Notes: **Special Order - Lead Time Required. Minimum quantities apply. Sold in full bundles only** and is shipped on a refundable skid. Eco-Priora™ can be manufactured in a variety of custom colors and textures. Specially graded aggregates must be used for the joints. Contact Unilock for information. All measurements are nominal.


Internal Use Only. EPA Std BO / EPA ILC-UMB NY



CUSTOM COLORS & FINISHES AVAILABLE



IL CAMPO® FINISH



SERIES 3000® FINISH



UMBRIANO® FINISH



ENDURACOLOR™
FINISH

Eco-Promenade pavers are available in these finishes. Customized colors and finishes can be made to complement your design requirements. Contact us for details.



3" x 12" x 4"
7.5cm x 30cm x 10cm



Stones & Bundling	Unit	SqFt Per				Per Bundle		Soldier LnFt Per			Sailor LnFt per			Units Per			Lbs Per		
	Thickness	Bundle	Layer	Section	Stone	Layers	Sections	SqFt	Section	Bundle	SqFt	Section	Bundle	SqFt	Section	Bundle	Layer	Section	Bundle
Uxbridge Manufacturing																			
Standard	4" (10cm)	63.94	10.66		-	6	-	-	-	106.56	-	-	-	-	-	264	465.83	-	2,795

Notes: **Special Order - Lead Time Required. Sold in full bundles only.** All measurements are nominal.

Internal Use Only. ECP NE

HOLLANDSTONE™



ALMOND GROVE
NEW FOR 2016



CHARCOAL



GRANITE



RED



RUSTIC RED



SIERRA



TERRA COTTA



HOLLANDSTONE
4" x 8" x 2 3/8"
10cm x 20cm x 6cm



Stones & Bundling	Unit	SqFt Per				Per Bundle		Soldier LnFt Per			Sailor LnFt per			Units Per			Lbs Per		
	Thickness	Bundle	Layer	Section	Stone	Layers	Sections	SqFt	Section	Bundle	SqFt	Section	Bundle	SqFt	Section	Bundle	Layer	Section	Bundle
Uxbridge Manufacturing																			
4" x 8"	2 3/8" (6cm)	106.40		17.73	0.219	-	6	0.667	26.6	159.4	-	-	-	4.57	81	486		465	2,789
4" x 8"	3 1/8" (8cm)	82.50		13.75	0.218	-	6	0.665	20.7	124.0	-	-	-	4.58	63	378		491	2,944

Notes: Standard finish. **Also available in 3 1/8" (8cm) as a special order; minimum quantities apply.** All measurements are nominal.

Internal Use Only. HOL BO



COFFEE CREEK
SPECIAL ORDER



GRANITE
SPECIAL ORDER



HERITAGE BROWN
SPECIAL ORDER



12" x 12" x 2 3/4"
30cm x 30cm x 7cm
SPECIAL ORDER



4" x 12" x 2 3/4"
10cm x 30cm x 7cm
SPECIAL ORDER



6" x 8" x 2 3/4"
15cm x 20cm x 7cm
SPECIAL ORDER



Stones & Bundling	Unit	SqFt Per				Per Bundle		Soldier LnFt Per			Sailor LnFt per			Units Per			Lbs Per		
	Thickness	Bundle	Layer	Section	Stone	Layers	Sections	SqFt	Section	Bundle	SqFt	Section	Bundle	SqFt	Section	Bundle	Layer	Section	Bundle
Georgetown Manufacturing																			
12" x 12"	2 3/4" (7cm)	93.04	11.63		0.969	8	-	0.985	-	94.5	-	-	-	1.03	-	96	372	-	2,980
4" x 12"	2 3/4" (7CM)	93.04	11.63		0.323	8	-	0.985	-	94.5	-	-	-	3.10	-	288	372	-	2,980
6" x 8"	2 3/4" (7cm)	93.00	11.63		0.330	8	-	0.670	-	138.7	-	-	-	3.03	-	282	372	-	2,978

Notes: Product is layered. All measurements are nominal. **Important:** Textured surfaces may require a buffer between the plate compactor and the paver surface to prevent scuffing. **Read the Polymeric Sand advisory on page 45.** Contact Unilock for information.

Internal Use Only. ILC ON

NORTHSHORE™



ALMOND GROVE



JAVA



VALLEY GREY



SQUARE
15" x 15" x 3 1/8"
37.5cm x 37.5cm x 8cm



LARGE RECTANGLE
10" x 15" x 3 1/8"
25cm x 37.5cm x 8cm



SMALL RECTANGLE
5" x 10" x 3 1/8"
12.5cm x 25cm x 8cm



Stones & Bundling	Unit	SqFt Per				Per Bundle		Soldier LnFt Per			Sailor LnFt per			Units Per			Lbs Per		
	Thickness	Bundle	Layer	Section	Stone	Layers	Sections	SqFt	Section	Bundle	SqFt	Section	Bundle	SqFt	Section	Bundle	Layer	Section	Bundle
Pickering Manufacturing																			
15" x 15"	3 1/8" (8cm)	63.91		21.30	1.522	-	3	1.237	17.2	51.7	-	-	-	0.66	14	42		798	2,395
10" x 15"	3 1/8" (8cm)	56.89		14.22	1.016	-	4	1.239	11.5	45.9	-	-	-	0.98	14	56		533	2,131
5" x 10"	3 1/8" (8cm)	64.34		7.15	0.340	-	9	0.830	8.6	77.5	-	-	-	2.94	21	189		268	2,411

Notes: Sold in sections. All measurements are nominal.

Internal Use Only. NSH ON

NATURAL STONE

SANDSTONE



AUTUMN HARVEST



GREYFIELD



INDIAN COAST



NIAGARA VALLEY



PRAIRIE ROSE



SILVER BIRCH



STONE CLIFF GREY

LIMESTONE



BLACK RIVER




HEARTHSTONE




MIDNIGHT SHADOW




RENAISSANCE GOLD
(SEE CHART FOR SIZES)



WINTER MIST



12" x 24" x 7/8"
30cm x 60cm x 2.2cm



18" x 24" x 7/8"
45cm x 60cm x 2.2cm



24" x 24" x 7/8"
60cm x 60cm x 2.2cm




24" x 36" x 7/8"
60cm x 90cm x 2.2cm

NATURAL EDGE COPING
AVAILABLE IN:
BLACK RIVER ONLY IN
LIMESTONE AND ALL
SANDSTONE COLORS



12" x 48" x 2"
30cm x 120cm x 5cm

NATURAL EDGE STEP
AVAILABLE IN:
BLACK RIVER ONLY IN
LIMESTONE AND ALL
SANDSTONE COLORS



16" x 48" x 6"
15cm x 120cm x 15cm

FULLNOSE COPING
AVAILABLE IN:
BLACK RIVER ONLY IN
LIMESTONE AND ALL
SANDSTONE COLORS



12" x 48" x 2"
30cm x 120cm x 5cm

PILLAR CAP
AVAILABLE IN:
BLACK RIVER ONLY IN
LIMESTONE AND ALL
SANDSTONE COLORS



24" x 24" x 2.5"
60 cm x 60cm x 6.4cm

NATURAL STONE cont'd

Sandstone and Limestone Slab Data

Stones & Bundling	Unit Thickness	SqFt/ Crate	SqFt/ Stone	Units/ SqFt	Units/ Crates	Lbs/ Unit	Lbs/ Crate
12" x 24"	0.87" (2.2cm)	180	2	0.5161	90	23.13	2149
18" x 24"	0.87" (2.2cm)	186	3	0.3441	62	34.71	2,152
24" x 24"	0.87" (2.2cm)	160	4	0.2581	40	46.28	1,851
24" x 36"	0.87" (2.2cm)	180	6	0.1720	30	69.40	2,082

Renaissance Gold Data

Stones & Bundling	Unit Thickness	SqFt/ Crate	SqFt/ Stone	Units/ SqFt	Units/ Crates	Lbs/ Unit	Lbs/ Crate
11" x 22"	0.87" (2.2cm)	151	1.7	0.5950	90	20.07	1,806
16.5" x 22"	0.87" (2.2cm)	156	2.5	0.3967	62	30.10	1,866
22" x 22"	0.87" (2.2cm)	134	3.4	0.2975	40	40.06	1,602
22" x 33"	0.87" (2.2cm)	151	5.0	0.1983	30	60.20	1,806

Natural Edge Coping Data

Stones & Bundling	Unit Thickness	Face Ft/ Crate	Linear Ft/ Crate	Linear Ft/ Unit	Units/ Crates	Lbs/ Unit	Lbs/ Crate
12" x 48"	2" (5cm)	-	80	4	20	105.82	2,116
12" x 72"	2" (5cm)	-	72	6	12	158.73	1,905
16" x 48"	2" (5cm)	-	64	4	16	141.09	2,258
16" x 72"	2" (5cm)	-	60	6	10	209.44	2,094

Steps Data

Stones & Bundling	Unit Thickness	Face Ft/ Crate	Linear Ft/ Crate	Linear Ft/ Unit	Units/ Crates	Lbs/ Unit	Lbs/ Crate
16" x 48"	6" (15cm)	32	24	4	6	421.08	2,526
16" x 72"	6" (15cm)	32	24	6	4	628.31	2,513

Fullnose Coping Data

Stones & Bundling	Unit Thickness	Face Ft/ Crate	Linear Ft/ Crate	Linear Ft/ Unit	Units/ Crates	Lbs/ Unit	Lbs/ Crate
12" x 48"	2" (5cm)	-	80	4	20	105.82	2,116
12" x 72"	2" (5cm)	-	72	6	12	158.73	1,905

Pillar Cap Data

Stones & Bundling	Unit Thickness	Face Ft/ Crate	Linear Ft/ Crate	Linear Ft/ Unit	Units/ Crates	Lbs/ Unit	Lbs/ Crate
24" x 24"	2.5" (6.5cm)	-	-	-	14	136.6	1,913.61


Notes: Natural Stone is available for purchase by Unilock Authorized Dealers only. **Product is sold in full bundles only.**




NATURAL




RUSTIC RED
STANDARD FINISH ONLY



IL CAMPO® FINISH



SERIES 3000® FINISH



UMBRIANO® FINISH



ENDURACOLOR™
FINISH



STANDARD
10¹/₄" x 10¹/₄" x 3¹/₈"
26cm x 26cm x 8cm
SPECIAL ORDER



Stones & Bundling	Unit	SqFt Per				Per Bundle		Soldier LnFt Per			Sailor LnFt per			Units Per			Lbs Per		
	Thickness	Bundle	Layer	Section	Stone	Layers	Sections	SqFt	Section	Bundle	SqFt	Section	Bundle	SqFt	Section	Bundle	Layer	Section	Bundle
Uxbridge Manufacturing																			
Standard	3 ¹ / ₈ " (8cm)	68.76			0.537	-	-	-	-	-	-	-	-	1.86	-	128		-	2,516

Notes: **Special Order - Lead Time Required. Minimum quantities apply. Sold in full bundles only** and is shipped on a refundable skid. Contact your representative for details. This product is optimized for mechanical installation. All measurements are nominal.

Internal Use Only. OPT NY&NE

PORCELAIN



TRAVSTONE BEIGE



TRAVSTONE NOCE



GOTHAM NERO



GOTHAM BEIGE



GOTHAM GREY



EPOKAL BEIGE
SCURO*



EPOKAL GREY*



EPOKAL BEIGE*




DAVINCI DRIFTWOOD



DAVINCI BIRCH




BEOLA BIANCA




GOLDEN STONE



GRAUSTEIN



24" x 24" x 3/4"
60cm x 60cm x 2cm




16" x 32" x 3/4"
60cm x 60cm x 2cm

* EPOKAL ONLY

Stones & Bundling	Unit Thickness	SqFt/ Unit	SqFt/ Box	Boxes/ Pallet	Units/ Box	SqFt/ Pallet	Lbs/ SqFt	Units/ Pallet	Lbs/ Box	Lbs/ Pallet
DelConca USA										
24" x 24" (60cm x 60cm):										
Travestone Beige & Noce	.75" (2cm)	3.875	-	-	-	255.75	9.23	66	-	2,360
Gotham Beige, Grey & Nero	.75" (2cm)	3.875	-	-	-	255.75	9.23	66	-	2,360
DelConca Italy										
16" x 32" (40cm x 60cm):										
Epokal Beige Scuro, Grey & Beige	.75" (2cm)	3.445	6.89	24	2	165.36	9.04	48	62.3	1,541
24" x 24" (60cm x 60cm):										
DaVinci Birch & Driftwood	.75" (2cm)	3.875	7.75	32	2	248	9.04	64	70.1	2,292.77
Caesar										
24" x 24" (60cm x 60cm):										
Beola Bianca, Golden Stone & Graustein	.75" (2cm)	3.875	7.75	30	2	232.5	9	60	72.6	2,178

Notes: Refer to metric measurements; all imperial measurements are nominal. All porcelain tile is available for purchase by Unilock Authorized Dealers only. Product is sold in full boxes only. For pedestal applications, please contact your Unilock Territory Manager.



IL CAMPO® FINISH SERIES 3000® FINISH UMBRIANO® FINISH ENDURACOLOR™ FINISH



8" x 24" x 4"
(20cm x 60cm x 10cm)
SPECIAL ORDER

4" x 16" x 4"
(10cm x 40cm x 10cm)
SPECIAL ORDER

4" x 12" x 4"
(10cm x 30cm x 10cm)
SPECIAL ORDER



Stones & Bundling	Unit	SqFt Per				Per Bundle		Soldier LnFt Per			Sailor LnFt per			Units Per			Lbs Per		
	Thickness	Bundle	Layer	Section	Stone	Layers	Sections	SqFt	Section	Bundle	SqFt	Section	Bundle	SqFt	Section	Bundle	Layer	Section	Bundle
New York Manufacturing																			
4" x 12"	4" (10cm)	58.13	11.63		0.363	5	-	-	-		-	-	-	2.75	-	160	532	-	2,659
4" x 16"	4" (10cm)	51.67	10.33		0.431	5	-	-	-		-	-	-	2.32	-	120	455	-	2,275
8" x 24"	4" (10cm)	51.67	10.33		1.292	5	-	-	-		-	-	-	0.77	-	40	490	-	2,449

Notes: **Special Order** - Lead time required. **Sold in full bundles only.** See your Unilock Sales Representative for choices of colors and finishes to complement your design requirements. All measurements are nominal.

Internal Use Only. PMD NY

ASPECT RATIO

Simply defined, the aspect ratio is the overall length of a paver divided by its height.

LENGTH/HEIGHT = ASPECT RATIO

If an insufficient aspect ratio is used, any flexing or rocking caused by movement on the surface such as pedestrian or vehicular traffic, could result in breakage of the paver units. Not only is this breakage unsightly, but it can also compromise the integrity of the segmental system.

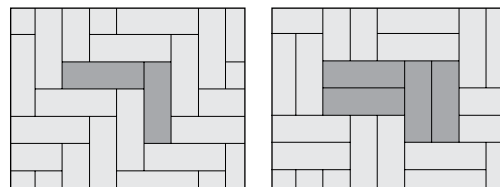
3 : 1 or less
Heavy-Duty Vehicular

4 : 1
Light-Duty Vehicular

over 5 : 1
Pedestrian Only

LAYING PATTERN CONSIDERATIONS

The laying pattern used in your application can also add a significant amount of strength to your design. A herringbone pattern provides the best 'lock-up' adding strength against rotational forces such as tires at a roadway intersection, in the same way the 'L' shaped paver provides maximum performance. Speak with your Unilock Representative for more information.





DAWN MIST



PEBBLE TAUPE



DAWN MIST/
PEBBLE TAUPE
**Sold Separately/
Blended on Site**


PRODUCT TECHNOLOGY

Reala™ Surface Technology

Ultra-realistic textures cast from natural stone, brick and historic cobblestones.

Ultima™ Concrete Technology

This proprietary manufacturing process creates pavers and walls with up to four times the strength of poured concrete.



LARGE RECTANGLE
12" x 9" x 2⁵/₈"
30cm x 22.6cm x 6cm



SQUARE
9" x 9" x 2⁵/₈"
22.6cm x 22.6cm x 6cm



SMALL RECTANGLE
6" x 9" x 2⁵/₈"
15cm x 22.6cm x 6cm

Individual units cannot be sold separately
Random Bundle

Stones & Bundling	Unit	SqFt Per				Per Bundle		Soldier LnFt Per			Sailor LnFt per			Units Per			Lbs Per		
	Thickness	Bundle	Layer	Section	Stone	Layers	Sections	SqFt	Section	Bundle	SqFt	Section	Bundle	SqFt	Section	Bundle	Layer	Section	Bundle
Ayr Manufacturing																			
Random Full Bundle		90.30		11.29		-	8	-	-	-	0.673	-	134.2	-	-	-		309	2,472
Large Rectangle	2 ⁵ / ₈ " (6cm)	-	-	-	0.730	-	-	-	-	-	0.741	-	63.0	1.37	-	64	-	-	-
Small Rectangle	2 ⁵ / ₈ " (6cm)	-	-	-	0.365	-	-	-	-	-	0.492	-	47.5	2.74	-	64	-	-	-
Square	2 ⁵ / ₈ " (6cm)	-	-	-	0.550	-	-	-	-	-	0.741	-	23.7	1.82	-	32	-	-	-
Random Half Bundle		45.15				-	-	-	-	-	0.673	-	67.1	-	-	-	-	-	1,236
Large Rectangle	2 ⁵ / ₈ " (6cm)	-	-	-	0.730	-	-	-	-	-	0.741	-	31.5	1.37	-	32	-	-	-
Small Rectangle	2 ⁵ / ₈ " (6cm)	-	-	-	0.365	-	-	-	-	-	0.492	-	23.7	2.74	-	32	-	-	-
Square	2 ⁵ / ₈ " (6cm)	-	-	-	0.550	-	-	-	-	-	0.741	-	11.9	1.82	-	16	-	-	-

Notes: **Sold as full bundles or half bundles only** on a refundable skid. **Half bundles are Special Order with lead time required.** All measurements are nominal. **Important:** Textured surfaces require a buffer between the plate compactor and the paver surface to prevent scuffing. **Read the Polymeric Sand advisory and review Polymeric Sand and Sealer Usage chart on page 45.** Contact Unilock for information.

Internal Use Only. RIC ON



DAWN MIST



PEBBLE TAUPE



SAVANNAH



SMOKE SHALE



12" x 36" x 2³/₄"
(30cm x 90cm x 7cm)



18" x 36" x 2³/₄"
(45cm x 90cm x 7cm)



18" x 36" x 4"
(10cm x 30cm x 10cm)
SPECIAL ORDER



Stones & Bundling	Unit	SqFt Per				Per Bundle		Soldier LnFt Per			Sailor LnFt per			Units Per			Lbs Per		
	Thickness	Bundle	Layer	Section	Stone	Layers	Sections	SqFt	Section	Bundle	SqFt	Section	Bundle	SqFt	Section	Bundle	Layer	Section	Bundle
Ayr Manufacturing																			
12" x 36"	2 ³ / ₄ " (7cm)	69.75	8.72		2.906	8	-	-	-	-	-	-	-	0.34	-	24	290	-	2,319
18" x 36" (2 ³ / ₄ ")	2 ³ / ₄ " (7cm)	69.75	8.72		4.359	8	-	-	-	-	-	-	-	0.23	-	16	290	-	2,319
18" x 36" (4")	4" (10cm)	43.59	8.72		4.359	5	-	-	-	-	-	-	-	0.23	-	10	414	-	2,071

Notes: **Sold as full bundles** on a refundable skid. All measurements are nominal. **Important:** Textured surfaces require a buffer between the plate compactor and the paver surface to prevent scuffing. **Read the Polymeric Sand advisory and review Polymeric Sand and Sealer Usage chart on page 45.** Contact Unilock for information.

Internal Use Only. RIC ON



CASTANO
SPECIAL ORDER



CREMO
SPECIAL ORDER



NUVOLA
SPECIAL ORDER

PRODUCT TECHNOLOGY

EasyClean™ Stain Resistance

An integral surface protection that allows for easier cleanup of spills when they happen, and before a stain can develop.



LARGE SQUARE
SPECIAL ORDER
16" x 16" x 2 3/4"
41.6cm x 41.6cm x 7cm



RECTANGLE
SPECIAL ORDER
8" x 16" x 2 3/4"
20.8cm x 41.6cm x 7cm



SQUARE
SPECIAL ORDER
8" x 8" x 2 3/4"
20.8cm x 20.8cm x 7cm




Stones & Bundling	Unit	SqFt Per				Per Bundle		Soldier LnFt Per			Sailor LnFt per			Units Per			Lbs Per		
	Thickness	Bundle	Layer	Section	Stone	Layers	Sections	SqFt	Section	Bundle	SqFt	Section	Bundle	SqFt	Section	Bundle	Layer	Section	Bundle
Georgetown Manufacturing																			
16"x16"	2 3/4" (7cm)	82.67	10.33		1.722	8	-	-	-		-	-	-	0.58	-	48	331	-	2,647
8"x16"	2 3/4" (7cm)	82.67	10.33	-	0.861	8	-	1.262	-	65.5	0.656	-	126.0	1.16	-	96	339	-	2,710
8"x8"	2 3/4" (7cm)	82.67	10.33	-	0.431	8	-	0.631	-	131.0	0.631	-	131.0	2.32	-	192	339	-	2,710

Notes: Product sold at factory in full bundle quantities. **Senzo is Special Order with lead time required.** Product is shipped on skids. Colors shown should be used only as a guide. Colors should always be chosen from actual samples. All measurements are nominal. Important: Textured surfaces require a buffer between the plate compactor and the paver surface to prevent scuffing. [Read the Polymeric Sand advisory on page 45.](#)

Internal Use Only. SZO ON



BLACK GRANITE
AVAILABLE IN 4"X8"
& 6"X6" ONLY



CRYSTALLINE BASALT
NEW FOR 2016



MOCHA BROWN



PEPPERED GRANITE



LARGE RECTANGLE
13³/₄" x 16¹/₂" x 2³/₈"
(35cm x 42cm x 6cm)



MEDIUM RECTANGLE
13³/₄" x 8¹/₄" x 2³/₈"
(35cm x 21cm x 6cm)



SMALL RECTANGLE
6⁷/₈" x 8¹/₄" x 2³/₈"
(17.3cm x 21cm x 6cm)

Random Bundle
Individual units cannot
be sold separately

**NEW RANDOM
BUNDLE SIZES
FOR 2016**



24" x 24" x 2³/₄"
60cm x 60cm x 7cm
SPECIAL ORDER



12" x 24" x 2³/₄"
30cm x 60cm x 7cm
SPECIAL ORDER



6" x 6" x 2³/₄"
15cm x 15cm x 7cm
**AVAILABLE ONLY IN
BLACK GRANITE**



4" x 8" x 2³/₄"
10cm x 20cm x 7cm
**AVAILABLE ONLY IN
BLACK GRANITE**



16" x 16" x 2³/₄"
40cm x 40cm x 7cm
SPECIAL ORDER



8" x 16" x 2³/₄"
20cm x 40cm x 7cm
SPECIAL ORDER



8" x 8" x 2³/₄"
20cm x 20cm x 7cm
SPECIAL ORDER



12" x 12" x 2³/₄"
30cm x 30cm x 7cm
SPECIAL ORDER



6" x 12" x 2³/₄"
15cm x 30cm x 7cm
SPECIAL ORDER



	Unit	SqFt Per				Per Bundle		Soldier LnFt Per			Sailor LnFt per			Units Per			Lbs Per		
Stones & Bundling	Thickness	Bundle	Layer	Section	Stone	Layers	Sections	SqFt	Section	Bundle	SqFt	Section	Bundle	SqFt	Section	Bundle	Layer	Section	Bundle
Random Bundle - New York Manufacturing; Other units - Ontario																			
Random Bundle:		93.62				-	-	-	-	-	-	-	-	-	-	-		-	2,541
Large Rectangle	2¾" (6cm)	-		-	2.093	-	-	-		-	-	-	-	0.48		18		-	-
Medium Rectangle	2¾" (6cm)	-	-	-	1.395	-	-	-		-	-	-	-	0.72		27	-	-	-
Small Rectangle	2¾" (6cm)	-		-	0.698	-	-	-		-	-	-	-	1.43		27		-	-
12" x 24" *	2¾" (7cm)	93.00		46.50	1.938	-	2	1.969	23.6	47.2	-	-	-	0.52	24	48		1,489	2,978
16" x 16" *	2¾" (7cm)	82.67		27.56	1.722	-	3	1.312	21.0	63.0	-	-	-	0.58	16	48		882	2,646
24" x 24" *	2¾" (7cm)	61.79		30.90	3.862	-	2	1.962	15.7	31.5	-	-	-	0.26	8	16		989	1,979
4" x 8" *	2¾" (7cm)	94.32		15.72	0.218	-	6	0.665	23.6	141.7	-	-	-	4.58	72	432		492	2,950
6" x 6" *	2¾" (7cm)	81.36		11.62	0.242	-	7	0.492	23.6	165.4	-	-	-	4.13	48	336		372	2,605
8" x 16" *	2¾" (7cm)	82.67		27.56	0.861	-	3	1.312	21.0	63.0	-	-	-	1.16	32	96		882	2,646
8" x 8" *	2¾" (7cm)	82.67		13.78	0.431	-	6	0.656	21.0	126.0	-	-	-	2.32	32	192		441	2,646
6" X 12" *	2¾" (7cm)	93.04		23.26	0.485	-	4	0.985	23.6	94.5	-	-	-	2.06	48	192		745	2,979
12" x 12" *	2¾" (7cm)	93.04		23.26	0.969	-	4	0.985	23.6	94.5	-	-	-	1.03	24	96		745	2,980

Notes: *Available by special order. Lead Time Required. Minimum quantities apply. Product is sold by the section. 3¹/₈" (8cm) thick product is available by special order only. Custom colors and finishes available. Minimum quantities apply. See terms and conditions of sale. All measurements are nominal. **Important:** Textured surfaces require a buffer between the plate compactor and the paver surface to prevent scuffing. **Read the Polymeric Sand advisory on page 45.** Contact Unilock for information. ** - 6x6, 6x12 and 12x12 units are produced in Georgetown, Ontario, Canada and require lead time.

Internal Use Only. S3K NY/ON




ALMOND GROVE



GRANITE
NEW FOR 2016



SIERRA



Stones & Bundling	Unit	SqFt Per				Per Bundle		Soldier LnFt Per			Sailor LnFt per			Units Per			Lbs Per		
	Thickness	Bundle	Layer	Section	Stone	Layers	Sections	SqFt	Section	Bundle	SqFt	Section	Bundle	SqFt	Section	Bundle	Layer	Section	Bundle
Pickering Manufacturing																			
Random Full Bundle		88.61		11.08		-	8	-	-	-	-	-	-	-	-	-		355	2,838
Large Rectangle	2 ³ / ₄ " (7cm)	-	-	-	1.582	-	-	-	-	-	-	-	-	0.63	-	32	-	-	-
Medium Rectangle	2 ³ / ₄ " (7cm)	-	-	-	0.791	-	-	-	-	-	-	-	-	1.26	-	32	-	-	-
Small Rectangle	2 ³ / ₄ " (7cm)	-	-	-	0.391	-	-	-	-	-	-	-	-	2.56	-	32	-	-	-

Notes: ***Sold in full bundles only** on a refundable skid. All measurements are nominal. **Important:** Textured surfaces require a buffer between the plate compactor and the paver surface to prevent scuffing.

Internal Use Only. THB ON



ALMOND GROVE




BAVARIAN
NEW FOR 2016



NEW YORK BLEND



SIERRA



Stones & Bundling	Unit	SqFt Per				Per Bundle		Soldier LnFt Per			Sailor LnFt per			Units Per			Lbs Per		
	Thickness	Bundle	Layer	Section	Stone	Layers	Sections	SqFt	Section	Bundle	SqFt	Section	Bundle	SqFt	Section	Bundle	Layer	Section	Bundle
New York Manufacturing																			
Random Full Bundle		88.61		11.08		-	8	-	-	-	-	-	-	-	-	-		355	2,838
Large Rectangle	2 ³ / ₄ " (7cm)	-	-	-	1.582	-	-	-	-	-	-	-	-	0.63	-	32	-	-	-
Medium Rectangle	2 ³ / ₄ " (7cm)	-	-	-	0.791	-	-	-	-	-	-	-	-	1.26	-	32	-	-	-
Small Rectangle	2 ³ / ₄ " (7cm)	-	-	-	0.391	-	-	-	-	-	-	-	-	2.56	-	32	-	-	-

Notes: ***Sold in full bundles only** on a refundable skid. Please note that permeable colors will not match non-permeable colors. All measurements are nominal. **Important:** Textured surfaces require a buffer between the plate compactor and the paver surface to prevent scuffing.

Internal Use Only. THB NY



BURGUNDY RED



BURNT CLAY



OLD OAK

BURGUNDY RED
BURNT CLAY/OLD OAK
*Sold Separately/
Blended on Site*

BASALT



HERITAGE RED



HERITAGE CLAY

HERITAGE 3 COLOR BLEND
*Sold Separately/
Blended on Site*STANDARD
4" x 9 3/4" x 2 3/4"
10cm x 25cm x 7cm

PRODUCT TECHNOLOGY

Reala™ Surface Technology

Ultra-realistic textures cast from natural stone, brick and historic cobblestones.

Ultima™ Concrete Technology

This proprietary manufacturing process creates pavers and walls with up to four times the strength of poured concrete.

Stones & Bundling	Unit	SqFt Per				Per Bundle		Soldier LnFt Per			Sailor LnFt per			Units Per			Lbs Per		
	Thickness	Bundle	Layer	Section	Stone	Layers	Sections	SqFt	Section	Bundle	SqFt	Section	Bundle	SqFt	Section	Bundle	Layer	Section	Bundle
Ayr Manufacturing																			
Standard - full bundle	2 3/4" (7cm)	88.41	11.05		0.276	8	-	0.842	-	105.0	-	-	-	3.62	-	320	348	-	2,888
Standard - half bundle	2 3/4" (7cm)	44.20	11.05		0.276	4	-	0.842	-	52.5	-	-	-	3.62	-	160	364	-	1,444

Notes: **Sold as full bundles or half bundles only** on a refundable skid. **Half bundles are Special Order with lead time required.** All measurements are nominal. **Important:** Textured surfaces require a buffer between the plate compactor and the paver surface to prevent scuffing. **Read the Polymeric Sand advisory and review Polymeric Sand and Sealer Usage chart on page 45.** Contact Unilock for information.

Internal Use Only. TWH ON

TRANSITION™



ALMOND GROVE





NEW YORK BLEND



SIERRA



SYCAMORE

RECTANGLE
6" x 9" x 2 5/8"
15cm x 23cm x 6cmSQUARE
6" x 6" x 2 5/8"
15cm x 15cm x 6cmBAVARIAN
NEW FOR 2016

DESERT VALLEY



Stones & Bundling	Unit	SqFt Per				Per Bundle		Soldier LnFt Per			Sailor LnFt per			Units Per			Lbs Per		
	Thickness	Bundle	Layer	Section	Stone	Layers	Sections	SqFt	Section	Bundle	SqFt	Section	Bundle	SqFt	Section	Bundle	Layer	Section	Bundle
New York Manufacturing																			
Square	2 5/8" (6cm)	116.00	11.60		0.276	10	-	0.561	-	206.7	-	-	-	3.62	-	420	325	-	3,247
Rectangle	2 5/8" (6cm)	112.50	12.50		0.417	9	-	0.847	-	132.9	-	-	-	2.40	-	270	350	-	3,150

Notes: All measurements are nominal. Contact Unilock for information. **Important:** Textured surfaces require a buffer between the plate compactor and the paver surface to prevent scuffing.

Internal Use Only. TRN NY



ALMOND GROVE



GRANITE BLEND



SIERRA



LARGE RECTANGLE
13¼" x 8⅞" x 2⅜"
(33.75cm x 22.5cm x 6cm)



SQUARE
8⅞" x 8⅞" x 2⅜"
(22.5cm x 22.5cm x 6cm)



SMALL RECTANGLE
4½" x 8⅞" x 2⅜"
(11.25cm x 22.5cm x 6cm)

Random Bundle
Individual units cannot
be sold separately

Stones & Bundling	Unit	SqFt Per				Per Bundle		Soldier LnFt Per			Sailor LnFt per			Units Per			Lbs Per		
	Thickness	Bundle	Layer	Section	Stone	Layers	Sections	SqFt	Section	Bundle	SqFt	Section	Bundle	SqFt	Section	Bundle	Layer	Section	Bundle
Uxbridge Manufacturing																			
Random Full Bundle		108.99	10.90			10	-	-	-	-	-	-	-	-	-	-	296	-	2,960
Large Rectangle	2⅜" (6cm)	-	-	-	0.817	-	-	-	-	-	-	-	-	1.22	-	50	-	-	-
Small Rectangle	2⅜" (6cm)	-	-	-	0.272	-	-	-	-	-	-	-	-	3.67	-	130	-	-	-
Square	2⅜" (6cm)	-	-	-	0.545	-	-	-	-	-	-	-	-	1.84	-	60	-	-	-

Notes: **Sold in full bundles only.** All measurements are nominal. **Important:** Textured surfaces require a buffer between the plate compactor and the paver surface to prevent scuffing. Contact Unilock for information.

Internal Use Only. TRO UX

TRIBECA COBBLE



CRYSTALLINE BASALT



PEPPERED GRANITE



LARGE RECTANGLE
5⅞" x 12" x 2¾"
(13cm x 30.5cm x 7cm)



RECTANGLE
5⅞" x 9" x 2¾"
(13cm x 23cm x 7cm)



SMALL RECTANGLE
5⅞" x 7" x 2¾"
(13cm x 17.5cm x 7cm)

Random Bundle
Individual units cannot
be sold separately



Stones & Bundling	Unit	SqFt Per				Per Bundle		Soldier LnFt Per			Sailor LnFt per			Units Per			Lbs Per		
	Thickness	Bundle	Layer	Section	Stone	Layers	Sections	SqFt	Section	Bundle	SqFt	Section	Bundle	SqFt	Section	Bundle	Layer	Section	Bundle
New York Manufacturing																			
Random Bundle		97.53	12.19			8	-		-	129.7	-	-	-	-	-	-	398	-	3,186
Large Rectangle	2¾" (7cm)	-	-	-	0.427	-	-	1.001	-	37.5	-	-	-	2.34	-	88	-	-	-
Rectangle	2¾" (7cm)	-	-	-	0.322	-	-	0.755	-	37.5	-	-	-	3.11	-	88	-	-	-
Small Rectangle	2¾" (7cm)	-	-	-	0.245	-	-	0.574	-	54.6	-	-	-	4.08	-	128	-	-	-

Notes: **Sold in full bundles only.** All measurements are nominal. **Important:** Textured surfaces require a buffer between the plate compactor and the paver surface to prevent scuffing. **Read the Polymeric Sand advisory on page 45.** Contact Unilock for information.

Internal Use Only. TRC NY



NATURAL



STANDARD
15³/₄" x 23³/₈" x 3¹/₈"
40cm x 60cm x 8cm



Stones & Bundling	Unit	SqFt Per				Per Bundle		Soldier LnFt Per			Sailor LnFt per			Units Per			Lbs Per		
	Thickness	Bundle	Layer	Section	Stone	Layers	Sections	SqFt	Section	Bundle	SqFt	Section	Bundle	SqFt	Section	Bundle	Layer	Section	Bundle
Boston Manufacturing																			
Standard	3 ¹ / ₈ " (8cm)	72.00			2.571	-	-	-	-		-	-	-	0.39	-	28		-	1,748


Notes: Call for availability. **Sold in full bundles only** and shipped on a refundable skid. Void is 40% of the paver and is approximately 3" in diameter. All measurements are nominal.

Internal Use Only. TFS BO


UNI ECO-STONE®



STANDARD FINISH



WASHED FINISH



BRUSHED FINISH



UNI ECO-STONE
4¹/₂" x 9" x 3¹/₈"
11.5cm x 23cm x 8cm
SPECIAL ORDER



Stones & Bundling	Unit	SqFt Per				Per Bundle		Soldier LnFt Per			Sailor LnFt per			Units Per			Lbs Per		
	Thickness	Bundle	Layer	Section	Stone	Layers	Sections	SqFt	Section	Bundle	SqFt	Section	Bundle	SqFt	Section	Bundle	Layer	Section	Bundle
Boston Manufacturing																			
Standard	3 ¹ / ₈ " (8cm)	67.00			0.273	-	-	-	-		-	-	-	3.66	-	245		-	2,445

Notes: **Special Order from standard colors. Lead Time Required. Minimum quantities apply.** **Sold in full bundles only.** 40-50 bundle minimum order required. This product is optimized for mechanical installation. All measurements are nominal.

Internal Use Only. UES BO




AUTUMN SUNSET



MIDNIGHT SKY



SUMMER WHEAT



WINTER MARVEL



FRENCH GREY

NEW FOR 2016

* RANDOM BUNDLE ONLY


PRODUCT TECHNOLOGY

EasyClean™ Stain Resistance


An integral surface protection that allows for easier cleanup of spills when they happen, and before a stain can develop.

ColorFusion™


A proprietary technology that disperses color randomly for a natural, granite-like appearance.



24" x 24" x 2 3/4"
60cm x 60cm x 7cm
SPECIAL ORDER



12" x 24" x 2 3/4"
30cm x 60cm x 7cm
SPECIAL ORDER



16" x 16" x 2 3/4"
40cm x 40cm x 7cm



8" x 16" x 2 3/4"
20cm x 40cm x 7cm



8" x 8" x 2 3/4"
20cm x 20cm x 7cm



LARGE RECTANGLE
21" x 14" x 2 3/8"
52.5cm x 35cm x 6cm



SQUARE
14" x 14" x 2 3/8"
35cm x 35cm x 6cm



SMALL RECTANGLE
7" x 14" x 2 3/8"
17.5cm x 35cm x 6cm

Random Bundle
Individual units cannot be sold separately



Stones & Bundling	Unit	SqFt Per				Per Bundle		Soldier LnFt Per			Sailor LnFt per			Units Per			Lbs Per		
	Thickness	Bundle	Layer	Section	Stone	Layers	Sections	SqFt	Section	Bundle	SqFt	Section	Bundle	SqFt	Section	Bundle	Layer	Section	Bundle
Random Bundle - New York Manufacturing; Other units - Ontario																			
Random Bundle		93.62	10.40			9	-	-	-	-	-	-	-	-	-	-	282	-	2,540
Large Rectangle	2 3/8" (6cm)	-	-	-	2.093	-	-	-	-	-	-	-	-	0.48	-	18	-	-	-
Small Rectangle	2 3/8" (6cm)	-	-	-	0.698	-	-	-	-	-	-	-	-	1.43	-	27	-	-	-
Square	2 3/8" (6cm)	-	-	-	1.395	-	-	-	-	-	-	-	-	0.72	-	27	-	-	-
12" x 24" *	2 3/4" (7cm)	93.00			1.938	-	-	1.969	-	47.2	-	-	-	0.52	-	48	-	-	2,978
24" x 24" *	2 3/4" (7cm)	61.79			3.862	-	-	1.962	-	31.5	-	-	-	0.26	-	16	-	-	1,979
16" x 16"	2 3/4" (7cm)	82.67			1.722	-	-	1.312	-	63.0	-	-	-	0.58	-	48	-	-	2,646
8" x 16"	2 3/4" (7cm)	82.67			0.861	-	-	1.312	-	63.0	-	-	-	1.16	-	96	-	-	2,646
8" x 8"	2 3/4" (7cm)	82.67			0.431	-	-	0.656	-	126.0	-	-	-	2.32	-	192	-	-	2,646

Notes: Umbriano 24" and Random Bundle pavers are not suitable for vehicular applications. All measurements are nominal. Product is not sectionable and is shipped on a refundable skid. **Available in full bundles only.** Product is not to be installed on stone dust. * 24" x 24" and 12" x 24" are available only by special order. Lead Time Required. Minimum quantities apply. Premium pricing applies. Important: Textured surfaces require a buffer between the plate compactor and the paver surface to prevent scuffing. Read the Polymeric Sand advisory on page 45. Contact your Unilock representative for additional information.

Internal Use Only. UMB NY/ON



ALMOND GROVE
NEW FOR 2016







GRANITE
NEW FOR 2016



SIERRA
NEW FOR 2016



			Random Bundle Individual units cannot be sold separately
RECTANGLE 5" x 10" x 2¾" 12.7cm x 25.4cm x 7cm	SQUARE 10" x 10" x 2¾" 25.4cm x 25.4cm x 7cm	LARGE RECTANGLE 10" x 15" x 2¾" 25.4cm x 38cm x 7cm	

	Random Bundle Individual units cannot be sold separately
RECTANGLE 5" x 10" x 2¾" 12.7cm x 25.4cm x 7cm	

	Unit	SqFt Per				Per Bundle		Soldier LnFt Per			Sailor LnFt per			Units Per			Lbs Per		
Stones & Bundling	Thickness	Bundle	Layer	Section	Stone	Layers	Sections	SqFt	Section	Bundle	SqFt	Section	Bundle	SqFt	Section	Bundle	Layer	Section	Bundle
Uxbridge Manufacturing																			
Random Bundle	-	94.19	11.77			8	-	-	-	-	-	-	-	-	-	-	367	-	2,937
Rectangle	2¾" (7cm)	-	-	-	0.336	-	-	-		-	-	-	-	2.97		72	-	-	-
Square	2¾" (7cm)	-	-	-	0.673	-	-	-		-	-	-	-	1.49		56	-	-	-
Large Rectangle	2¾" (7cm)	-	-	-	1.009	-	-	-		-	-	-	-	0.99		32	-	-	-
Rectangle	2¾" (7cm)	94.19	11.77		0.336	8	-	-	-	-	-	-	-	2.97	-	280	360	-	2,884

Notes: All measurements are nominal. Contact Unilock for information. **Important:** Textured surfaces require a buffer between the plate compactor and the paver surface to prevent scuffing.

Internal Use Only. WPT UX



AUTUMN SUNSET
SPECIAL ORDER



MIDNIGHT SKY
SPECIAL ORDER



SUMMER WHEAT
SPECIAL ORDER



WINTER MARVEL
SPECIAL ORDER

PRODUCT TECHNOLOGY

EasyClean™ Stain Resistance

An integral surface protection that allows for easier cleanup of spills when they happen, and before a stain can develop.

ColorFusion™

A proprietary technology that disperses color randomly for a natural, granite-like appearance.



FULL UNIT
20" x 10" x 6½"
50.5cm x 25.2cm
x 16.5cm
SPECIAL ORDER



HALF UNIT
10" x 10" x 6½"
25.2cm x 25.2cm
x 16.5cm
SPECIAL ORDER



CORNER UNIT
20" x 10" x 6½"
50.5cm x 25.2cm
x 16.5cm
SPECIAL ORDER



HALF CORNER UNIT
10" x 10" x 6½"
25.2cm x 25.2cm
x 16.5cm
SPECIAL ORDER

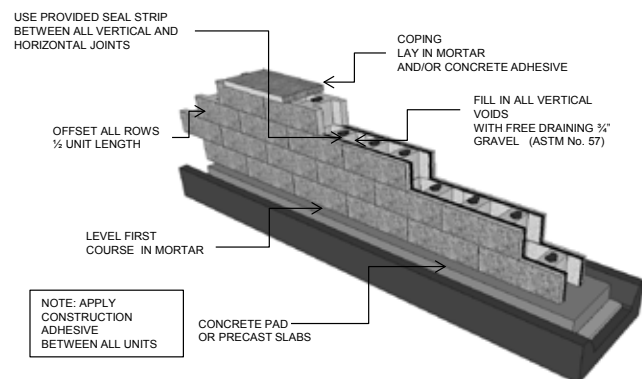


Stones & Bundling	Face Feet Per		Linear Feet Per		Units Per		Per Bundle		Lbs Per	
	Bundle	Unit	Bundle	Unit	Bundle	Face Feet	Layers	Sections	Unit	Bundle
Full Unit	21.31	0.888	-	-	24	1.13	-	-	63	1,503
Half Unit	10.65	0.444	-	-	24	2.25	-	-	31	747
Corner Unit	31.41	1.309	-	-	24	0.76	-	-	73	1,741
Half Corner Unit	21.07	0.878	-	-	24	1.14	-	-	41	985

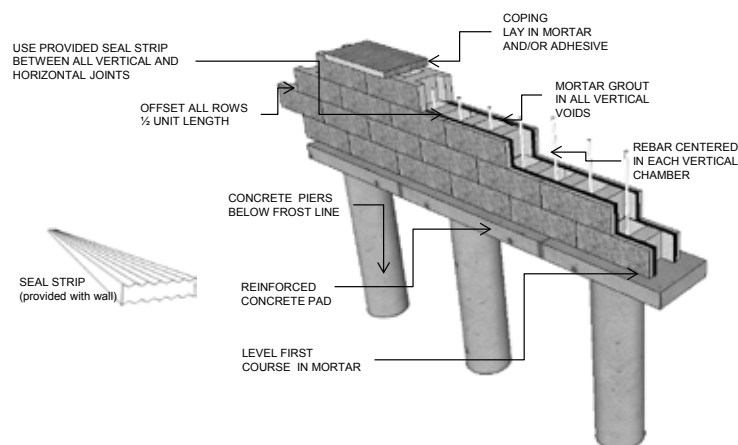
Notes: **ALL BELMURO WALL IS SPECIAL ORDER ONLY** - Full Bundles Only. Colors shown should be used only as a guide. Colors should always be chosen from actual samples. For coping options we recommend LedgeStone (page 35) or Natural Stone (page 14). All measurements are nominal. The BelMuro blocks are factory-produced concrete elements featuring two chambers arranged in a row. Any wall over 39" in height may be subject to permit requirements and engineering analysis. Always consult with your local authorities before beginning your project. As a rule of thumb, walls 2' high or less require a shallow excavation; otherwise you will require a deep excavation or the implementation of concrete piers (Sono tubes). This system should only be installed by trained, professional contractors to ensure a safe, consistent, reliable system that will be long-lasting. Contact your local representative for details. Retaining wall engineering software is also available free of charge at www.unilock.com.

Internal Use Only. BLM ON

FOR WALLS UNDER 28 INCHES IN HEIGHT



FOR WALLS 28 TO 39 INCHES IN HEIGHT



BRUSSELS DIMENSIONAL SYSTEM™



ALMOND GROVE



COFFEE CREEK



LIMESTONE



SANDSTONE



SIERRA



TERRA COTTA



NEW YORK BLEND



STANDARD
4" x 8" x 12"
10cm x 20cm x 30.5cm



TAPERED COPING
12" (9") x 3" x 12"
30.5cm (22.9cm) x 7.6cm
x 30.5cm



9" UNIT
9" (6") x 4" x 8"
22.9cm (15.2cm) x 10cm
x 20cm



12" UNIT
12" (9") x 4" x 8"
30.5cm (22.9cm) x 10cm
x 20cm



15" UNIT
15" (12") x 4" x 8"
38.1cm (30.5cm) x 10cm
x 20cm

Individual units cannot be sold separately

Wall Bundle



Stones & Bundling	Face Feet Per		Linear Feet Per		Units Per		Per Bundle		Lbs Per	
	Bundle	Unit	Bundle	Unit	Bundle	Face Feet	Layers	Sections	Unit	Bundle
Coping Rammed	24.00	0.250	81.00	0.844	96	4.00	8		30	2,902
Standard/Corner	36.00	0.333	108.00	1.000	108	3.00		6	30	3,274
Wall Tapered Bundle:	30.00	-	-	-	90	-		5	26	2,320

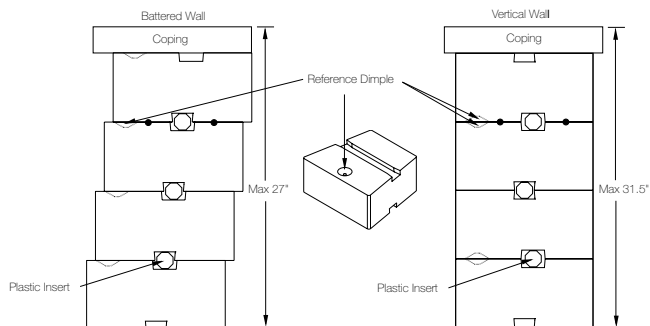
Notes: Maximum height 27"-31.5" depending on site conditions. Maximum height for planter wall is 16" (under optimal conditions). To construct higher walls, contact a Unilock representative. Product is installed using Unilock Adhesive to secure corners and top row units. Weathered finish.

*20.9 sq. ft. face per bundle based on random pattern creating 12" solid wall. 32 sq. ft. face per bundle based on running bond creating 8" deep wall.

Tapered Bundle: Connector units provided with every bundle of product. Double-sided wall is 26.25 face feet per bundle.

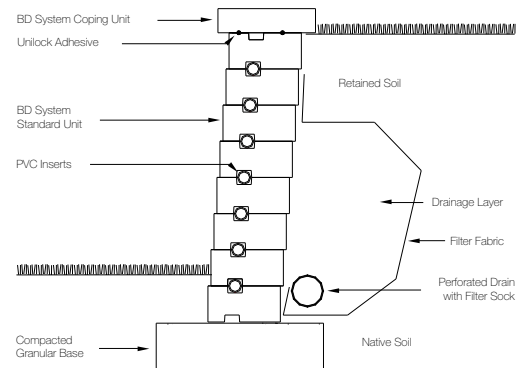
Internal Use Only. BDS NE

SET BACK & VERTICAL WALL



All cross sections are examples, and must not be used for construction.

GRAVITY WALL



All cross sections are examples, and must not be used for construction.

CONCORD WALL™



ALMOND GROVE



GRANITE



SIERRA



TAPERED
8" x 6" x 12"
20cm x 15cm x 30cm



1 1/2 UNIT
12" x 6" x 10"
30cm x 15cm x 25cm



1/2 UNIT
4" x 6" x 12"
10cm x 15cm x 30cm



CORNER
12" x 6" x 8"
30cm x 15cm x 20cm




COPING / STEP TREAD
24" x 3" x 12"
60cm x 7.5cm x 30cm



WEDGE CAP UNIT
3 1/3" x 9 5/8" (8 5/8") x 13"
8.6cm x 24.8cm x 33cm



XL UNIT*
16" x 6" x 12"
40cm x 15cm x 30cm



Stones & Bundling	Face Feet Per		Linear Feet Per		Units Per		Per Bundle		Lbs Per	
	Bundle	Unit	Bundle	Unit	Bundle	Face Feet	Layers	Sections	Unit	Bundle
Corner Unit	15.00	0.833	-	-	18	1.20	3		43	820
Wall 1/2 Unit (single unit*)	20.00	0.167	-	-	120	6.00	6		24	2,880
Wall 1 1/2 Unit (single unit*)	20.00	0.556	-	-	36	1.80	3		65	2,340
Wall Tapered Unit	20.00	0.333	-	-	60	3.00	3		43	2,580
XL Tapered Unit	21.33	0.667	-	-	32	1.50	4		77	2,419
Coping/Step Tread - 24"			64.00	4.000	16			2	145	2,320
Wedge Cap (single units) (64 face feet)	64.00	0.667	60.00	0.625	96	1.50	8			2,544

Notes: Maximum height without setback 36" (under optimum conditions). Maximum height with setback is 42" (under optimum conditions). Higher walls can be achieved using geogrid reinforcement.

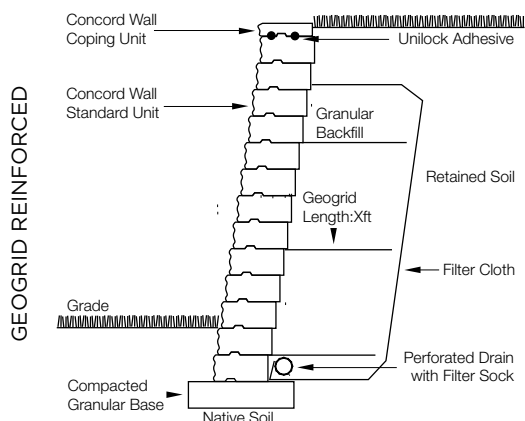
Tapered units will allow for a minimum 7ft. outside radius. Wedge cap radius = 7', contains 8 Closed-end units per bundle. Closed-end not sold separately.

All Concord Wall™ is layered and shipped on refundable skid. Step Tread is sectioned. Closed-end step tread is available.

Unilock, through Risi Stone Systems International, can provide preliminary site engineering for most commercial projects.

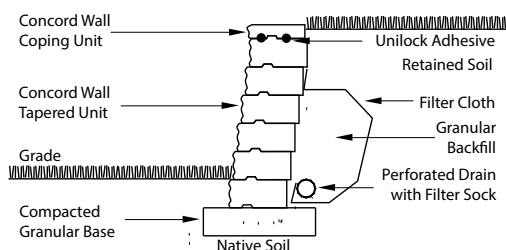
Soils information, site drawings, and loading requirements are some of the information details required in order to provide this preliminary site engineering. Contact your local Unilock Representative for details. Retaining wall engineering software is also available free of charge at www.unilock.com.

Internal Use Only. CWL NE



Cross sections are examples, and must not be used for construction.


GRAVITY WALL



All cross sections are examples, and must not be used for construction.



NATURAL



STANDARD
72" x 12" x 24"
183cm x 30cm x 60cm
SPECIAL ORDER



CORNER 90°
60" x 12" x 24"
152cm x 30cm x 60cm
SPECIAL ORDER



COPING
72" x 12" x 24"
183cm x 30cm x 60cm
SPECIAL ORDER



CLOSED-END COPING
72" x 12" x 24"
183cm x 30cm x 60cm
SPECIAL ORDER




TIE-BACK
72" x 12" x 24"
183cm x 30cm x 60cm
SPECIAL ORDER



1/2 COPING
36" x 12" x 24"
91.5cm x 30cm x 60cm
SPECIAL ORDER



CORNER 45°
60" x 12" x 24"
152cm x 30cm x 60cm
SPECIAL ORDER
(Right Corner Shown)



1/2 STANDARD
36" x 12" x 24"
91.5cm x 30cm x 60cm
SPECIAL ORDER



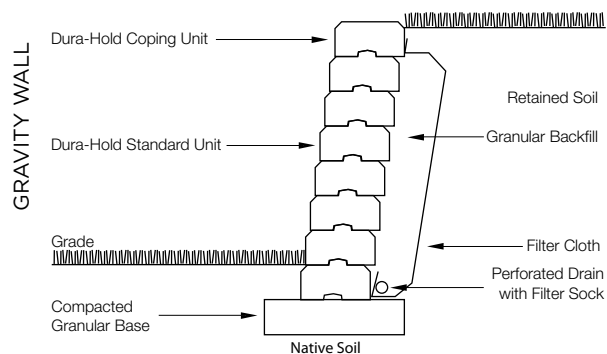
Stones & Bundling	Face Feet Per		Linear Feet Per		Units Per		Per Bundle		Lbs Per	
	Bundle	Unit	Bundle	Unit	Bundle	Face Feet	Layers	Sections	Unit	Bundle
Standard		6.024	-	6.000		0.17			1,680	
1/2 Standard		3.003	-	-	1	0.33			800	800
Tie-back		1.170	-	-	1	0.86			1,660	1,660
Coping* (Closed-End)		6.024	6.02	6.024	1	0.17			1,560	1,560
Coping*		6.024	6.02	6.024	1	0.17			1,560	1,560
1/2 Coping		3.003	3.00	3.003	1	0.33			780	780
Corner 90° (left or right)		7.042	-	-		0.14			1,320	
Corner 45° (left or right)		7.042	-	-	1	0.14			1,480	1,480

Notes: **ALL DURAHOLD® IS SPECIAL ORDER ONLY. Lead Time Required. Minimum quantities apply.**

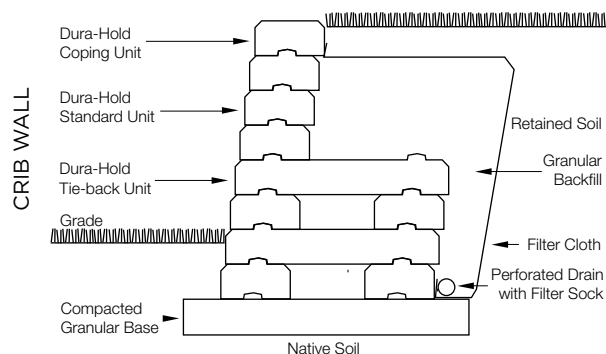
*Closed-end coping units are available and are closed on both ends so that they may be used as left or right. Tie-back units are reinforced with steel. 1/2 Standard Units are slightly tapered and can be used to create a 45 foot radius. Refer to terms and conditions for placement rates.

Unilock, through Risi Stone Systems International, can provide you with preliminary site engineering for most commercial projects. Soils information, site drawings, and loading requirements are some of the information details required in order to provide you with this engineering. Contact your local representative for details. Retaining wall engineering software is also available free of charge at www.unilock.com. All measurements are nominal.

Internal Use Only. DH1 ON



Cross sections are examples, and must not be used for construction.



Cross sections are examples, and must not be used for construction.

DURAHOLD2®



NATURAL



STANDARD
72" x 12" x 14"
183cm x 30cm x 36m
SPECIAL ORDER



COPING
72" x 12" x 14"
183cm x 30cm x 36m
SPECIAL ORDER



CLOSED-END COPING
72" x 12" x 14"
183cm x 30cm x 36m
SPECIAL ORDER



TIE-BACK
72" x 12" x 14"
183cm x 30cm x 36m
SPECIAL ORDER



CORNER 90°
36" x 12" x 14"
90cm x 30cm x 36m
SPECIAL ORDER
(Right Corner Shown)



Stones & Bundling	Face Feet Per		Linear Feet Per		Units Per		Per Bundle		Lbs Per	
	Bundle	Unit	Bundle	Unit	Bundle	Face Feet	Layers	Sections	Unit	Bundle
Coping Closed End 72"		5.988	-	6.000		0.17			820	
Coping 72"		5.988	-	6.000		0.17			884	
Corner 90° (left or right)		4.167	-	-		0.24			460	
Wall Standard		5.988	-	6.000		0.17			940	
Wall Tieback		1.170	-	1.170		0.86			940	

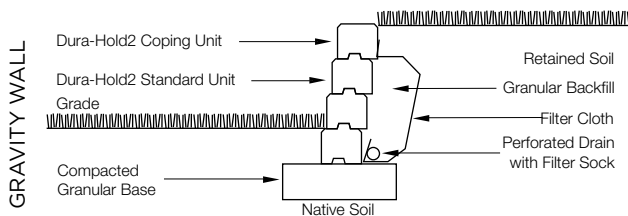
Notes: **ALL DURAHOLD2® IS SPECIAL ORDER ONLY. Lead Time Required. Minimum quantities apply.**

*Closed-end coping units are available and are closed on both ends so that they may be used as lefts or rights. Tie-back units are reinforced with steel. Refer to terms and conditions for placement rates.

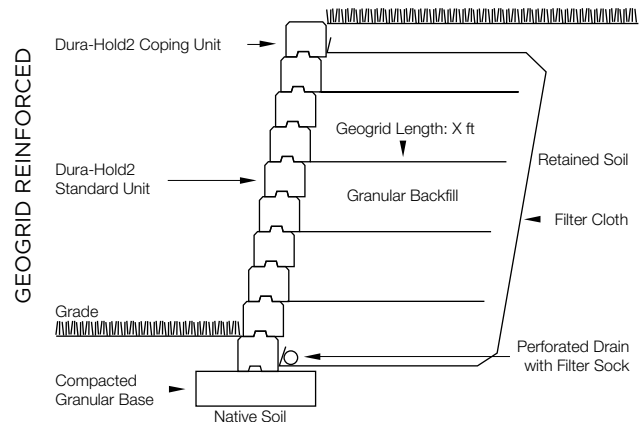
For DuraHold and DuraHold2, Unilock, through Risi Stone Systems International, can provide preliminary site engineering for most commercial projects. Soils information, site drawings, and loading requirements are some of the information details required in order to provide this preliminary site engineering. Contact your local Unilock representative for details. Retaining wall engineering software is also available free of charge at www.unilock.com.

All measurements are nominal.

Internal Use Only. DH2 ON



Cross sections are examples, and must not be used for construction.



Cross sections are examples, and must not be used for construction.

ESTATE WALL®



ALMOND GROVE




GRANITE



SIERRA



WALNUT
NEW FOR 2016




CORNER
4" x 12" x 9"
10cm x 30cm x 22.8cm




3" CORNER
3" x 12½" x 9"
7.5cm x 31.7cm x 22.8cm
NEW FOR 2016



6" CORNER
6" x 12½" x 9"
15cm x 31.7cm x 22.8cm
NEW FOR 2016



COPING
3" x 12" (9") x 12"
7.5cm x 30cm (22.8cm) x 30cm



COPING
3" x 12" (11") x 12"
7.5cm x 30cm (28cm) x 30cm

Coping Bundle
Individual units cannot
be sold separately



LARGE WEDGE
4" x 16" (13¾") x 9"
10cm x 40cm (35cm) x 22.8cm



MEDIUM WEDGE
4" x 12" (10") x 9"
10cm x 30cm (25cm) x 22.8cm



SMALL WEDGE
4" x 8" (6") x 9"
10cm x 20cm (15cm) x 22.8cm

4" Wall Bundle
Individual units cannot
be sold separately



LARGE WEDGE
3" x 16" (13¾") x 9"
7.5cm x 37.5cm (35cm) x 22.8cm




MEDIUM WEDGE
3" x 12" (10") x 9"
7.5cm x 30cm (25cm) x 22.8cm



SMALL WEDGE
3" x 8" (6") x 9"
7.5cm x 20cm (15cm) x 22.8cm

3" Wall Bundle
Individual units cannot
be sold separately



LARGE WEDGE
6" x 16" (13¾") x 9"
15cm x 40cm (35cm) x 22.8cm



MEDIUM WEDGE
6" x 12" (10") x 9"
15cm x 30cm (25cm) x 22.8cm



SMALL WEDGE
6" x 8" x 9"
15cm x 20cm (15cm) x 22.8cm

6" Wall Bundle
Individual units cannot
be sold separately



NEW RANDOM BUNDLE
NEW SIZES FOR 2016

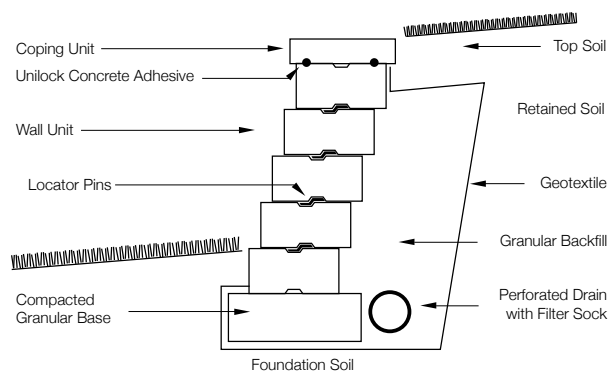
NEW RANDOM BUNDLE
NEW SIZES FOR 2016

Stones & Bundling	Face Feet Per		Linear Feet Per		Units Per		Per Bundle		Lbs Per	
	Bundle	Unit	Bundle	Unit	Bundle	Face Feet	Layers	Sections	Unit	Bundle
Coping	14.70	0.233	56.87	0.903	63	4.29	7		-	2,060
Corner Unit 4"	16.00	0.333	14.70	0.306	48	3.00	6		33	1,595
Corner Unit 3"	16.38	0.256	66.56	1.040	64	3.91	8		29	1,828
Corner Unit 6"	16.38	0.512	33.28	1.040	32	1.95	4		54	1,743
Standard 6"	24.00	0.500	-	-	48	2.00	4		49	2,341
Standard 3"	24.00	0.250	-	-	96	4.00	8		23	2,209
Wall Multi Unit 90mm	23.25		70.85		72		6		30	2,177
Large Wedge	10.33	0.431	31.49	1.312	24	2.32				
Medium Wedge	7.75	0.323	23.62	0.984	24	3.10				
Small Wedge	5.17	0.215	15.74	0.656	24	4.65				

Notes: Product is layered and shipped on refundable skids. *24 sq.ft face per bundle based on single-sided layout. 18 sq. ft. face per bundle based on double-sided layout. Maximum height for vertical installation - 21" (under optimum conditions). Maximum height for setback installation - 31.5" including the stone in the ground (under optimum conditions). All measurements are nominal.

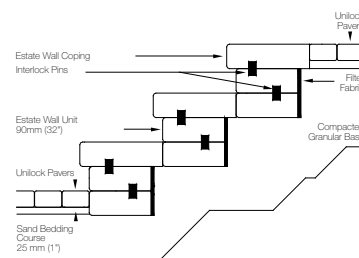
Internal Use Only. EWL NE

TYPICAL RETAINING WALL CROSS SECTION



TYPICAL SEAT WALL CROSS SECTION

For vertical application - Place device parallel to channel



For setback application - Place device perpendicular to channel with round section facing the back of the unit



Maximum Height (setback installed) = 31.5"
Maximum Height (vertical installed) = 21"

LEDGESTONE™ STEPS & COPING



BUFF



GREY



BLUE

PRODUCT TECHNOLOGY

Reala™ Surface Technology

Ultra-realistic textures cast from natural stone, brick and historic cobblestones.




PILLAR CAP
24" x 24" x 3½"
61cm x 61cm x 9cm



COPING UNIT
12" x 24" x 2¾"
30.5cm x 61cm x 7cm



CLOSED-END COPING
12" x 24" x 2¾"
30.5cm x 61cm x 7cm



FULLNOSE UNIT
12" x 24" x 1¾"
30.5cm x 61cm x 4.5cm



36" LEDGESTONE STEP
36" x 18" x 6"
91.4cm x 45.7cm x 15.2cm



48" LEDGESTONE STEP
48" x 24" x 6"
122cm x 61cm x 15.2cm



72" LEDGESTONE STEP
72" x 24" x 6"
183cm x 61cm x 15.2cm

Ledgestone Steps
only available in
Buff & Grey

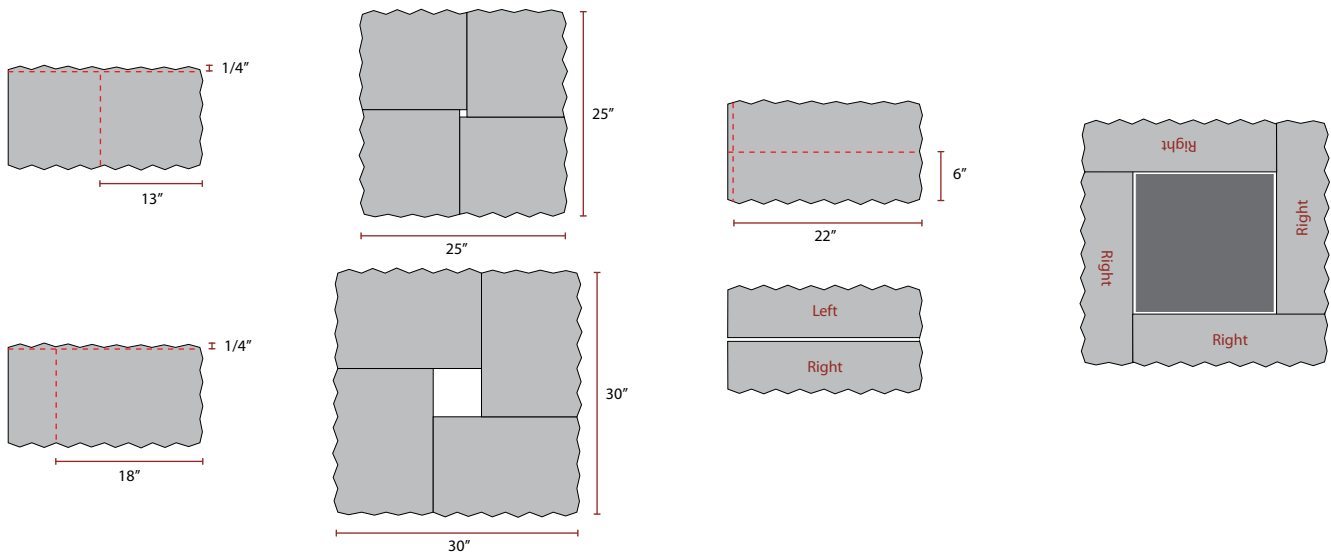


Stones & Bundling	Face Feet Per		Linear Feet Per		Units Per		Per Bundle		Lbs Per	
	Bundle	Unit	Bundle	Unit	Bundle	Face Feet	Layers	Sections	Unit	Bundle
Fullnose			32.00	2.000	16				42	667
Closed End Coping 12"			24.00	2.000	12				66	796
Coping			24.00	2.000	12				64	772
Step 36"	4.50	1.499	9.00	3.000	3	0.67			327	982
Step 48"	6.00	2.000	12.00	4.000	3	0.50			574	1,721
Step 72"	9.01	3.003	18.00	6.000	3	0.33			860	2,581
Pillar Cap			10.00	2.000	5			5	172	862

Notes: 4 Ledgestone™ Closed-end coping units can be used to cap pillars larger than 20". That leaves a small opening for lighting. All caps require a skid that is refundable upon return in good condition. All measurements are nominal.

Internal Use Only. LDG CH

Oversized Pillar Coping Options



LINEO DIMENSIONAL STONE™



ALMOND GROVE



LIMESTONE



SIERRA



PILLAR UNIT
16" X 8" X 4"
40CM X 20CM X 10CM



PILLAR CAP
29" X 29" X 4"
74CM X 74CM X 10CM

For Lineo Dimensional Stone, we recommend using Ledgestone™ 29"x29" Pillar Cap. Available in Buff & Grey only.



XL RECTANGLE
24" x 8" x 4"
60cm x 20cm x 10cm



LARGE RECTANGLE
20" x 8" x 4"
50cm x 20cm x 10cm



RECTANGLE
16" x 8" x 4"
40cm x 20cm x 10cm



SMALL RECTANGLE
12" x 8" x 4"
30cm x 20cm x 10cm

Random Bundle
Individual units cannot be sold separately

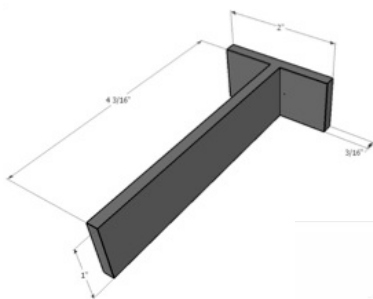


Stones & Bundling	Face Feet Per		Linear Feet Per		Units Per		Per Bundle		Lbs Per	
	Bundle	Unit	Bundle	Unit	Bundle	Face Feet	Layers	Sections	Unit	Bundle
Pillar Unit	47.81	0.664	96.00	1.333	72	1.51			39	2,808
Pillar Cap			-	-	5				302	1,510
Wall Random Bundle:	30.00	0.500	90.00	1.500	60	2.00			44	2,642
Large Rectangle	-	-	-	-	15	1.80				
Rectangle	-	-	-	-	15	2.25				
Small Rectangle	-	-	-	-	15	3				
XL Rectangle	-	-	-	-	15	1.50				

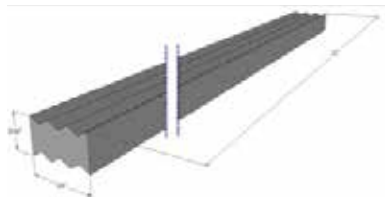
Notes: **Sold in full bundle only.** For coping options, we recommend using Natural Stone or Ledgestone. All measurements are nominal.

Internal Use Only. LDS BO

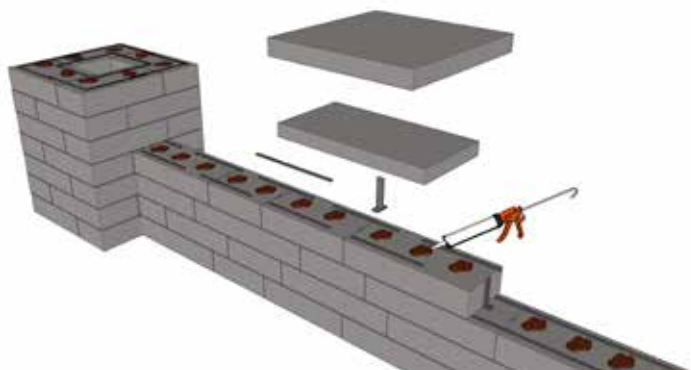
Shadow Box - Spacers (supplied with bundle of product)



"T" Spacers
1" x 4 3/16" x 2"



"Strip" Spacers
3/16" x 3/8" x 22"



Adhesive "mound" is placed every 4 inches apart.

Mound must be minimum 3/8" high so that the top and bottom are securely adhered.


RIVERCREST® WALL



COASTAL SLATE



BUFF



LONG COPING
22" x 11" x 2 1/4"
56cm x 28cm x 5.7cm



LONG CORNER UNIT
12" x 9-10" x 2 1/4"
31cm x 23-25cm x 5.7cm



SHORT CORNER UNIT
10" x 9-10" x 2 1/4"
25cm x 23-25cm x 5.7cm

Random Bundle
Individual units cannot
be sold separately



STANDARD UNIT 1
8" x 9-10" x 2 1/4"
20cm x 23-25cm
x 5.7cm



STANDARD UNIT 2
12" x 9-10" x 2 1/4"
31cm x 23-25cm
x 5.7cm



STANDARD UNIT 3
12" x 9-10" x 2 1/4"
31cm x 23-25cm
x 5.7cm



STANDARD UNIT 4
17" x 9-10" x 2 1/4"
42.5cm x 23-25cm
x 5.7cm

Random Bundle
Individual units cannot
be sold separately

PRODUCT TECHNOLOGY

Reala™ Surface Technology

Ultra-realistic textures cast from natural stone, brick and historic cobblestones.



JUMPER UNIT 1
8" x 9-10" x 4 1/2"
20cm x 23-25cm
x 11.4cm



JUMPER UNIT 2
12" x 9-10" x 4 1/2"
31cm x 23-25cm
x 11.4cm



JUMPER UNIT 3
12" x 9-10" x 4 1/2"
31cm x 23-25cm
x 11.4cm



JUMPER UNIT 4
17" x 9-10" x 4 1/2"
42.5cm x 23-25cm
x 11.4cm

Jumper Bundle
Individual units cannot
be sold separately



PILLAR UNIT
20" x 20" x 4 1/2"
50cm x 50cm x 11.4cm
Pillar Cap sold separately



RAPID PILLAR SYSTEM



JUMPER CORNER UNIT
12" x 9-10" x 4 1/2"
31cm x 23-25cm x 11.4cm

Stones & Bundling	Face Feet Per		Linear Feet Per		Units Per		Per Bundle		Lbs Per	
	Bundle	Unit	Bundle	Unit	Bundle	Face Feet	Layers	Sections	Unit	Bundle
Coping	16.70	0.348	89.10	1.86	48	2.87	8	-	43	2,090
Corner Unit Bundle:	20.92	-	-	-	64	-	4	-	-	1,232
Long Corner Unit	16.10	0.335	85.92	1.79	48	2.99	-	-	20.4	-
Short Corner Unit	4.80	0.300	25.44	1.59	16	3.33	-	-	16.7	-
Wall Jumper Bundle:	24.30	-	-	-	64	-	4	-	-	2,720
Jumper Unit 1	3.9	0.24	10.49	0.658	16	4.17	-	-	30	-
Jumper Unit 2	6.1	0.38	16.27	1.01	16	2.63	-	-	40	-
Jumper Unit 3	6.1	0.38	16.27	1.01	16	2.63	-	-	40	-
Jumper Unit 4	8.2	0.5	22.00	1.375	16	2.00	-	-	60	-
Wall Standard Bundle:	24.30	-	130.2	-	128	-	8	-	-	1,990
Standard Unit 1	3.9	0.12	20.99	0.656	32	8.33	-	-	9.4	-
Standard Unit 2	6.1	0.19	32.54	1.017	32	5.26	-	-	14.7	-
Standard Unit 3	6.1	0.19	32.54	1.017	32	5.26	-	-	14.7	-
Standard Unit 4	8.2	0.25	44.61	1.394	32	4.00	-	-	14.7	-
Pillar Unit - 20" x 20"	-	-	-	-	8	-	-	-	125	1,000

Notes: **Sold in full bundles only.** Rivercrest is recommended for walls under 2ft. Ideal for straight or curved walls, seat walls, pillars, tree rings, planters, firepits and grill islands. Integrated connectors require no pins or clips. Minimum radius using equal amounts of each unit is 1.25m / 4.1ft. Using only unit 1 & 3 a 1.055m / 3.5ft radius can be achieved. For more information, please consult the Rivercrest installation booklet.

Unilock, through Risi Stone Systems International, can provide preliminary site engineering for most commercial projects. Soils information, site drawings, and loading requirements are some of the information details required in order to provide this preliminary site engineering. Contact your local Unilock representative for details. Retaining wall engineering software is also available free of charge at www.unilock.com.

Internal Use Only. RVC ON

ROMAN WALL®



ALMOND GROVE



GRANITE



SIERRA



TAPERED
8" x 6" x 12"
20cm x 15cm x 30cm




1 1/2 UNIT
12" x 6" x 10"
30cm x 15cm x 25cm



1/2 UNIT
4" x 6" x 12"
10cm x 15cm x 30cm



CORNER
12" x 6" x 8"
30cm x 15cm x 20cm



ROMAN CAP
9 3/4" x 3 1/3" x 13"
25cm x 8.5cm x 33cm




Stones & Bundling	Face Feet Per		Linear Feet Per		Units Per		Per Bundle		Lbs Per	
	Bundle	Unit	Bundle	Unit	Bundle	Face Feet	Layers	Sections	Unit	Bundle
Corner - LAYERED*	20.00	0.833	-	-	24	1.20	3		44	1,073
1/2 Unit	20.00	0.167	-	-	120	6.00		4	24	2,880
1 1/2 Unit	20.00	0.556	-	-	36	1.80		3	65	2,340
Tapered	20.00	0.333	-	-	60	3.00		4	48	2,880
Roman Cap - LAYERED*	64.00	0.667	60.00	0.625	96	1.50	8		27	2,210

Notes: Maximum height: 36" (under optimum conditions). Higher walls can be achieved using geogrid reinforcement. Tapered units allow for a minimum 5' radius. Corners are rammed/layered.

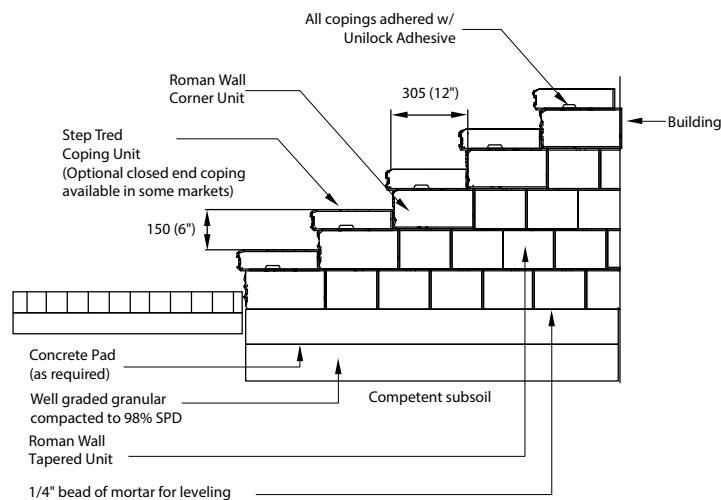
Unilock, through Risi Stone Systems International, can provide preliminary site engineering for most commercial projects. Soils information, site drawings, and loading requirements are some of the information details required in order to provide this preliminary site engineering. Contact your local Unilock representative for details. Retaining wall engineering software is also available free of charge at www.unilock.com.

Internal Use Only. RWL NE



ROMAN WALL® 3 SIZE LAYING PATTERN

Tapered units - 41% of the face area OR 43% of the number of units
1 1/2 units - 47% of the face area OR 32% of the number of units
Half units - 12% of the face area OR 25% of the number of units



Note: Poor site conditions can affect the stability of the structure. Consult a qualified professional engineer to determine site specific construction details.



SIERRA




NATURAL



GRANITE **


** AVAILABLE IN
48" COPING ONLY



STANDARD 925
39" x 7 1/4" x 36 1/2"
100cm x 18.5cm
x 92.5cm
SPECIAL ORDER



STANDARD 500
39" x 7 1/4" x 20"
100cm x 18.5cm
x 50cm



STANDARD 333
39" x 7 1/4" x 13 1/2"
100cm x 18.5cm
x 33cm



CORNER 90° (left & right)
36 1/2" x 7 1/4" x 20"
92.5cm x 18.5cm
x 50cm



CORNER 45° (left & right)
43 1/3" x 7 1/4" x 20"
110cm x 18.5cm x 50cm
SPECIAL ORDER



COPING
39" x 7 1/4" x 20"
100cm x 18.5cm
x 50cm



CLOSED-END COPING **
48" x 7 1/4" x 20"
120cm x 18.5cm
x 50cm

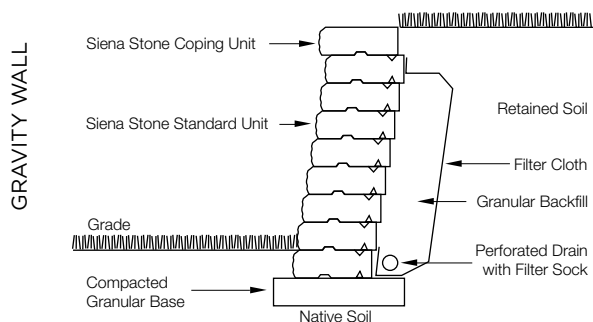


Stones & Bundling	Face Feet Per		Linear Feet Per		Units Per		Per Bundle		Lbs Per	
	Bundle	Unit	Bundle	Unit	Bundle	Face Feet	Layers	Sections	Unit	Bundle
Coping Closed End 48"	14.49	2,415	24.00	4,000	6	0.41		3	570	3,420
Coping 39" (single unit)	12.00	2,000	19.50	3,250	6	0.50		3	463	2,780
Corner 90° (single unit)	17.19	2,865	-	-	6	0.35		3	477	2,862
Wall 333 (single unit)	18.00	2,000	-	-	9	0.50		3	318	2,862
Wall 500 - 39" (single unit)	12.00	2,000	-	-	6	0.50		3	477	2,862
Wall 925 - 39" (single unit)	6.00	2,000	-	-	3	0.50		3		2,862

Notes: Full product line is available only in Natural. **Closed-end 48" coping only: Brown, Granite, Natural

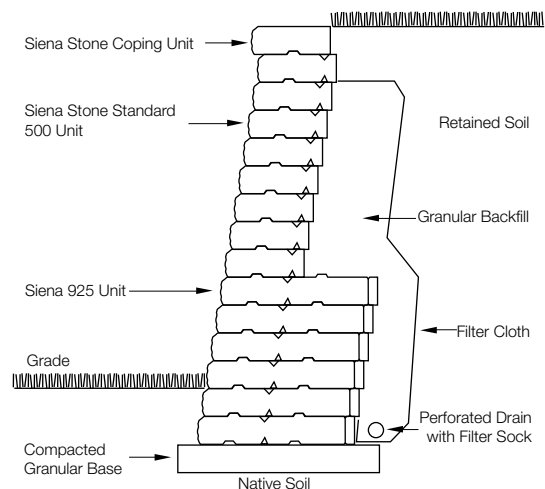
*Special Order for Standard 925, and Corner units (45°). Lead Time Required. Minimum quantities apply. Siena Standard 500, Corner, and Coping are available in Natural as a regularly stocked item. Closed-end coping units can be used to construct steps. Custom color available (minimums apply). All measurements are nominal. Unilock, through Risi Stone Systems International, can provide preliminary site engineering for most commercial projects. Soils information, site drawings, and loading requirements are some of the information details required in order to provide you preliminary site engineering. Contact your local Unilock Representative for details. Retaining wall engineering software is also available free of charge from www.unilock.com.

Internal Use Only. SST_NE, SST_CECOP_ON



Cross sections are examples, and must not be used for construction.

GRAVITY 500 AND 925 WALL



Cross sections are examples, and must not be used for construction.

UNILOCK ELEMENTS



TUSCANY Fireplace with Water Feature
(Sierra with Copthorne)



BARCELONA Fireplace with Water Feature
(Almond Grove with Richcliff*)

Please note that all Elements products are Special Order and require lead time.



TUSCANY Kitchen with Grill Island (Sierra with Copthorne*)



FIREPLACE

Two piece set (base and chimney), comes with stainless fire box, pipe, and metal termination cap. (Upgraded termination cap available.) 5620 lbs.



WOOD BOXES

Sold as a set of two and flank either side of the gas or standard fireplace. 3750 lbs per set.



HEARTH

Hearth with gentle curved front. 1025 lbs.



GRILL ISLAND

Grill Island sold without grills and doors. Call Unilock for grill options. 3800 lbs

All Unilock Elements are available in TUSCANY or BARCELONA Styles with the custom accents seen below.

CUSTOM ACCENTS



Copthorne*



Courtstone*



Richcliff



Umbriano*

BRUSSELS DIMENSIONAL SYSTEM™

FIRE PIT



ALMOND GROVE



LIMESTONE



SIERRA



Includes all components and fire ring.
INSERTS ARE ALSO AVAILABLE SEPARATELY.
Accents may not be available in all markets.

ROMANSTACK®

FIRE PIT



ALMOND GROVE



GRANITE



SIERRA



SUNSET FIRE PIT



ALMOND GROVE



LIMESTONE



SIERRA



RIVERCREST® FIRE PIT



BUFF



COASTAL SLATE



Firepit grill is included and fits securely into the firepit.

ACCESSORIES

CLEANERS



TECHNISEAL® PROFESSIONAL GRADE OIL/GREASE REMOVER

Description: Professional Grade Oil & Grease Remover is an industrial strength petroleum-based product remover. It lifts and absorbs embedded oil and grease stains as it dries from a liquid to a powder. Specially formulated for concrete pavers, slabs and walls, natural stone, poured or stamped concrete, etc., Professional Grade Oil & Grease Remover works without damaging or discoloring the material and is easy to use. Packaging 1 quart container
Note: Carefully read all instructions and safety information on product label prior to application. For **additional safety information**, see MSDS.



UNICARE® EFFLORESCENCE REMOVER

Description: Unicare™ Paver Cleaner is specially formulated to dissolve efflorescence (whitish salt deposit) and remove ground-in dirt on paving stones and concrete, without discoloring or damaging surfaces. It cleans evenly, and enables the sealant to better penetrate the material to be treated.

Packaging 1 gallon • Box of 4 x 1 US gallon

Note: Carefully read all instructions and safety information on product label prior to application. For additional safety information, see MSDS.



TECHNISEAL SR SLURRY REMOVER FOR PAVERS AND SLABS

Description: This is the most effective product available for removing cement slurry and polymeric sand haze on concrete or clay pavers and slabs. 1 gallon of concentrated product cleans up to 600 sq.ft. Coverage will depend on surface condition and product dilution.

Packaging 1 gallon • Box of 4 x 1 US gallon

Note: Carefully read all instructions and safety information on product label prior to application. For additional safety information, see MSDS.

SEALERS



UNICARE® AUTHENTIC LOOK WATER-BASED SEALER - MATTE FINISH

Description: Unicare™ WB Paver Sealant for paving stones is a thermoplastic acrylic emulsion. Whitish in color in liquid state, it becomes clear when dry. Since it contains very little solvent, it does not emit unpleasant odors and, therefore, is ideal for interior applications. It gives a satin finish which does not affect the original color of the concrete surface. Sealers facilitate maintenance by reducing oil and dirt penetration. Neither Unicare™ sealer will peel, discolor, or make the pavement slippery. They resist calcium and sea-salt, and wear evenly.

Packaging: 1 and 5 gallon available

Note: Carefully read all instructions and safety information on product label prior to application. For additional safety information, see MSDS.



BP PRO ENHANCING STABILIZING SEALER

Description: BP Pro Enhancing Stabilizing Sealer is designed specifically for use on block paving to stabilize joint sand and seal the paver surface. It is a water-based single component polymer that penetrates into the pores and seals the surface with a coating that gives you a semi-gloss finish. A green product that is solvent free and environmentally friendly, it is VOC, EPA, OSHA and FDA compliant. It is non-hazardous and non-toxic and can be used indoors and outdoors on new and existing projects. It can be applied immediately after completion, as it will not trap efflorescence and whiten. Easy to install and offering increased stain protection, it also reduces the formation of efflorescence.

Packaging: 1 and 5 gallon available

Note: Carefully read all instructions and safety information on product label prior to application. For additional safety information, see MSDS.



BP NATURAL STABILIZING SEALER

Description: BP Natural Stabilizing Sealer is designed specifically for use on block paving to stabilize joint sand and seal the paver surface. It is a water-based single component polymer that penetrates into the pores and seals the surface with a coating that gives you a natural looking sheen. A green product that is solvent free and environmentally friendly, it is VOC, EPA, OSHA and FDA compliant. It is non-hazardous and non-toxic and can be used indoors and outdoors on new and existing projects. It can be applied immediately after completion, as it will not trap efflorescence and whiten. Easy to install and offering increased stain protection, it also reduces the formation of efflorescence.

Packaging: 1 and 5 gallon available

Note: Carefully read all instructions and safety information on product label prior to application. For additional safety information, see MSDS.

SEALERS (Continued)



BP PRO WET LOOK JOINT STABILIZING SEALER

Designed specifically for use on block paving to seal the paver surface and fuse the joint sand. It is a solvent-based single component polymer that creates a semi-gloss finish. It has the consistency of a light oil and is clear in appearance. It has a strong odor when in its liquid state and dries to a transparent semi-gloss finish with a darkened wet look. It can be used outdoors on new and existing projects because it is UV stable. WetLook Stabilizing Sealer can be applied immediately because it is breathable and does not trap moisture and it has outstanding coverage. The product is easy to install and offers great stain and environment protection. Cured product is heat and freeze resistant.

Packaging:

- 1 gallon container
- 36 cases per skid (of 1 gal)
- 55 gallon container (4 per skid)
- Box of 4 x 1 gallon containers (4 x 1 US gal)
- 5 gallon pail (36 per skid)
- 50-125 sq.ft. coverage per gallon (approx.)*

ADHESIVES



UNILOCK CONCRETE ADHESIVE

10 oz. Caulk Tube: 20' at 1/4" Bead (Case of 12) 28 oz. Caulk Tube: 50' at 1/4" Bead (Case of 12)
Ideal for step veneering and retaining wall cap securement.

SPECIFICATIONS - (Conforms to UN-STD. 1804, ASTM 2339-70 & FHA UM-60)

Color: Natural Sand Color Viscosity: Smooth Easy Gun Grade Mastic
CLEANUP: Use mineral spirits or chlorinated solvents - read solvent supplier's caution notes for use of this product.
STORAGE: Store in cool place, rotate stock. Keep at 70°F for 24 hours before use in cold weather. Store cartridges upright. Product does not have a flash point after it dries.



POLYBIND XP (Xtra Performance) LOW VOC ADHESIVE

10 oz. Tube: (12/Case) (90 cs/skid) 28 oz. Tube: (12/Case)(60 cs/skid)

SPECIFICATIONS - (Exceeds ASTM D3498 and ASTM C557)

One of the strongest polyurethane adhesives on the market, it strongly adheres to concrete pavers, stones, retaining wall, masonry units & bricks. It is especially formulated for overlays, pool copings, steps & wall caps. Polybind Bond Xtra Performance Low VOC Polyurethane Adhesive is designed to provide a permanent bond in 24 hours to the above materials if properly installed. Drying times vary depending on factors such as humidity, porosity, temperature and materials bonded together. VOC compliant / Low odor / Non-shrinking / Fast curing. Environmentally friendly, Safe to use indoors or outdoors.

SANDS



EASY PRO™

Ultimate Paving Stone Joint Compound

Designed for installation in light rain or sun with a surface temperature above 32°F, this pre-mixed epoxy resin product is ideal for residential driveways, patios, pool decks and walkways.

Features: Vacuum packed, pre-mixed and ready to use, eco-friendly (60% renewable products), no haze formulation, for joint widths starting from 1/8" wide 1 1/4" deep.

Colors: Tan, Black & Grey 50 lb container - premixed, 36/skid

Coverage: Approximately 75 sq. ft. /container Coverage will vary depending on the type/size of stone used.

STORAGE: Open product good for 30 days when covered with water.

Note: This product is not suitable for use with Il Campo®, Series 3000®, and Unigranite®.



POLYMERIC PLUS (RG+) SAND For Standard Joints

A special mix of graded sand and binder specifically formulated for achieving optimum lock-up of pavers or slabs by filling the joints between them. Unlike regular sweeping jointing sand, Polymeric Sand resists insect penetration, weed growth, and erosion. New formulation with half hour setting time.

50 lb/bag, 56 Bags/Skid (2860lbs/skid) Available Colors: Grey and Tan

Coverage: Approx. 75 sq. ft. /bag Coverage will vary depending on the type/size of stone used.

Note: This product is recommended with extra care for use with Copthorne®, Courtstone®, Richcliff®, Town Hall™ and Umbriano® products. Umbriano must have the surface cleaned with a foam squeegee post installation. This product is not suitable for use with Il Campo®, Series 3000®, and Unigranite®.



SABLE MARCO EV EVOLUTION

EV EVOLUTION polymeric sand is a specially formulated high performance mix of graded sand and binding agent to fill pavers joints. Its superior performance and durability is ideal for the installation of pavers or slabs as well as replacing existing joints on sidewalks, patios, sloped driveways or walkways. It will remain stable and flexible and maintain its flexibility and durability in the most extreme weather conditions. Three natural Colors: grey, beige & black (contains no pigment or dyes).

50 lb bags 63 bags per skid, 3150 lbs/skid

Coverage: Approximately 120 sq. ft. /container Coverage will vary depending on the type/size of stone used.

Note: Extra care must be exercised when using on Courtstone, Copthorne, Richcliff and Town Hall. This product is not recommended for Il Campo®, Series 3000® or Umbriano®.



TECHNISEAL® HP NEXTGEL POLYMERIC SAND

Designed for paver joints up to a maximum of 1 inch.

This paver sand is a high-performance polymer sand - it is the ideal product for heavy traffic and wet areas. Weeds and insects in paver joints is part of the past with this high-end product. This polymer sand is a mixture of graded sand (ASTM C144) and binder. It penetrates easily into joints, ensuring a fast and efficient jointing solution. This easy to use jointing sand will start to harden in minutes after water activation, and it quickly becomes resistant to erosion caused by water (rain, sprinklers and spray).

Packaging: • 50 lb bag

• 65-85 sq.ft. coverage per bag for narrow joints, larger joints will require more sand • 56 bags per skid

Sands	SAND RECOMMENDATIONS BY PRODUCT	
	Unicare® Plus Polymeric Sand	Easy Pro™
PAVER TYPE	For joints up to 1" May be sealed. Available in Tan or Grey Binding sand	For joints greater than 1/8". Permeable. Available in Grey, Tan and Black
Copthorne®	✓+	✓
Courtstone®	✓+	✓
Il Campo®	N/R	N/R
Richcliff®	✓+	✓
Series 3000®	N/R	N/R
Town Hall™	✓+	✓
Umbriano®	✓+	N/R
Tumbled Pavers	✓	N/R
Standard Pavers	✓	✓

N/R - Not Recommended

✓ - Recommended

✓+ - Recommended with Extra Care (contact your Territory Manager for more information)

IMPORTANT NOTICE

1. **DO NOT USE** Polymeric Jointing Sand on the following products: Series 3000® Il Campo®

If joint stabilization is required, use ordinary jointing sand and apply a stabilizing sealer. **Contact your local Unilock office for recommended sealants and application specifics.**

2. **EXTRA CARE** must be exercised when using Polymeric Sand on the following products:

Courtstone®

Copthorne®

Richcliff®

Town Hall®

Umbriano®

Unilock's Polymeric Jointing Sand can be used on these products but the fine polymers and binders in Unilock Polymeric Jointing Sand have a natural tendency to adhere to the surface and therefore extra diligence must be taken to pre-clean the surface prior to "wetting the sand in" and squeegee off the surface post application. Failure to do so will result in a "whitish haze" on the surface that is difficult to remove.

3. **IMPORTANT COMPACTION NOTICE:** Always pre-compact the pavers WITHOUT SAND IN THE JOINTS. This will facilitate proper leveling. Polymeric sand can then be swept into the joints. *Always use a compactor with a protective membrane attached to the bottom of the plate.*

Unilock Polymeric Jointing Sand, cleaners and sealers, must always be applied by a trained and experienced professional. Contact your local Unilock office for training and the most up-to-date best practices.

NOTICE: Unilock does not accept any responsibility for damage to the surface caused by the improper application and use of Unilock polymeric sand, sealers or cleaners.



GEOGRID AND FABRICS

Strata 150 - 22.22 sq. yds/roll

Strata 200 - 200 sq. yds/roll

Filter Fabric - 6.25' x 360'; 250 sq yds/roll



LANDSCAPE SPIKES

50lb case

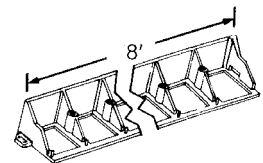
EDGE RESTRAINTS



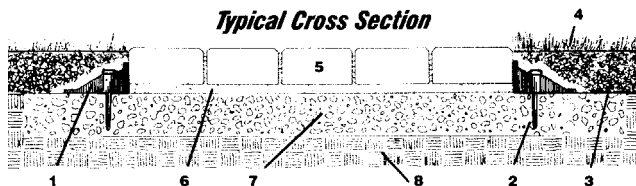
SNAPEDGE - ONE-PIECE EDGING THAT DOES IT ALL! NOW ALSO AVAILABLE IN LOW PROFILE

- Built-in connection fastens one piece to the next
- Unique Snip & Flex feature speeds installation of curves and corners without planning
- One Piece can be used for straight or curved installations.
- Spike bosses every 4" on center. Recommended spike spacing is 1 spike every foot for driveways and 1 spike every 16" for patios and walkways
- Open base design promotes root system development and growth right through the base further strengthening the installation
- Low Profile is engineered for natural stone, cast stone, slabs and pavers less than 2" high

8' (96") length pcs.
 Pieces per Pallet: 672 (5,376 ln. ft.)
 Pieces per Bundle: 24 (192 ln. ft.)
 Bundles per Pallet: 28
 Pallet Weight: 1612 lbs.
 Pallet Size: 98" l x 48"w x 50" h
 Unit Height: 1 7/8"



1. SnapEdge
2. 10" Spiral Spike
3. Soil
4. Turf



5. Sand Jointed Paver
6. Sand Jetting Course
7. Aggregate Base
8. Compacted Subgrade



GATOR EDGE RIGID

Gator Edge Rigid is made with 100% Polypropylene Co-Polymer. This will give it great strength as well as providing greater flexibility. Rigid can be locked together with the "Twist & Lock" connection system.

Strong Lateral Support

A triangular angle at all key points has been engineered to provide a strong lateral support, essential for the load transfer on the paving units. The Rigid model can be modified into a Flex by simply cutting the connector between each triangular angle.

- 1 piece = 8 linear feet
- 1 mini-pack = 6 pieces = 48 linear feet

- 1 master-pack = 4 mini-packs = 192 linear feet
- 1 pallet = 28 master packs = 5,376 linear feet

PAVER PLACER™



PAVER PLACER™ Vacuum Clamp from Pavemor™

One and two man models.

Operates with contractors compressor.

Cuts installation time by 1/3 or more.

Fewer injuries.

• One man vacuum lifts 50lbs*


• Two man vacuum lifts 225lbs*

*Results vary depending on the strength of the compressor being used.

LIGHTING SYSTEMS



NighTec® paver during daytime.



NighTec® paver during night time.

NIGHTEC®

Night-lighting concrete blocks easily illuminate dark, hazardous areas or add an attractive accent to any landscape. The effect of noctilucent lighting is that of "phosphorescence". With phosphorescence, the luminescent materials charge themselves in UV- or black light and then illuminate in the dark. This effect is often called "glow in the dark". NighTec luminescent materials do not contain any phosphorous. Color: Aqua Size: 10cm x 10cm x 8cm

- Uses no electricity
- No special tools for installation required
- Charged by natural light
- Safe for use with polymeric sand, sealers and cleaners.
- Night-lighting crystals inseparably fused to stone
- Non-radioactive
- Non-poisonous
- Lighting period of up to 10 hours



Skyfuel 2" GF unit



Skyfuel 2" GF unit (solar charged) placed in to a paving stone.

SOLARCAP LIGHTS BY SKYFUEL

SolarCap™ lights can be installed anywhere. Installation itself is very easy. Different from 12V low voltage and 110V or 120V lighting which requires wiring, conduit, breakers, switches, timers and a monthly electricity charge. SolarCap lights can be placed anywhere you want without the range and economic constraints of wire. When it is installed in a sidewalk, patio, fountain, stairway, boardwalk, pool deck, building exterior, driveway, or garden path, it not only beautifies the landscape but also safely acts as a guide for pedestrian or vehicular traffic.

Colors: white and blue Size: 2" (5cm) Diameter x 1.25" (3cm) High

- Semi-permanent life
- 100,000 charge/discharge cycles
- No degradation of energy storage on performance
- Easy installation anywhere
- Horizontal or vertical placement
- Withstands vehicle loads as large as semi trucks and trailers
- Charging time 5 hours (sunny) to 8-15 hours (cloudy or rainy)
- Non-contaminating materials
- No electric leakage
- Water-proof structure
- Automatic on/off
- 40C to +75C (-40F to +158F) operating temperature range

SPECIAL ORDER TOOLS AND ACCESSORIES

Paver Extractor
 Paver Adjuster
 Paver Cart
 Paver Persuader
 Sand Pull
 Sand Pull Pro
 Screed Board
 EDCO Masonry Saw
 Diamond Blades
 Paver Guillotine
 Wall Guillotine
 Paver Scribe
 Quick Draw
 Paver Square
 Mammoth Mite 110V

Neoprene Compactor Pad
 Bison Pedestal Systems
 AWS Pedestal Systems
 Granite 1/4" Chip Supersack
 SEK Permeable Edge Restraint
 Permaloc Permeable Edge Restraint
 Strata Sleeve-It
 Geo Block 2
 Assorted Filter Fabrics
 Rompox Flexible Jointing Mortars
 Might Tee Level
 Permeable Paver Spacers
 Foam Slotted Roller
 Unilyft

BASE THICKNESS CHART (GENERAL)

APPLICATION	GRAVEL BASE	BEDDING COURSE	BACKFILL WIDTH (WALLS ONLY)
PATIOS, WALKWAYS, POOL DECKS	4" - 6" (10cm-15cm)	1" (2.5cm)	
DRIVEWAYS	8" - 12" (20cm - 30cm)	1" (2.5cm)	
STEPS, PLANTERS, RAISED PATIO	6" (15cm)	0 - 1/8" (0cm - 0.3cm)	8" - 12" (20cm - 30cm)
RETAINING WALLS UNDER 18" (45cm)	6" (15cm)	0 - 1/8" (0cm - 0.3cm)	12" (30cm)
RETAINING WALLS OVER 18" (45cm)	6" (15cm)	0 - 1/8" (0cm - 0.3cm)	16" (50cm)

Soil condition - In areas with poor soil conditions, (eg., heavy clay, disturbed soils) increase the depth of the base to provide more stability. Where poor **soil conditions** exist it may be advisable to contact an engineer when constructing a retaining wall in excess of 24" in height.

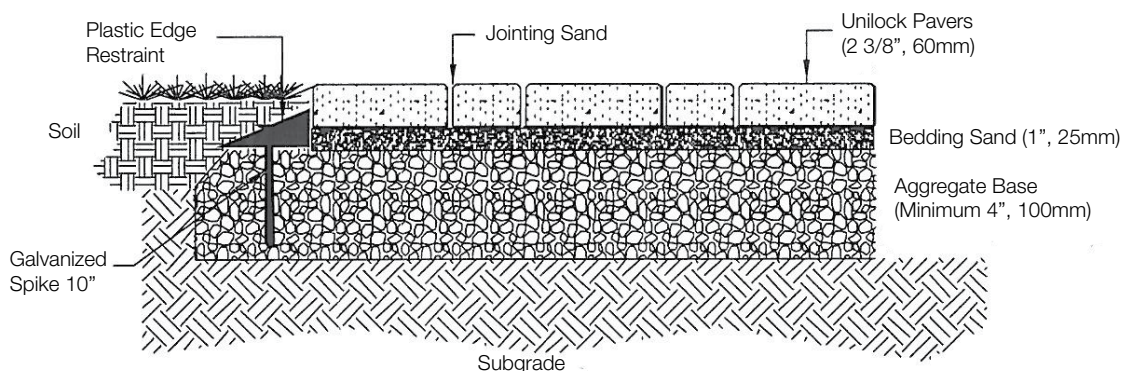
Area = (Length) x (Width)

Area of a Circle = $3.14 \times (\text{Radius}) \times (\text{Radius})$
 Area of a Half Circle = $1.57 \times (\text{Radius}) \times (\text{Radius})$
 Area of a Quarter Circle = $.78 \times (\text{Radius}) \times (\text{Radius})$
 Area of a Triangle = $(1/2 \text{ Base}) \times (\text{Height})$
 Perimeter of a Circle = $6.28 \times (\text{Radius})$
 Perimeter of a Half Circle = $3.14 \times (\text{Radius})$
 Perimeter of a Quarter Circle = $1.57 \times (\text{Radius})$

Metric Equivalents

1 inch = 2.5400 centimeters
 1 foot = 0.3048 meter
 1 yard = 0.9144 meter
 1 sq. foot = 929.030 sq.centimeters
 1 sq. meter = 1.196 sq. yards
 27 cu feet = 1 cu. yard
 1 centimeter = 0.3937 inch
 1 meter = 39.3701 inches

TYPICAL PAVER CROSS SECTION



IMPORTANT NOTES

UNILOCK PAVER PATTERNS

This Product Data Guide contains an extensive reference to patterns and designs. The purpose of these pattern swatches is to help the designer plan unique and exceptional designs. The percentages of products shown are based on the pattern and not on bundle configurations. In fact, there may be situations in which a pattern has been created with one particular size of stone, but that stone only comes packaged with two other sizes. This means that the designer will have to plan how the other components are used in the overall plan. This is usually accomplished by adding a border or an accent. As a result, overages or shortages may occur in certain patterns. The designer and/or installer of Unilock products accepts all responsibility for design and all associated costs incurred as a result of applying any of Unilock's suggested design patterns in a project. Please plan your project and review your order carefully prior to ordering.

TRANSFERABLE LIFETIME GUARANTEE

Unilock provides a Transferable Lifetime Guarantee* on the structural integrity of our paving stones, slabs and retaining wall units to the original purchaser of the product for residential use. Any materials installed and maintained to our guidelines, and subject to normal wear, that prove defective, will be replaced without cost. Color matching cannot be guaranteed and replacement labor is not included. Proof of purchase is required.

Excessive defective material (over the industry accepted normal of 2% for non-tumbled unit pavers) delivered to the purchaser will be replaced free of charge if a written claim is made within 5 days of delivery from the manufacturer. Such claims will not constitute reason for delaying payment. All goods shall be deemed accepted if completely installed. Inspect concrete products prior to opening bundle packaging to ensure that shape and color are as ordered. Unsatisfactory material must be available for inspection by Unilock to entitle the purchaser to any adjustment or credit. Inspect all concrete units during installation and set aside any which are chipped or cracked to use for any cut pieces required. The color of concrete products may vary significantly between production lots. Always install concrete units from several bundles simultaneously to ensure proper distribution of color. Prior to final compaction, inspect installed pavers for good color distribution. Relocate certain pavers, if necessary, to achieve desired color blend. **Textured pavers and slabs require a buffer between the plate compactor and the paver surface to prevent scuffing.**

*Transferable Lifetime Guarantee: Register your project within 60 days of your dated proof of purchase to ensure your Unilock Guarantee is fully transferable! Simply go online at unilock.com and follow instructions. Once processed, you will receive an original Transferable Warranty Certificate for your records.

PRODUCT HANDLING WARNING

Bundle Straps Under Tension - Use extreme caution when removing or handling straps. Always wear gloves, goggles, safety footwear, and protective clothing when removing or handling straps. Failure to do so may result in serious bodily injury or loss of sight. Cut all concrete products only in well ventilated areas. Inhalation of dust is a serious health risk. A "NIOSH" (US) or a "CSA" (CDN) approved respirator, safety goggles, hearing protectors, and gloves must be worn at all times. Always "wet-cut" or "wet grind" concrete products to minimize dust. Do not stack bundled concrete products higher than 2 bundles high. Contents of the bundle may be unstable and subject to topple when stacked. Always use extreme caution and appropriate equipment when transporting or storing bundled concrete products. Failure to do so may result in serious bodily injury or death. Always obey gross vehicle weight (GVW) loading limitations and regulations.

Hazard Rating: Fire 0, Health 1, Reactivity 0. See MSDS Concrete Masonry (Pavers). Contact Unilock for complete sheet or view safety information at www.unilock.com.

Unilock assumes no liability or responsibility for loss or damage, resulting from the improper use or handling of our products, or from failure to follow instructions, warnings, and/or advisories on the product label, and on the MSDS sheet.

TRADEMARK AND LEGAL INFORMATION

Umbriano® is a trademark of Metten Stein + Design GmbH & Co KG used under license by Unilock.

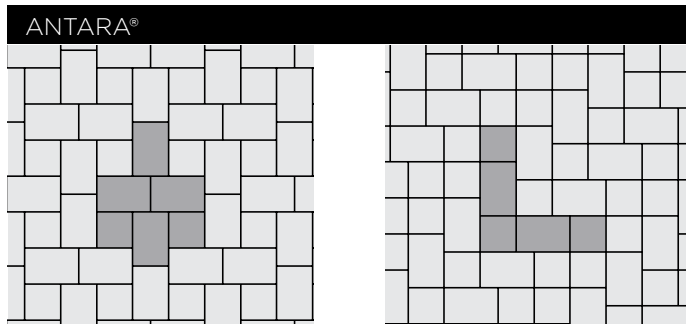
Unilock Ltd. and Hengestone Holdings, Inc. are the owners or authorized users of all trademarks used in this publication unless otherwise specified.

Measurements throughout this portfolio are nominal.

*Colors shown in this catalog should be used only as a guide. Colors should always be chosen from actual samples. Contact your local Unilock representative for color availability in your area.

Not all products shown are available at all Unilock locations. Log on to www.unilock.com for availability.

LAYING PATTERNS

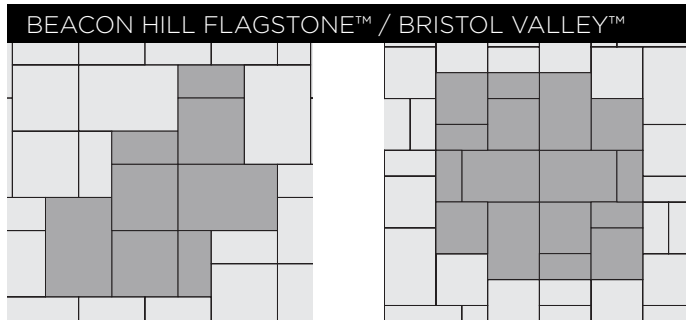


Antara E - 75% Large Rectangle, 25% Square

Antara G - 50% Large Rectangle, 50% Square

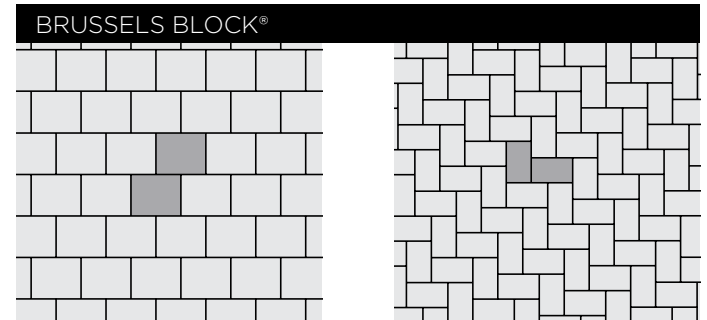


Artline A



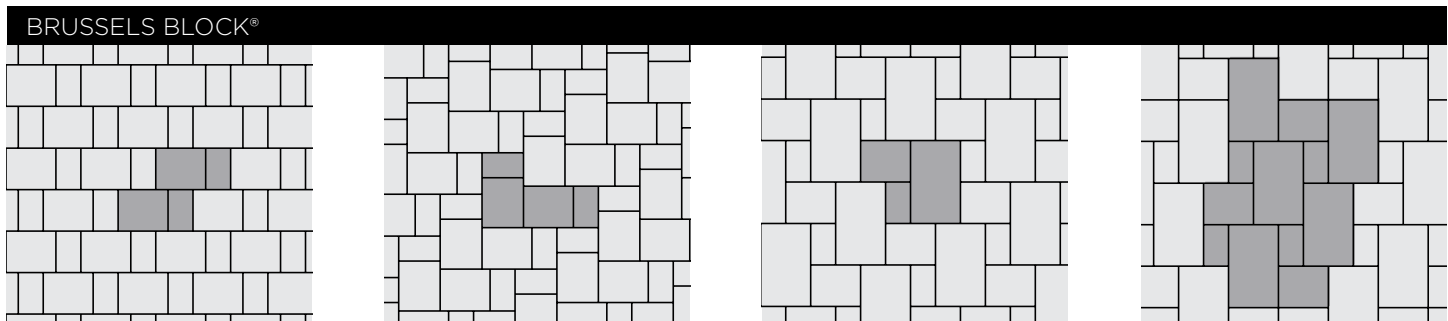
BHF A - 40% Large Rectangle, 40% Square, 20% Small Rectangle

BHF B - 40% Large Rectangle, 40% Square, 20% Small Rectangle



Brussels B - 100% Standard

Brussels E - 100% Half Stone

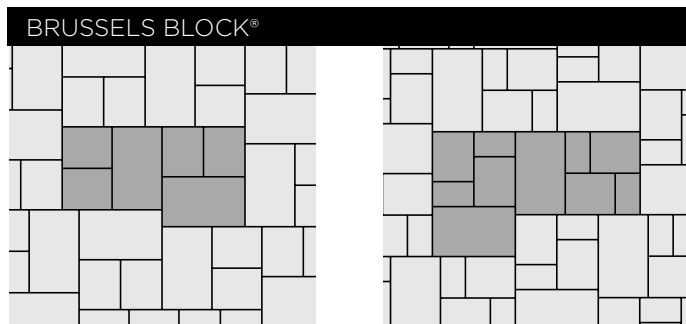


Brussels H - 67% Standard, 33% Half Stone

Brussels P - 67% Standard, 33% Half Stone


Brussels Y - 57% XL, 29% Standard, 14% Half

Brussels Z - 67% XL, 20% Standard, 13% Half



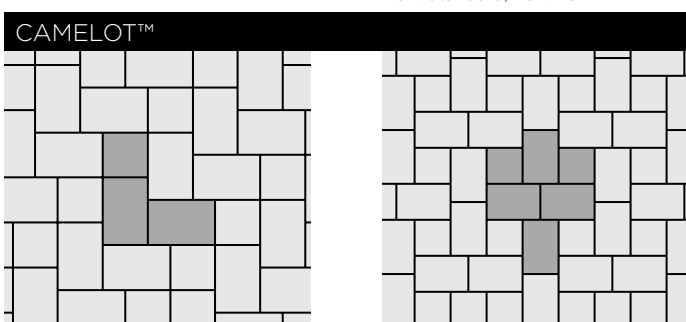
Brussels AC - 50% XL, 50% Standard

Brussels AF - 40% XL, 40% Standard, 20% Half




Cophorne A - 100% Standard

Cophorne B - 100% Standard

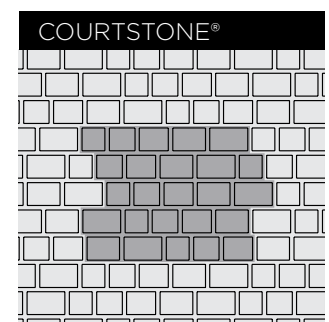


Camelot F - 75% Large Rectangle, 25% Square

Camelot L - 75% Large Rectangle, 25% Square

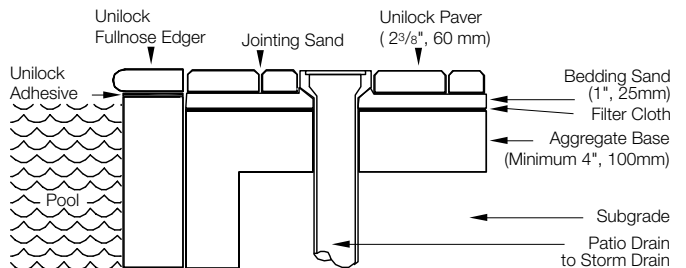


Cassova B - 100% Standard




Crt A - 16% Square, 18% Sm.Rec., 19% Rec., 22% Lg.Rec., 25% XLRec.


FULLNOSE EDGER™



HOLLANDSTONE™

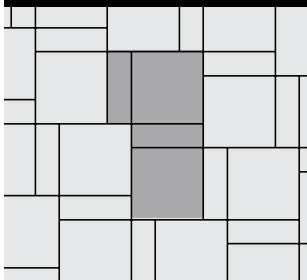


Hollandstone C - 100% Standard



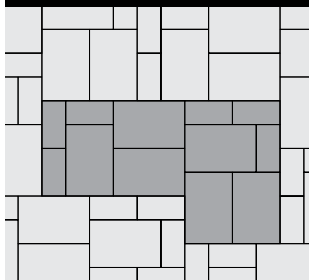
Hollandstone D - 100% Standard

IL CAMPO®

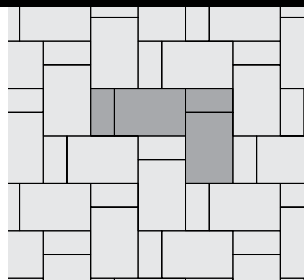


Il Campo F - 75% 12"x12",
25% 4"x12"

NORTHSHORE™




Northshore A - 75% Large Rec.,
25% Small Rec.




Northshore B - 75% Large Rec., 25%
Small Rec.

RICHCLIFF®



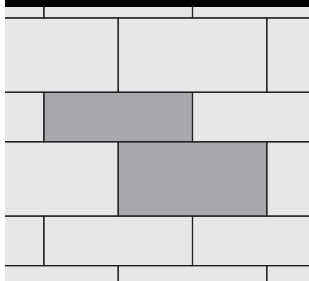
Richcliff A - 100% Random

RICHCLIFF®



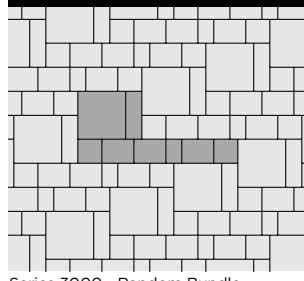
Richcliff B - 100% Random

RICHCLIFF® XL

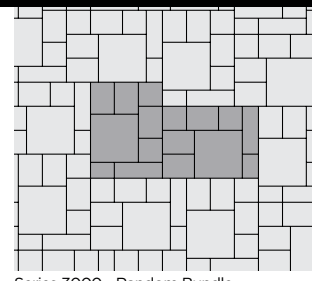


Richcliff XL A - 40% 12" x 36",
60% 18" x 36"

SERIES 3000® Random




Series 3000 - Random Bundle




Series 3000 - Random Bundle

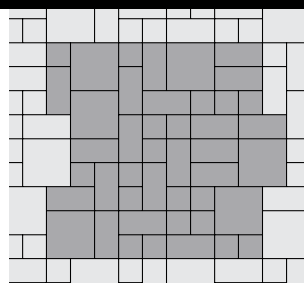
SERIES 3000®




Series 3000 F - 57% 12"x12",
14% 6"x6", 29% 6"x12"



Series 3000 G - 67% 12"x12",
11% 6"x6", 22% 6"x12"




Series 3000 J - 29% 12"x12",
24% 6"x6", 47% 6"x12"




Series 3000 K - 50% 12"x12",
50% 6"x12"

THORNBURY™




Thornbury A - 49% Large Rec.,
34% Medium Rec., 17% Small Rec.

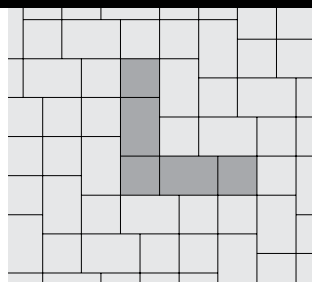


Thornbury B - 49% Large Rec.,
34% Medium Rec., 17% Small Rec.

TRANSITION™

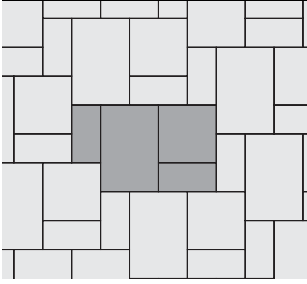


Transition L - 75% Large Rec.,
25% Square

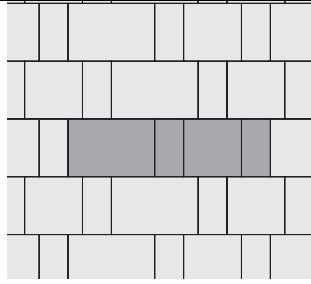


Transition K - 67% Large Rec.,
33% Square

TREO™ CLASSIC

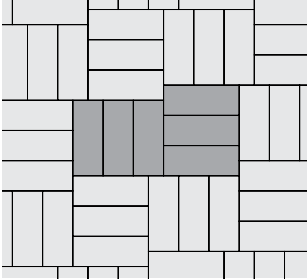


Treo A - 100% Standard




Treo B - 100% Standard


TOWN HALL™



Town Hall A - 100% Standard




Town Hall B - 100% Standard




Town Hall C - 100% Standard


UMBRIANO®




Umbriano A - 57% 16"x16",
29% 16"x8", 14% 8"x8"



Umbriano B - 67% 16"x16",
22% 16"x8", 11% 8"x8"




Umbriano C - 54% 16"x16",
37% 8"x16", 9% 8"x8"



Random Bundle A - 40% Large Rectangle,
40% Square, 20% Small Rectangle

FINISHES



BRUSHED



COBBLESTONE



WEATHERED



DIMPLED AND WEATHERED



FLAGSTONE




SMOOTH



WASHED



SMOOTH - ZERO BEVEL



SPLIT



TIMEWORN



SPLIT AND WEATHERED



STANDARD

COLOR BLEND DESCRIPTIONS

COLOR NAME	DESCRIPTION	COLOR NAME	DESCRIPTION
Autumn Sunset	Brown Flake	Heritage Red	Burgundy Red and Basalt
Basalt	Blue-Black	Ice Grey	Grey and White
Bavarian Blend	White, Buff and Charcoal	Limestone	Light Grey
Black Granite	Black Granite and Charcoal	Mediterranean	Red, Buff and Beige
Castano	Dark Brown and Burnt Brown blend	Midnight Sky	Charcoal and Black Flake
Coastal Slate	Grey and Tan	Nuvola	Dark Charcoal and Light Grey
Coffee Creek	Buff, Charcoal, Mauve	Pebble Taupe	Tan and Brown
Crema	Cream and Buff	Rustic Red	Red and Charcoal
Crystal Rose	Light Charcoal, Fine Rose Quartz, Black	Sandstone	Light Buff
	Granite and Black Metallic	Sierra	Buff, Charcoal and Brown
Dawn Mist	Grey and Tan	Summer Wheat	Cream White with Pale Yellow & Beige Particles
Granite	Charcoal and Natural	Sycamore	Dark Brown, Buff and Charcoal
Heritage Brown	Dark Brown and Salmon	Terra Cotta	Salmon and Charcoal
Heritage Clay	Burnt Clay and Basalt	Winter Marvel	White and Black Flake

PRODUCT DIRECTORY

Unit Pavers

Product	Page	Finish	Pedestrian	Residential Vehicular	Commercial Vehicular	Environmental	For Borders & Accents
Anchorlock	2	S	✓	✓	✓		✓
Antara™	2	W	✓	✓			✓
Artline™	3	S	✓	✓			
Beacon Hill Flagstone™	4	F	✓				✓
Beacon Hill Smooth	4	S	✓				
Bristol Valley™	5	S	✓				
Brussels Fullnose™	5	W					✓
Brussels Block®	6	W	✓	✓			✓
Camelot™	7	S	✓	✓	✓		✓
Cassova™	7	W	✓	✓			✓
City Park Paver™	8	CU	✓	✓	✓		✓
Copthorne®	8	T	✓	✓			✓
Courtstone®	9	C	✓	✓			✓
Dura-Mat™	9	S			✓	✓	
Eco-line™	10	CU	✓	✓	✓	✓	
Eco-Optiloc™	10	CU	✓	✓	✓	✓	
Eco-Priora™	11	CU	✓	✓	✓	✓	✓
Eco-Promenade™	12	CU	✓	✓	✓	✓	✓
Fullnose Edger™	5	S					✓
Hollandstone™	12	S	✓	✓	✓		✓
Il Campo®	13	B	✓	✓	✓		✓
Natural Stone	14		✓				✓
Northshore™	13	F	✓	✓			✓
Optiloc®	16	S	✓	✓	✓		
Porcelain	17	SM	✓				✓
Promenade™ Paver	18	CU	✓	✓	✓		
Richcliff®	19	F	✓	✓			✓
Richcliff® XL	19	F	✓	✓			✓
Senzo™	20	SM	✓	✓	✓		✓
Series 3000®	21	WS	✓	✓	✓		✓
Thornbury™	22	F	✓	✓	✓	✓	
Thornbury™ Permeable	22	F	✓	✓	✓	✓	
Town Hall™	23	T	✓	✓	✓	✓	✓
Transition™	23	F	✓	✓	✓		
Treo™ Classic	24	F	✓				
Tribeca Cobble	24	C	✓	✓			✓
Turfstone™	25	S		✓	✓	✓	
Umbriano®	26	SZ	✓	✓	✓		✓
Uni Eco-Stone™	26	CU	✓	✓	✓	✓	
Westport™	27	F	✓				✓

Retaining Walls

Product	Page	Finish	Gardens	Retaining Walls	Steps	Seatwalls	Pillars
Belmuro Wall™	28	SM	✓	✓	✓	✓	✓
Brussels Dimensional System™	29	W	✓	✓	✓	✓	✓
Concord Wall™	30	SP	✓	✓	✓	✓	✓
DuraHold®	31	S		✓			
DuraHold2®	32	S		✓			
Estate Wall®	33	SP/W	✓	✓	✓	✓	✓
Ledgestone™	35	S	✓		✓	✓	✓
Lineo™ Dimensional Stone	36	SM	✓	✓	✓	✓	✓
Rivercrest® Wall	37	F	✓		✓	✓	✓
Roman Wall®	38	SP/W	✓	✓	✓	✓	✓
SienaStone®	39	SP		✓	✓		

Finishes:

B=Brushed; C=Cobblestone; CU=Custom; D=Dimpled; DW=Dimpled and Weathered; F=Flagstone; S=Standard; SM=Smooth; SZ=Smooth Zero Bevel; SP=Split; SP/W= Split and Weathered; T=Timeworn; W=Weathered; WS=Washed *This application chart should only be used as a guide. Site conditions, base materials, pattern and frequency of use may vary the performance of various types and styles of products.*



UNILOCK.COM | 1-800-UNILOCK

BOSTON
(508) 278-4536

CLEVELAND
(330) 927-4000

NEW YORK
(845) 278-6700

BUFFALO
(716) 822-6074

DETROIT
(248) 437-7037

TORONTO
(416) 646-9000

CHICAGO
(630) 892-9191

MILWAUKEE
(262) 742-3890