



UNILOCK[®]
DESIGNED TO CONNECT.

2016
PAVERS AND WALLS



Turn your **outdoor dreams** into **reality**. We're here to help you every step of the way.



5 DREAM

Driveways, Entrances and Walkways,
Outdoor Living, Pool Decks

43 LEARN

Construction 101, Product Quality,
Care and Maintenance

51 PLAN

Choosing a Contractor, Design
Considerations, Choosing Products,
Project Management Tips

63 SELECT

EnduraColor™ Plus Architectural Finishes,
EnduraColor™, Classic, Permeable,
Vertical Dimensions

UNILOCK
DESIGNED TO CONNECT.



Beacon Hill Flagstone™ with Copthorne™ accent and Brussels Dimensional System™

DREAM

SOMETHING FOR EVERYONE

The following pages contain just a few of the infinite number of Unilock project possibilities. Visit our online project photo gallery at Unilock.com for hundreds more.

DRIVEWAYS

ENTRANCES & WALKWAYS

OUTDOOR LIVING

POOL DECKS





OPPOSITE
Umbriano® (Summer Wheat)

TOP
Richcliff® (Dawn Mist and Pebble Taupe)
with Cophorne® (3 Color Blend) accent

BOTTOM
PAVER: Richcliff (Dawn Mist and Pebble
Taupe) with Courtstone® (Basalt) accent
WALL & PILLAR: Brussels Dimensional
System™ (Desert Sand) with Brussels
Fullnose™ (Desert Sand) steps, pool coping
and Ledgestone® pillar cap (Grey)



PAVER:


Umbriano® (Summer Wheat)

GRILL ISLAND AND SEAT WALL:


Estate Wall® (Sierra) with
Il Campo® (Dark Charcoal) accent
and Ledgestone™ coping (Buff)


FIREPLACE:

Brussels Dimensional System™ fireplace
with Il Campo (Granite Blend) accent









OPPOSITE PAGE

PAVER: Artline™ (Granite) and Artline (Il Campo® Finish - Granite Blend) with Series 3000® (Black Granite) accent

WALL: Lineo™ Dimensional Stone (Granite Blend) with Series 3000 (Black Granite) accent and LedgeStone™ (Grey) coping

TOP

PAVER: Brussels Block® (Sandstone)


WALL & PILLARS: Brussels Dimensional System™ (Sandstone) with Copthorne® (Burgundy Red) accent and Brussels Fullnose™ (Sandstone) coping

BOTTOM

PAVER: Thornbury™ (Sierra)

WALLS, STEPS & PILLARS: Brussels Dimensional System (Sandstone) with Series 3000 (Black Granite) accent and LedgeStone (Buff) coping





OPPOSITE PAGE

PAVER: Copthorne® (3 Color Blend) with Brussels Block® (Sandstone) accent

LEFT

Artline™ (Granite) with Series 3000® (Black Granite) accent

RIGHT

Copthorne (3 Color Blend) with Brussels Block (Sandstone) accent





OPPOSITE
Courtstone® (Basalt) with
Courtstone (Pebble Taupe) accent

TOP
PAVER: Richcliff® (Dawn Mist and Pebble
Taupe) with Courtstone (Basalt) accent

WALL: Rivercrest® Wall (Coastal Slate)
with LedgeStone™ (Grey) coping and
pillar cap

BOTTOM
Promenade™ Plank Paver (Steel Grey)
and Promenade Plank Paver
(Il Campo® Finish - Granite Blend)





OPPOSITE

PAVER: Courtstone® (Basalt, Belgian Blue and Dawn Mist) with Copthorne® (Burgundy Red) accent

TOP

PAVER: Thornbury™ (Sierra)

FIRE FEATURE: Rivercrest® Wall (Coastal Slate) with Natural Stone coping (Black River)

BOTTOM

PAVER: Richcliff® (Dawn Mist and Pebble Taupe) with Copthorne (3 Color Blend) accent

STEPS AND PILLAR: Brussels Dimensional System™ (Desert Sand) with Ledgestone™ pillar cap (Buff) and Brussels Fullnose™ (Desert Sand) coping with Richcliff (Pebble Taupe and Dawn Mist) and Unigranite® (Dark Charcoal) accents



TOP

PAVER: Beacon Hill Flagstone™ (Bavarian) with Il Campo® (Heritage Brown) accent

SEAT WALLS, PILLARS, FIREPIT

AND WATER FEATURES:

Brussels Dimensional System™ (Desert Sand) with Brussels Fullnose™ (Desert Sand) coping and Ledgestone™ coping pillar cap (Buff)

BOTTOM

PAVER: Courtstone® (Basalt) with Copthorne® (Basalt) accent

SEAT WALLS AND FIREPIT:

Brussels Dimensional System (Desert Sand) with Brussels Fullnose™ (Desert Sand) coping and Town Hall™ (Basalt) accent

OPPOSITE PAGE

PAVER: Richcliff® (Dawn Mist and Pebble Taupe)







TOP
Natural Stone (Indian Coast)

BOTTOM
Umbriano® (Winter Marvel)

OPPOSITE PAGE
Umbriano (Summer Wheat)







LEFT

Brussels Block® (Limestone and Sandstone) with Town Hall™ (Burgundy Red) accent


RIGHT

PAVER: Town Hall (3 Color Blend)

OPPOSITE

PAVER: Beacon Hill Flagstone™ (Sierra) with Copthorne® (3 Color Blend) accent

WALL: Brussels Dimensional System™ (Sandstone) with Brussels Fullnose™ coping (Sandstone) and Ledgestone™ pillar cap (Buff)









OPPOSITE

PAVER: Umbriano® (Summer Wheat)

GRILL ISLAND, SEAT WALL: Estate Wall® (Sierra) with Il Campo® (Dark Charcoal) accent and LedgeStone™ (Buff) coping

FIREPLACE: Brussels Dimensional System™ (Sandstone) with LedgeStone (Buff) coping


TOP

Thornbury™ (Sierra) with Town Hall™ (Burgundy Red) accent and LedgeStone (Buff) coping

BOTTOM

PAVER: Richcliff® (Dawn Mist and Pebble Taupe) with Courtstone® (Basalt) accent

WALL: Lineo™ Dimensional Stone (Granite Blend) with Natural Stone (Stone Cliff Grey) coping



PAVER:
Richcliff® (Dawn Mist) with
Series 3000® (Black Granite) accent and
Brussels Fullnose™ (Sandstone) pool coping

WALL AND PILLARS:
Estate Wall® (Sierra) with Series 3000
(Black Granite) accent









OPPOSITE

PAVER: Richcliff® (Dawn Mist)

WALL: Rivercrest® Wall (Coastal Slate) with Ledgestone™ (Buff) coping

TOP

PAVER: Umbriano® (Summer Wheat) with Senzo™ (Castano) accent and Ledgestone (Buff) coping

WALL: Rivercrest Wall (Coastal Slate) with Ledgestone (Grey) coping

BOTTOM

PAVER: Umbriano (Midnight Sky) with Brussels Block® (Limestone) and Series 3000® (Black Granite) accents

WALL: Brussels Dimensional System™ (Desert Sand) with Series 3000 (Black Granite) accent





TOP

PAVER: Umbriano® (Summer Wheat) with Il Campo® (Heritage Brown) and Series 3000® (Black Granite) accents and Umbriano Star

GRILL ISLAND, WATER FEATURE AND SEAT WALLS: Brussels Dimensional System™ (Sandstone) with Series 3000 (Black Granite) and Il Campo (Heritage Brown) accents

BOTTOM

PAVER: Umbriano (Summer Wheat) with Senzo™ (Castano) accent

WALL: Rivercrest® Wall (Buff) with Senzo (Castano) accent

STEPS, PILLAR CAP AND COPING: LedgeStone™ (Buff) coping and pillar cap

OPPOSITE PAGE

PAVER: Beacon Hill Flagstone™ (Sierra) with Series 3000 (Black Granite) and Il Campo (Heritage Brown) accents

GRILL ISLAND, PILLARS AND WALL: Brussels Dimensional System (Sandstone) with Series 3000 (Black Granite) accent and Brussels Fullnose™ (Sandstone) with LedgeStone (Buff) pillar cap





AWARDS
OF EXCELLENCE
BEST IN SHOW





OPPOSITE PAGE

Town Hall™ (3 Color Blend)

TOP

PAVER: Copthorne® (3 Color Blend) with Brussels Block® (Sandstone) accent

WALL, GRILL ISLAND, SEAT WALL AND PILLARS: Brussels Dimensional System™ (Desert Sand) with Copthorne (3 Color Blend) accent

FIREPLACE: Tuscany Fireplace

BOTTOM

Richcliff® (Dawn Mist) with Courtstone® (Basalt) and Senzo™ star (Nuvola, Crema and Castano) accents



TOP
 Artline™ (Granite) with Series 3000®
 (Black Granite) accent

BOTTOM
 Bristol Valley™ (Granite)

OPPOSITE
 Umbriano® (Winter Marvel)





PAVER: Umbriano® (Midnight Sky) with Series 3000® (Black Granite) accent

GRILL ISLAND, GAZEBO AND WALL: Rivercrest™ Wall (Coastal Slate) with Rivercrest coping and Series 3000 (Black Granite) accent with Ledgestone™ (Grey) pillar cap

FIREPIT: Rivercrest Wall (Coastal Slate) with Rivercrest coping and Brussels Fullnose™ (Limestone) coping and Ledgestone (Grey) pillar cap







TOP
 Thornbury™ (Bavarian)
 with Courtstone® (Basalt) and
 Brussels Block® (Sandstone) accents

BOTTOM
 Rivercrest® Wall (Coastal Slate) with
 LedgeStone™ (Buff) coping

OPPOSITE
 Brussels Block (Sandstone) with
 Copthorne® (Basalt) accent





TOP

PAVER: Brussels Block® (Desert Sand) with Copthorne® (3 Color Blend) and Il Campo® (Heritage Brown) accents

WALLS AND PILLARS: Brussels Dimensional System™ (Sandstone) with Copthorne accent and Brussels Fullnose™ (Desert Sand) coping

BOTTOM

PAVER: Courtstone® (Basalt) with Copthorne (3 Color Blend) and Brussels Block accents

OPPOSITE

Town Hall™ (3 Color Blend)







LEARN

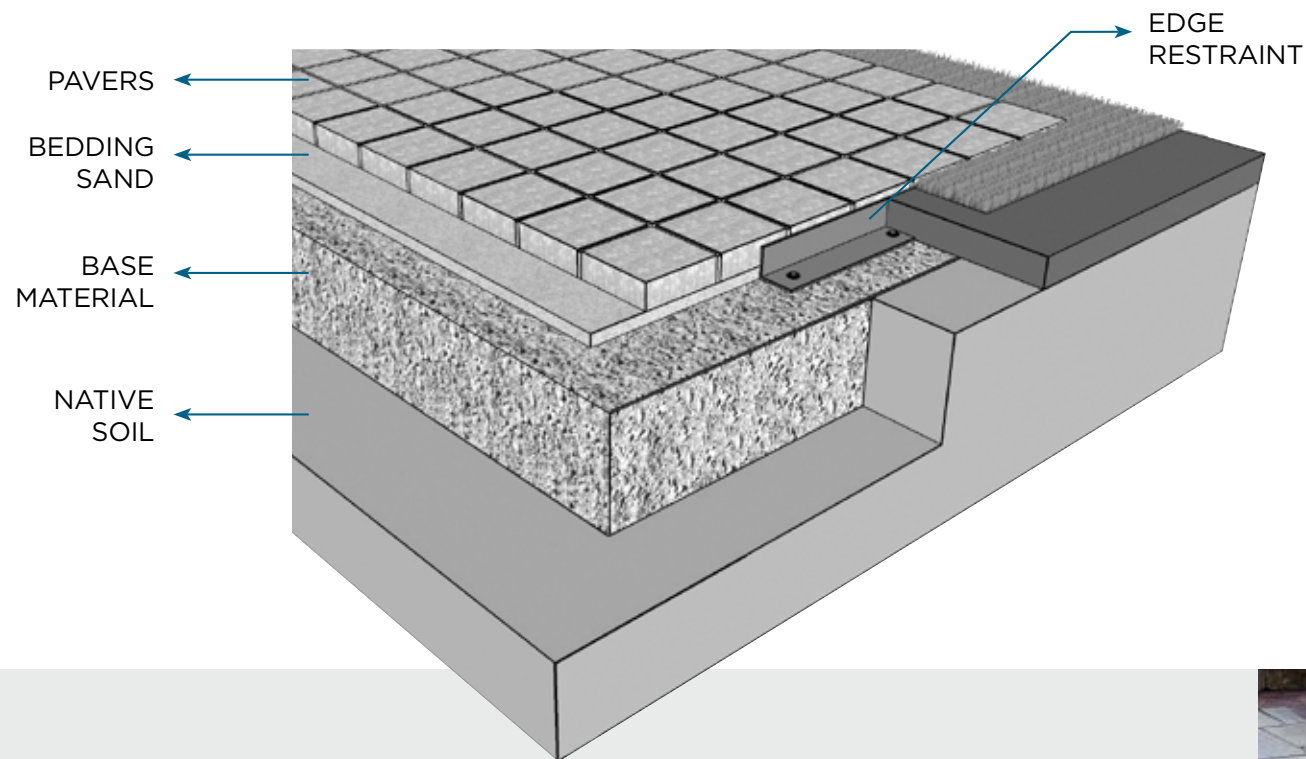
LOOK BEYOND THE SURFACE

There's more to a successful project than simply what you see on the finished surface. The construction of the base, the technology that goes into the products you choose and the steps you take to care for your new outdoor space, all influence whether or not a project will continue to look great for years to come.

CONSTRUCTION 101
PRODUCT QUALITY
CARE AND MAINTENANCE

CONSTRUCTION 101

The long-term performance of your project is determined by the **quality of the work** that's done to prepare the surface **below** your pavers and walls.



A **proper base** will ensure that your pavers and walls **won't settle** or shift out of place with freeze-thaw cycles.

EXCAVATION

The first step in any project is excavation of the native soil.

The depth will depend on two factors:

- | **Soil Type** - Clay soil requires deeper excavation; sandy soil requires less.
- | **Use** - Heavy loads like driveways and retaining walls require deeper excavation; lighter loads like patios and walkways require less.

BASE MATERIAL

The excavated area will be filled with a **base material**. This material needs to be:

- | Strong enough to handle the load of whatever is placed on the surface.
- | Free draining so that water moves away from the surface.
- | Extended at least six inches beyond the edges of the finished paver surface.
- | Compacted in several layers, using the proper equipment.





BEDDING SAND

The right bedding material installed at the right depth is vital to the performance of your pavement. It provides a nice smooth surface for laying pavers and allows water to quickly drain away from the surface.



EDGE RESTRAINT

Edge restraint is secured either underneath the pavers (for a permeable project) or by long spikes driven into the base material around the perimeter of the paver surface.




JOINT MATERIAL

Joint material plays an important role in further locking the pavers in place, as well as keeping weeds and other debris out. There are several types of joint material to choose from. For more information on the various types, turn to page 60.



REMEMBER A quality project is built upon a solid foundation. For this reason, we recommend hiring a professional contractor.



PERMEABLE PROJECTS A GREENER CHOICE!

More and more homeowners are installing **PERMEABLE** paver projects to help direct rainfall away from storm sewer systems and back into the natural ecosystem. The pavers used in a permeable installation look very similar to traditional pavers, but are made with extra space between them so rainwater can flow back into the earth below, instead of running off the surface into storm sewers.

Special materials are used in the permeable base and joints to encourage water to flow through. Unilock® permeable paver choices can be found on pages 71, 81, 92-93.



INTERESTING FACT Some homeowners install rainwater collection systems underneath their paver projects to supply water to inground sprinkler systems!

PAVER CONSTRUCTION



Brussels Block® - Tumbled Finish

GOOD STANDARD THRUMIX

This is how the first pavers were manufactured. The product mix of large and small aggregates is consistent, from top to bottom, with color mixed throughout. The Unilock® Classic pavers we manufacture exceed all ASTM standards for quality and strength. They're available in traditional paver shapes and a variety of textures including smooth, dimpled or tumbled. Find them, beginning on page 87.

ENDURACOLOR™

ENDURING COLOR

Concentrated color and special wear-resistant materials

UNITED WITH

STRENGTH

Coarser foundation that gives the stone its strength



Profile View

BETTER FACEMIX

Facemix products are manufactured in a two-step process which combines a base of coarser aggregates for a stronger foundation, with concentrated color and wear-resistant finer aggregates on top. Facemix products are commonly marketed as 'fade-proof' because the top layer of concentrated color prevents lighter color aggregates from ever showing through. This is the manufacturing process for the Unilock EnduraColor™ products you'll find beginning on page 77.

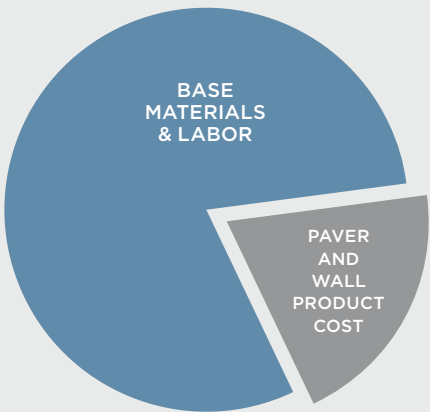


BEST ENDURACOLOR™ PLUS ARCHITECTURAL FINISHES

Only Unilock offers EnduraColor™ Plus Architectural Finishes, a collection of products that deliver long-lasting beauty through a proprietary blend of exclusive and superior ingredients. A complex blend of granite and quartz, some of nature's highest performing minerals, are combined to create ultra-realistic surface textures and unique style options that are exceptionally durable. Proprietary manufacturing technologies like Ultima™, EasyClean™, ColorFusion™ and Realta™ give these products added benefits in terms of beauty and function. You'll find these exclusive Unilock products beginning on page 65.

A NEW STANDARD FOR EVERLASTING BEAUTY.

The majority of the project budget is base materials and labor.



Choosing a premium paver or wall product **won't drastically impact** the overall project cost.

Upgrading to EnduraColor or EnduraColor Plus could have less impact on the overall project price than you may think. Don't settle for older technology without understanding what today's best products have to offer.

THE CHOICE OF DESIGN PROFESSIONALS


The same Unilock products available to homeowners are relied on by architects, landscape architects and engineers, to create world class commercial spaces across North America.



100 Pier 4, Boston, Massachusetts



Trump International Hotel & Tower Toronto, Toronto, Ontario.



Loews Hotel, Chicago, Illinois

LEARN

PRODUCT QUALITY

Many products will look great when they're first installed, but in time, the difference in quality shows. **All products are NOT created equal!**

Installed with the proper construction methods, the longevity of your project relies on the **quality of the paver and wall** products you choose.

COLOR

Deep, rich color choices and natural color blends are characteristics that make Unilock® products unique. Our synthetic iron oxide pigments are non-fading, weatherproof, UV resistant and outperform natural counterparts.

STRENGTH

The compressive strength of Unilock pavers and walls exceeds industry standards and ranges from 7,000 psi on small wall products, to more than 12,000 psi on some pavers.

SURFACE TECHNOLOGY

Unilock pavers are designed to tolerate oil and gas spills, resistant to salt and chlorine erosion, and slip-resistant.

STAIN RESISTANCE

EasyClean™ Stain Resistance

An integral surface protection that allows for easier cleanup of spills when they happen, before a stain can develop. Find Unilock products featuring EasyClean on pages 65 and 75.

EXTRA STRENGTH

Ultima™ Concrete Technology

A proprietary manufacturing process that creates pavers and walls with up to four times the strength of poured concrete. Find Unilock products featuring Ultima on pages 67, 69, 71 and 73.

THE LOOK OF GRANITE

ColorFusion™ Technology

A proprietary technology that disperses color randomly to achieve the look of natural granite. Find Unilock products featuring ColorFusion on page 65.

NATURAL STONE TEXTURE

Reala™ Technology

Ultra realistic textures are cast from natural stone, brick and historic cobblestones. Find Unilock products featuring Reala on pages 67, 69, 71, 73, 95, 101 and 112.



DIMENSIONAL TOLERANCE

Dimensional tolerance is a measure of how perfect each paver is in its dimensions, and it's something we pay close attention to. When pavers are consistent in size, they require less adjustment when they're installed, which can mean significant labor cost savings, and a speedier delivery of your finished project. As well, for projects that feature linear patterns, it means that those lines will be true, and more visually appealing.

HOW TO KEEP YOUR PROJECT LOOKING GREAT FOR DECADES.



A SOLID FOUNDATION PREVENTS SETTLING

When the base of your project is properly constructed, water will not accumulate underneath and settling will not occur. See page 44 for more information on proper construction. **Need help finding a qualified contractor?** Call us at **1-800-UNILOCK** or register online at **Unilock.com** and we'll match you with a Unilock® Authorized Contractor in your area.

TO SEAL OR NOT TO SEAL

Some homeowners choose to apply a sealer to their project surface when it's finished, to enhance the color of their pavers. Others choose to appreciate the color of the pavers as they are. Unilock pavers will be durable with or without a sealer. If you choose to seal you should plan to re-seal every three to five years.

WEEDS CAN BE PREVENTED

When a proper base is installed, there is no soil directly beneath your pavers from which weeds can grow. However, if the joints are not kept full with jointing material, it is possible for dirt and weed seeds to blow in from the surrounding area and germinate in the joints.

In the past - a simple sand was the only jointing material available. Unless this sand was replenished regularly, rain would erode the sand, leaving the joints vulnerable to weeds.

Today - new varieties of sand stabilizer compound and polymeric jointing materials are available which **relieve homeowners from this maintenance burden**. See page 60 for more information on jointing material choices.

WINTER CARE

Paver projects offer a clear advantage over poured-in-place concrete when it comes to weathering the four seasons. Installed right, your paver project will be built to withstand freeze-thaw cycles, so unlike concrete, it will never crack. As well, Unilock pavers are **resistant to de-icing salt**. To avoid damaging the surface of finer paving stones, we recommend using a plastic bladed hand shovel or adding a plastic cover to the blades of snow removal machines.



INTERESTING FACT A permeable paver will accumulate less ice because water will drain from the paver surface before it has time to freeze. For more information on permeable paving, see page 45.

When a proper base is installed, there is **no soil directly beneath** your pavers from which weeds can grow.



PLAN

TURNING YOUR DREAM INTO REALITY

If you've never undertaken an outdoor landscaping project before, it can feel overwhelming. We're here to help. The pages in this section are designed to help you plan for a successful project:

CHOOSING A CONTRACTOR

DESIGN CONSIDERATIONS

CHOOSING PRODUCTS

PROJECT MANAGEMENT TIPS

CHOOSING A CONTRACTOR

Choosing the right contractor for your project is the most **important decision** of all because even the best materials can be spoiled by poor installation and workmanship.



RELEVANT EXPERIENCE

- ☐ How long has the contractor been installing pavers and walls?
- ☐ Has the contractor installed projects in the past with the features you're considering (e.g. a raised patio, retaining wall, fire feature, grill island or water feature)? If so, can they provide photos?

WORKMANSHIP

Ideally, a contractor will provide you with the addresses of projects the company has completed in the past. When you visit the job, **pay attention to the details.**

- ☐ Are the pavers laid in a way that minimizes awkward cuts?
- ☐ Check the curves of the project to be sure pavers are placed or cut in a way that minimizes large gaps.
- ☐ Has edge restraint been used and is it still in place?
- ☐ Ask to see projects that are more than two years old so you can see how the work holds up over time.
- ☐ How long does the contractor guarantee the work?
- ☐ How many warranty claims has the company had in the past two years?

SUB-CONTRACTING

Some contractors will hire other companies to perform parts of the work, like lighting and irrigation. Be sure to ask the contractor about who these sub-contractors are and how they will be managed.



HAVING TROUBLE FINDING A CONTRACTOR?

Contact us at **1-800-UNILOCK** or register online at **Unilock.com** to take advantage of our Unilock® Authorized Contractor referral program. We'll take the time to understand your project, and will match you with a local contractor who is guaranteed to do the job right.

BASE PREPARATION

The longevity of your project relies on proper base preparation (see page 44 for more information on Construction 101).

- ☐ What are the contractor's base preparation methods?
- ☐ What materials are used and why?
- ☐ Is there a standard procedure for base preparation or will the contractor assess your site's unique needs?

TIMING

Some of the very best contractors book their schedules months in advance.


- ☐ Ask the contractor how far in advance they are booking projects and how long they think your project might take.
- ☐ What is the contractor's payment terms?
- ☐ Is an **upfront deposit** required to secure the timing of the project?

DOCUMENTATION

- ☐ Does the contractor have the proper licensing for their work?
- ☐ Does the contractor have **liability insurance** and are employees covered by Workers Compensation?
- ☐ Will there be permits required for the job and if so, who is responsible to secure them?

COMPATIBILITY

- ☐ Do you like this contractor?
- ☐ Can you easily communicate and understand each other?
- ☐ Is this someone you can trust?
- ☐ Ask if the person you're meeting will be on site throughout the project or if someone else in the company will be your day-to-day contact person.
- ☐ Contacting **references** can help you understand how the contractor operates throughout a project.



DESIGN

A contractor's portfolio of prior work can give you a great sense of their design approach.

- ☐ Does the contractor offer a design service?
- ☐ Is there a cost for this?
- ☐ If a design service is offered, **is the design hand drawn or rendered in 3D?**
- ☐ Are the contractor's designs something you would like for your project?

Contacting **references** can help you understand how the contractor operates throughout a project.

DESIGN CONSIDERATIONS

FRONT OF HOME

CURB APPEAL

Attractive steps, planter boxes, low garden walls and a paver driveway all contribute to a warm, welcoming feeling that can be further enhanced by smartly placed lighting. Use the architecture of your home as a starting point and decide if this is something your outdoor landscaping should co-ordinate with, or contrast to. This will help you decide between straight or curved lines, and between warm or cool color tones for your project.

THINK OUTSIDE THE BOX

Even a modest front yard can usually accommodate a **small courtyard** seating space, where a morning coffee can be enjoyed or parents can supervise their kids playing with neighborhood friends. If your driveway is big enough, you may even consider using pavers to mark a **basketball court**!



PRACTICAL DESIGN

Make sure that there are paths to connect visitors to the front door and any other entrance points. As a general rule, a front walkway should never be less than four feet in width. Be sure step treads are wide enough and risers aren't too high for children or elderly visitors to navigate. If cars regularly park in your driveway, be sure to design a paver surface that is big enough for people to comfortably exit the vehicle from both sides.

FOUR SEASON CONSIDERATIONS

The materials used for the front of your home require special consideration because these areas are utilized year-round. When you design the space, think about where you will pile snow in the winter, and be sure to choose a paving product that can withstand de-icing salts. Consider permeable pavers to reduce rainwater runoff and decrease ice accumulation in winter.





OUTDOOR LIVING

CREATING OUTDOOR ROOMS

Even a small space can be made to feel bigger by designing the project around a number of outdoor 'rooms.' In a large space, distinct areas for **cooking, eating and relaxing** can be separated by vertical elements like steps, low walls and pillars, or a contrasting paver could be used to create the look of an area rug that helps visually ground furniture groupings. In a smaller space, the separation could be made by changing the style of paver used or adding a contrasting border to define the space.

SEAT WALLS

Outdoor furniture is often over-sized relative to indoor furniture so be sure to design your patio size with these generous proportions in mind. For smaller spaces or families who like to entertain, **seat walls** are a great solution for creating extra places for people to sit without the need for bulky furniture.

EXTEND THE SEASON

Fire features are growing in popularity because they add visual interest and warmth that makes the space more enjoyable to use in cooler weather. Building lighting into low walls, steps and pillars can also draw people outside in the evening, and add visual appeal from inside the home.



Even a small space can be **made to feel bigger** by designing the project around a number of outdoor 'rooms.'

Be sure to choose a color that **won't absorb too much** heat from the summer sun.



POOL DECKS

SIZE MATTERS

When planning your pool deck **four feet is the minimum perimeter** around the pool for basic access. However, if you intend to use the pool deck as a patio for entertaining or sunbathing, consider a larger size and be sure to factor in the size of your outdoor furniture.

SAFETY CONSIDERATIONS

The paver you choose to surround your pool deserves special consideration because you'll be **walking on it in your bare feet!** Be sure to choose a color that **won't absorb too much heat** from the summer sun. A smoother surface is pleasing to walk on, but make sure it's sufficiently **non-slip**. Umbriano® is our most popular choice for pool decks; see page 65 for more details. For the coping around the edge of the pool, **avoid products with abrasive edges**. A contrasting coping color or inset border is something to consider, as it helps define the pool edge. Likewise, appropriate lighting is an important safety consideration. Use lighting to illuminate your pool for night swimming and to **define pool edges** and steps for greater safety.

AMPLIFY THE DRAMA

Even a standard pool shape can become a dramatic focal point for your outdoor space if you add vertical elements like **low walls, planter boxes and water features**. Likewise, an ordinary hot tub can be transformed into a dramatic visual feature by surrounding it with stone elements so that it appears custom built.



BORDERS AND BANDING

Like crown molding that is the finishing touch to a room, smartly planned borders and banding can elevate your project from good to great. Unilock® pioneered the idea of borders and banding and we continue to have the most unique options to make your project stand out.

See pages 120 and 121 for more Unilock borders and banding ideas, or visit **Unilock.com** to experiment with our online Uvision™ borders and banding tool.





NEED MORE DESIGN IDEAS? VISIT A **UNILOCK OUTDOOR IDEA CENTER**

SEE

An expansive display of **Unilock®** products in a life-size outdoor setting.

TALK

To our **knowledgeable staff** and we'll help you create a plan to achieve the outdoor space you're dreaming about.

TAKE

FREE samples of Unilock paver and wall products home with you.

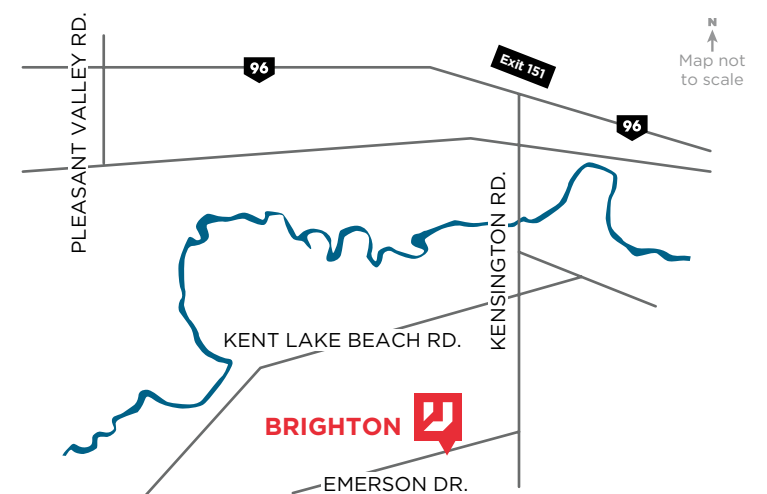
HOURS OF OPERATION

APR - JUN MON - FRI 8am - 5pm | SAT 8am - 12pm | SUN Closed

JULY - NOV MON - FRI 8am - 5pm | SAT - Closed

12591 Emerson Drive Brighton, MI 48116

Please feel free to walk around and browse our Outdoor Idea Center at any time.
Call 1-800-UNILOCK or visit Unilock.com for more details.



VISUALIZING YOUR PROJECT DESIGN

A detailed design requires a great deal of time and effort, so you can understand why many contractors charge for this service in advance.

TRADITIONALLY,
LANDSCAPE DESIGNS
WERE HAND DRAWN TO
SCALE ON GRAPH PAPER.

While there are many contractors and designers who still prefer to draw by hand, more and more plans today are being created digitally and in 3D.

If you're having trouble imagining what your project will look like when it's complete, a 3D design can really help.



**HAVING TROUBLE FINDING A CONTRACTOR
WHO CAN HELP VISUALIZE YOUR DESIGN?
WE CAN HELP.**

Contact us at **1-800-UNILOCK** or register online at **Unilock.com** to take advantage of our Unilock® Authorized Contractor referral program. We'll take the time to understand your project, and will match you with a local contractor who offers a 3D design service and is guaranteed to do the job right.



3D Rendering



Completed Job



CHOOSING PRODUCTS

PAVERS

The horizontal paved surface is typically the largest area of the project, so it makes sense to begin here.

COLOR – Co-ordinate or contrast with the color of your home.

STYLE – Use the architecture of your house as a starting point and determine whether you're looking for something traditional, modern, rustic or historic.

FUNCTION – A driveway paver needs to be thicker than a patio paver to hold the weight of a vehicle. A pool deck paver needs to be non-slip and cool to walk on in the heat of summer. A paver for an outdoor kitchen needs to be easy to clean. Make sure the paver you choose is right for your project.



WALLS

FUNCTION – Only certain wall products can be used as retaining walls, and very large retaining walls require more specialized products. Seat walls need to be attractive from both sides, while one-sided products can be used to build a fireplace. Make sure the wall product you choose is right for your project. Your contractor can help.

COLOR – Co-ordinate or contrast with the color of the pavers you choose.

STYLE – Consider the style of the pavers you've chosen and determine whether you're looking for something traditional, modern, rustic or historic.



JOINTING MATERIAL

There are three types of jointing materials to choose from. They vary in durability and cost. Visit **Unilock.com** to see which materials are suited to the product you choose. Your contractor can also help you decide which type is right for your project.

Basic Jointing Sand – To reduce the frequency with which you need to replenish this sand, a joint stabilizing sealer is recommended.


Polymeric Sand – This is a special sand combined with a binding agent which stays in place longer than basic jointing sand. However, it's not right for every project and needs to be used with care to prevent hazing on finer surfaces.

Unilock® EasyPro™ – This is the ultimate joint compound for paving stones. It's a no-haze, epoxy resin product that is puncture resistant, permeable and eco-friendly (made with 60% renewable products). It's perfect for wide joints but not recommended for all applications.



THE BEST WAY TO PREVENT WEED GROWTH IS TO ENSURE THAT JOINTS REMAIN FULL OF A SOLID JOINTING COMPOUND.


COLOR – The color of the jointing material can make a big difference in the look of your finished project.



BLACK SAND



TAN SAND



GREY SAND

PROJECT MANAGEMENT TIPS

1 | BUDGET

If your project is large or budget is a concern, you may choose to ask your contractor to provide **good/better/best versions** of the budget, perhaps a budget that phases your project into several stages or one that offers special features such as a fireplace or pergola as a separate add on option. Some contractors can even offer **financing** so you don't have to pay for your project right away. Once you decide how you want to proceed, be sure to get a signed contract that reflects this agreed budget and the contractor's payment terms.

2 | TIMELINE

Be sure to tell your contractor if there are any times that workers cannot be on the site and whether there is a **deadline** by which the project absolutely must be completed. Rainy weather sometimes impacts the timing of projects, so be sure to understand what happens in the event of a delay.

3 | WAYS OF WORKING

Your contractor's crew will be on your property on a daily basis. Be sure to agree to **ground rules** before the project begins. What time will work begin and end each day? What is their daily clean up routine? Where will products and equipment be stored on the site? Will the team work weekends? Will they require access to your home or garage during the project?

4 | BEING NEIGHBORLY

It's generally a good idea to let your immediate neighbors know about your project in advance so they can prepare themselves for a bit of noise and dust. You may even consider a small token of thanks for their understanding; it could go a long way to making them more forgiving of any disruption your project may cause.

5 | COMMUNICATION

Throughout your project make sure you and your contractor have open lines of communication. Establish in advance **who to contact if you have concerns** and how often you'd like your contractor to provide you with updates. If you notice something that doesn't look right on your project, be sure to let your contractor know right away. If a correction needs to be made, it's better to make the change early on.

6 | CHANGES

Unfortunately, even the best managed projects occasionally run into unplanned circumstances or last minute design changes. Be sure to understand the contractor's procedure for handling these changes and how they will affect the final price of your project.

7 | PROJECT WRAP UP

Once you've done a final inspection of your completed project, if you're happy with the work, be sure to **recommend your contractor** to friends and neighbors. If you can, write a favorable online review. And don't forget to **register for your Unilock® product warranty at Unilock.com!**



Don't forget to **register** for your Unilock product warranty at **Unilock.com!**



ENDURACOLOR PLUS



ENDURACOLOR



SELECT

CHOOSING THE PERFECT PRODUCT

Choose from our vast array of styles - everything from pavers cast from actual cobblestones found in historic European village streets, to the sleek modern lines and random color dispersion of granite-like slabs.

**ENDURACOLOR™ PLUS
ARCHITECTURAL FINISHES**

ENDURACOLOR™

CLASSIC

PERMEABLE

VERTICAL DIMENSIONS



SEE VIDEO FOOTAGE
AT [UNILOCK.COM](https://unilock.com)

Winter Marvel with Midnight Sky accent

COLORS*



AUTUMN SUNSET



SUMMER WHEAT




WINTER MARVEL

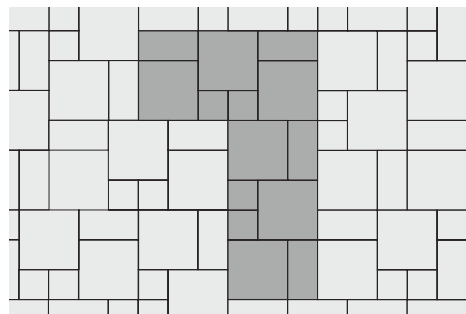


MIDNIGHT SKY

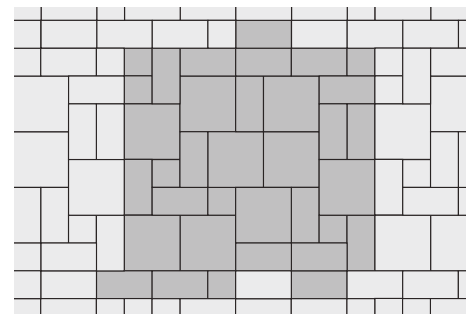
LAYING PATTERNS



A - 57% 16 x 16", 29% 8 x 16", 14% 8 x 8"



B - 67% 16 x 16", 22% 8 x 16", 11% 8 x 8"



C - 54% 16 x 16", 37% 8 x 16", 9% 8 x 8"



ARTLINE SIZE - MIDNIGHT SKY
See page 77 for more information.

Patterns may not reflect bundle configurations. More laying patterns available at [Unilock.com](https://unilock.com).



Summer Wheat

UMBRIANO®

The random dispersion of color and granite particles creates the beauty of Umbriano's unique mottled surface, which resembles the appearance of natural granite. Umbriano's non-slip, stain-resistant surface is an ideal selection for driveways, pool decks, patios, commercial plazas and offices.



21 x 14 x 2 3/8"
54 x 36 x 6cm



14 x 14 x 2 3/8"
36 x 36 x 6cm



7 x 14 x 2 3/8"
18 x 36 x 6cm

RANDOM BUNDLE NEW FOR 2016



24 x 24 x 2 3/4"
60 x 60 x 7cm
SPECIAL ORDER



12 x 24 x 2 3/4"
30 x 60 x 7cm
SPECIAL ORDER



16 x 16 x 2 3/4"
40 x 40 x 7cm



8 x 16 x 2 3/4"
20 x 40 x 7cm



8 x 8 x 2 3/4"
20 x 20 x 7cm

NOTE: Umbriano 24" and Random Bundle pavers are not suitable for vehicular applications.

ENDURACOLOR™
PLUS ARCHITECTURAL FINISHES

EASYSLEANTM STAIN RESISTANCE

An integral surface protection that allows for easier cleanup of spills when they happen, before a stain can develop.

COLORFUSION™ TECHNOLOGY

A proprietary technology that disperses color randomly to achieve the look of natural granite.



SEE VIDEO FOOTAGE
AT [UNILOCK.COM](https://unilock.com)

Pebble Taupe and Dawn Mist Blend

COLORS*



DAWN MIST

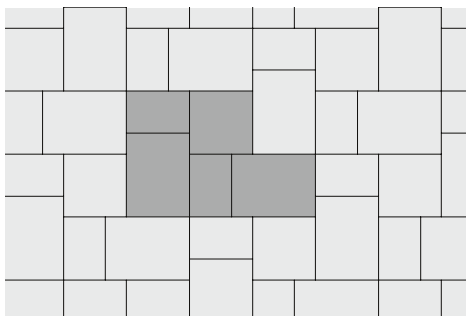


PEBBLE TAUPE

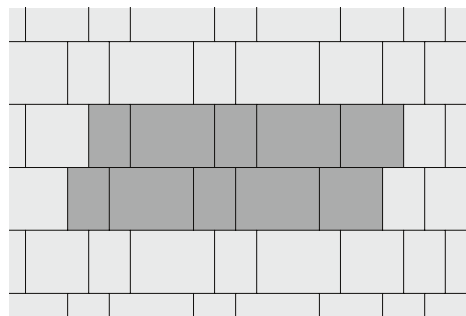


PEBBLE TAUPE / DAWN MIST BLENDED ON SITE

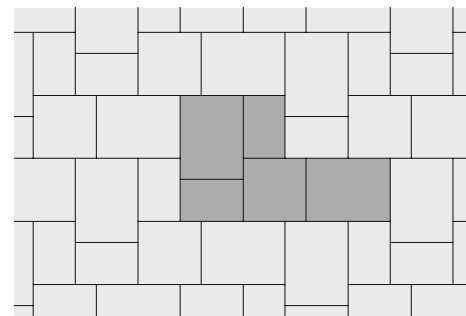
LAYING PATTERNS



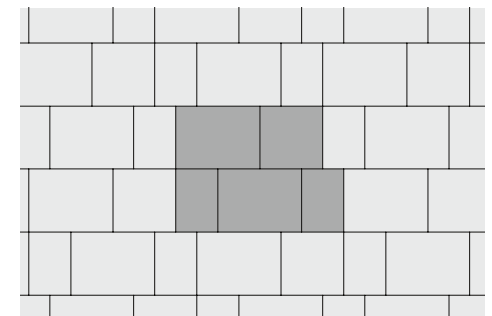
A - 53% 12 x 9", 20% 9 x 9", 27% 6 x 9"



B - 53% 12 x 9", 20% 9 x 9", 27% 6 x 9"



C - 53% 12 x 9", 20% 9 x 9", 27% 6 x 9"



D - 53% 12 x 9", 20% 9 x 9", 27% 6 x 9"

Patterns may not reflect bundle configurations. More laying patterns available at [Unilock.com](https://unilock.com).



Pebble Taupe and Dawn Mist Blend with Courtstone® (Basalt) accent

RICHCLIFF®

The modern, yet elegant, look of Richcliff will add a touch of class to any landscaping project. Its realistic embossed surface texture is cast from hundreds of natural stone surface textures to ensure a random natural appearance and it is up to four times stronger than ordinary poured concrete, making it an ideal choice for any application.



LARGE RECTANGLE
12 x 9 x 2 3/8"
30 x 22.6 x 6cm



SQUARE
9 x 9 x 2 3/8"
22.6 x 22.6 x 6cm



SMALL RECTANGLE
6 x 9 x 2 3/8"
15 x 22.6 x 6cm

RANDOM BUNDLE

ENDURACOLOR™
PLUS ARCHITECTURAL FINISHES

REALA™ TECHNOLOGY

Ultra realistic textures are cast from natural stone, brick and historic cobblestones.

ULTIMA™ CONCRETE TECHNOLOGY

A proprietary manufacturing process that creates pavers and walls with up to four times the strength of poured concrete.



SEE VIDEO FOOTAGE
AT [UNILOCK.COM](https://unilock.com)

Belgian Blue with Cophthorne® (Burgundy Red) and Brussels Block® (Sandstone) accents

COLORS*



BASALT



BELGIAN BLUE



BASALT / BELGIAN BLUE BLENDED ON SITE




DAWN MIST



PEBBLE TAUPE



DAWN MIST / PEBBLE TAUPE BLENDED ON SITE



LAYING PATTERN - RANDOM BUNDLE

Patterns may not reflect bundle configurations. More laying patterns available at [Unilock.com](https://unilock.com).



Pebble Taupe and Dawn Mist Blend

COURTSTONE®

Bring a sense of old-world Europe to your design with Courtstone. The unsurpassed strength and realistic texture create an everlasting product which is ideal for driveways and accents.



XL RECTANGLE
5 1/8 x 8 3/8 x 2 3/8"
13 x 21.5 x 6cm



LARGE RECTANGLE
5 1/8 x 7 1/4 x 2 3/8"
13 x 18.5 x 6cm



RECTANGLE
5 1/8 x 6 1/2 x 2 3/8"
13 x 16.5 x 6cm



SMALL RECTANGLE
5 1/8 x 5 3/4 x 2 3/8"
13 x 14.5 x 6cm



SQUARE
5 1/8 x 5 1/8 x 2 3/8"
13 x 13 x 6cm

RANDOM BUNDLE - ALL UNITS

ENDURACOLOR™
PLUS ARCHITECTURAL FINISHES

REALA™ TECHNOLOGY

Ultra realistic textures are cast from natural stone, brick and historic cobblestones.

ULTIMA™ CONCRETE TECHNOLOGY

A proprietary manufacturing process that creates pavers and walls with up to four times the strength of poured concrete.



SEE VIDEO FOOTAGE
AT [UNILOCK.COM](https://unilock.com)

3 Color Blend (Burgundy Red, Burnt Clay and Old Oak)
with Brussels Block[®] accent

COLORS*



BURGUNDY RED



BURNT CLAY

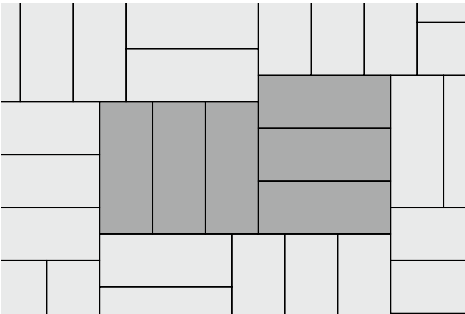


OLD OAK

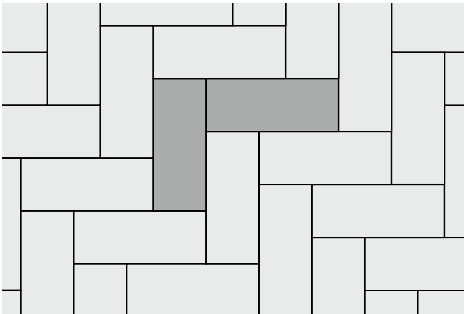


3 COLOR BLEND BLENDED ON SITE

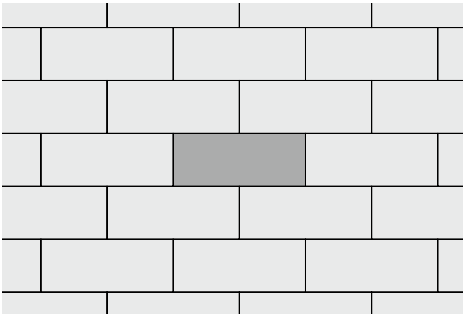
LAYING PATTERNS



A - 100% Standard



B - 100% Standard



C - 100% Standard



BASALT

Patterns may not reflect bundle configurations. More laying patterns available at [Unilock.com](https://unilock.com).



3 Color Blend
(Burgundy Red, Burnt Clay and Old Oak)


TOWN HALL™

With more substantial proportions than Copthorne®, Town Hall is cast from original brick street pavers and offers a distressed, time-worn appearance. As well, with Unilock's ever-increasing focus on permeable pavers, Town Hall has been designed to satisfy both traditional and permeable installation methods.



STANDARD
4 x 9¾ x 2¾"
10 x 25 x 7cm

ENDURACOLOR™
PLUS ARCHITECTURAL FINISHES

 Town Hall can be used in **permeable** or non-permeable installations.

REALA™ TECHNOLOGY

Ultra realistic textures are cast from natural stone, brick and historic cobblestones.

ULTIMA™ CONCRETE TECHNOLOGY

A proprietary manufacturing process that creates pavers and walls with up to four times the strength of poured concrete.



SEE VIDEO FOOTAGE
AT [UNILOCK.COM](https://www.unilock.com)

3 Color Blend (Burgundy Red, Burnt Clay and Old Oak)
with Brussels Block® (Sandstone) accent

COLORS*



BASALT



BURGUNDY RED



BURNT CLAY




OLD OAK




3 COLOR BLEND BLENDED ON SITE


LAYING PATTERNS




A - 100% Standard



B - 100% Standard



C - 100% Standard



D - 100% Standard

Patterns may not reflect bundle configurations. More laying patterns available at [Unilock.com](https://www.unilock.com).



Paver - 3 Color Blend (Burgundy Red, Burnt Clay and Old Oak)
with Brussels Block® (Sandstone) accent
Wall - Rivercrest® Wall and coping (Coastal Slate)

COPTHORNE®

Reminiscent of the brick pavers used in old European cities, towns and villages, Copthorne is a virtually indestructible paver that will not split, crack or fade. Crafted using a special forming process, each piece is uniquely altered, yet the dimensions are consistent for easy, efficient installation.



STANDARD
2½ x 7⅞ x 2⅞"
6.5 x 20 x 6cm

ENDURACOLOR™
PLUS ARCHITECTURAL FINISHES

REALA™ TECHNOLOGY

Ultra realistic textures are cast from natural stone, brick and historic cobblestones.

ULTIMA™ CONCRETE TECHNOLOGY

A proprietary manufacturing process that creates pavers and walls with up to four times the strength of poured concrete.



Ice Grey with Black Granite accent

SERIES 3000[®]

A sophisticated paver with a high-performance surface made from a combination of granite and quartz aggregates. Perfect for residential or commercial driveways, walkways and patios.

COLORS*



CRYSTAL ROSE SPECIAL ORDER



ICE GREY SPECIAL ORDER



BLACK GRANITE



ARTLINE SIZE - BLACK GRANITE
See page 77 for more information.

Laying patterns available at Unilock.com.



12 x 12 x 2 3/4"
30 x 30 x 7cm



6 x 12 x 2 3/4"
15 x 30 x 7cm



6 x 6 x 2 3/4"
15 x 15 x 7cm



4 x 8 x 2 3/4"
10 x 20 x 7 & 8cm
Available in Black Granite only

ENDURACOLOR[™]
PLUS ARCHITECTURAL FINISHES




Nuvola

SENZO™

NEW FOR 2016

The unique colors and large size format make Senzo well-suited for contemporary designs, while the 8 x 8" size works well as accent banding in a wide variety of projects. The non-slip, stain-resistant surface is an excellent choice for driveways, outdoor kitchens, patios, pool decks, walkways and more.

COLORS*



CASTANO SPECIAL ORDER



CREMA SPECIAL ORDER



NUVOLA SPECIAL ORDER

Laying patterns available at Unilock.com.



16 x 16 x 2 3/4"
40 x 40 x 7cm
SPECIAL ORDER



8 x 16 x 2 3/4"
20 x 40 x 7cm
SPECIAL ORDER



8 x 8 x 2 3/4"
20 x 20 x 7cm
SPECIAL ORDER

ENDURACOLOR™
PLUS ARCHITECTURAL FINISHES

EASYSOFT™ STAIN RESISTANCE

An integral surface protection that allows for easier cleanup of spills when they happen, before a stain can develop.



SEE VIDEO FOOTAGE
AT [UNILOCK.COM](https://www.unilock.com)

Granite with Series 3000® accent

COLORS*



GRANITE



SIERRA

SPECIAL ORDER FINISHES




UMBRIANO® FINISH - MIDNIGHT SKY
SPECIAL ORDER. MINIMUM QUANTITIES APPLY

Laying patterns available at [Unilock.com](https://www.unilock.com).



SERIES 3000® FINISH - BLACK GRANITE
SPECIAL ORDER. MINIMUM QUANTITIES APPLY



IL CAMPO® FINISH - GRANITE BLEND
SPECIAL ORDER. MINIMUM QUANTITIES APPLY



Granite

ARTLINE™

The long, clean lines of Artline reflect an emerging trend to minimalist, modern outdoor designs. Look for Artline in an exclusive number of colors and textures that can be used separately or combined together to create graphic interest.



RANDOM BUNDLE - ALL UNITS

ENDURACOLOR™



Bavarian Blend

COLORS*



BAVARIAN

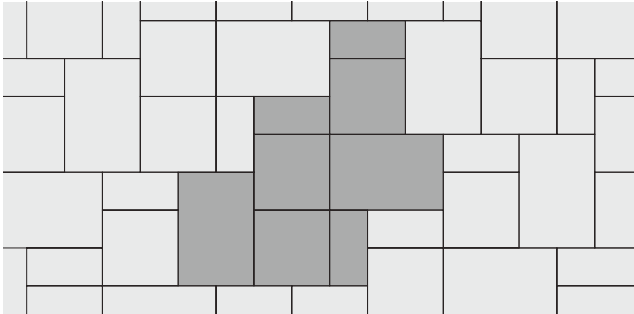


SIERRA

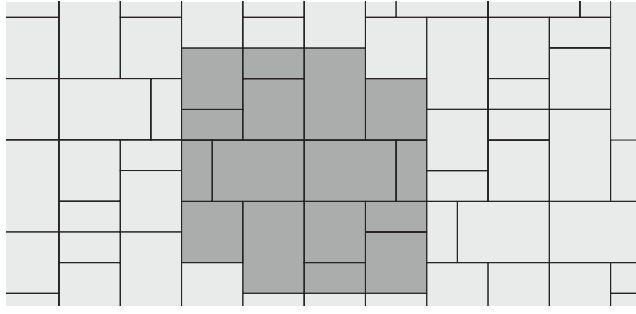


SYCAMORE

LAYING PATTERNS



A - 40% Large Rectangle, 20% Small Rectangle, 40% Square



B - 40% Large Rectangle, 20% Small Rectangle, 40% Square

Laying patterns available at Unilock.com.



SEE VIDEO FOOTAGE
AT [UNILOCK.COM](https://www.unilock.com)

Pavers - Sierra (Flagstone Finish) with Copthorne® (3 Color Blend) and Il Campo® (Dark Charcoal) accents
Pillars and Water Feature - Brussels Dimensional System™ (Desert Sand) with Il Campo (Dark Charcoal) accent

BEACON HILL FLAGSTONE™

Beacon Hill Flagstone has a natural appearance and is ideal for almost any landscape project you can imagine. Its soft blended colors and subtle surface design gives Beacon Hill Flagstone a relaxed historic look and feel.



LARGE RECTANGLE
21 x 14 x 2 3/8"
54 x 36 x 6cm



SQUARE
14 x 14 x 2 3/8"
36 x 36 x 6cm



SMALL RECTANGLE
7 x 14 x 2 3/8"
18 x 36 x 6cm

RANDOM BUNDLE

ENDURACOLOR™

NOTE: Beacon Hill Flagstone pavers are not suitable for vehicular applications.



Sierra with Town Hall™ (Basalt) accent

COLORS*



BAVARIAN




SIERRA

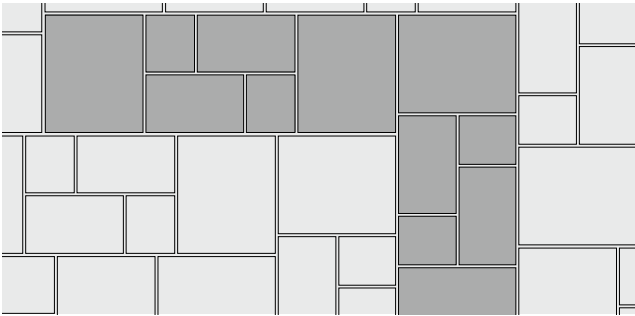


SYCAMORE

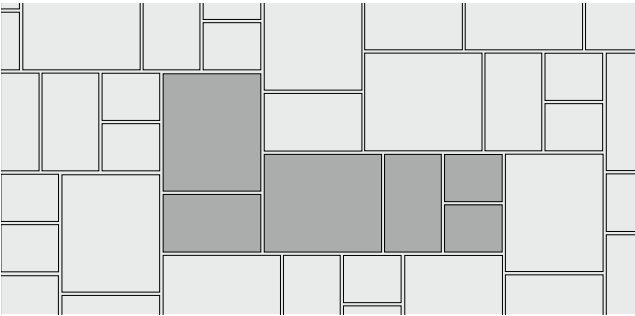
LAYING PATTERNS



A - 49% Large Rectangle, 34% Medium Rectangle, 17% Small Rectangle



B - 49% Large Rectangle, 34% Medium Rectangle, 17% Small Rectangle



C - 49% Large Rectangle, 34% Medium Rectangle, 17% Small Rectangle

Patterns may not reflect bundle configurations. More laying patterns available at Unilock.com.



Sycamore

THORNBURY™

Thornbury's modestly textured surface and three compatible sizes allow for a pleasing random look and feel. This product is ideal for driveways, patios, walkways and more.



LARGE RECTANGLE
13¼ x 16½ x 2¾"
35 x 42 x 7cm



MEDIUM RECTANGLE
13¼ x 8¼ x 2¾"
35 x 21 x 7cm



SMALL RECTANGLE
6⅞ x 8¼ x 2¾"
17.3 x 21 x 7cm

RANDOM BUNDLE

ENDURACOLOR™



Thornbury can be used in **permeable** or non-permeable installations.



Granite Blend

EUROPAVER®

Europaver is a classic, large-format paver ideal for expansive residential and commercial applications and a formal, structured look.

COLORS*



ALMOND GROVE



GRANITE BLEND

Laying patterns available at Unilock.com.



RANDOM BUNDLE

12 x 12 x 2 3/4"
30 x 30 x 7cm



6 x 12 x 2 3/4"
15 x 30 x 7cm



6 x 6 x 2 3/4"
15 x 15 x 7cm

ENDURACOLOR™



SEE VIDEO FOOTAGE
AT [UNILOCK.COM](https://unilock.com)

Granite

BRISTOL VALLEY™

Moderate surface texture brings a new, refined elegance where a more commonplace flagstone slab may have been used in the past. Subtle color blends add to an appearance of natural stone.

COLORS*



ALMOND GROVE



GRANITE



SIERRA

Laying patterns available at [Unilock.com](https://unilock.com).



LARGE RECTANGLE
21 X 14 X 2 3/8"
54 x 36 x 6cm



SQUARE
14 X 14 X 2 3/8"
36 x 36 x 6cm



SMALL RECTANGLE
7 X 14 X 2 3/8"
18 x 36 x 6cm

RANDOM BUNDLE

ENDURACOLOR™

NOTE: Bristol Valley pavers are not suitable for vehicular applications.



Coffee Creek with Dark Charcoal accent

STANDARD FINISH*



COFFEE CREEK SPECIAL ORDER



HERITAGE BROWN



SANTA FE SPECIAL ORDER



DARK CHARCOAL
Available only in 6x 8" (7cm).



ARTLINE SIZE - GRANITE BLEND
See page 77 for more information.

Laying patterns available at Unilock.com.



Heritage Brown

IL CAMPO[®]

Exclusive to Unilock®, Il Campo features irregular lines brushed across each paver. Its detailed look is striking, and gives you the ability to create unique geometric and random patterns.



6 x 8 x 2 3/4"
15 x 20 x 7cm



6 x 6 x 2 3/4"
15 x 15 x 7cm



4 x 6 x 2 3/4"
10 x 15 x 7cm

RANDOM BUNDLE



12 x 12 x 2 3/4"
30 x 30 x 7cm



4 x 12 x 2 3/4"
10 x 30 x 7cm



6 x 8 x 2 3/4"
15 x 20 x 7cm

ENDURACOLOR[™]



Sandstone

COLORS*



COFFEE CREEK



DESERT SAND



LIMESTONE

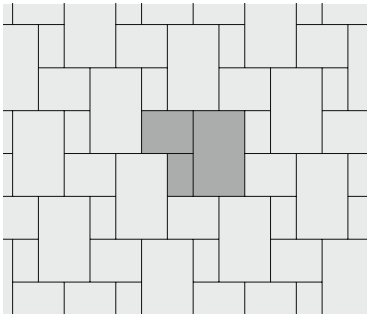


MAHOGANY ASH

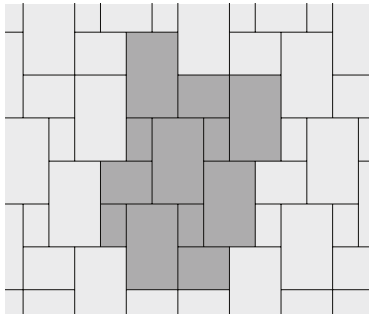


SANDSTONE

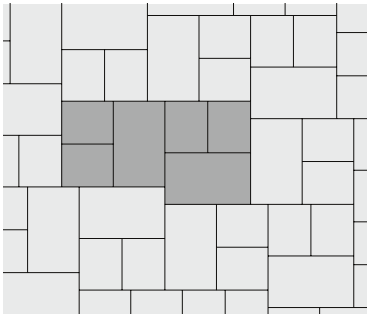
LAYING PATTERNS



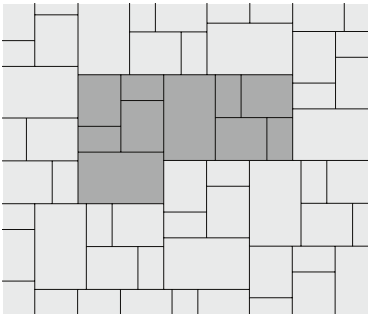
Y - 57% XL, 29% Standard, 14% Half



Z - 67% XL, 20% Standard, 13% Half



AC - 50% XL, 50% Standard



AF - 40% XL, 40% Standard, 20% Half

Patterns may not reflect bundle configurations. More laying patterns available at Unilock.com.



Coffee Creek with Il Campo® (Heritage Brown) accent

BRUSSELS BLOCK®

Introduced by Unilock®, Brussels Block is the original tumbled paver. Its timeless warmth, relaxed appearance and tumbled finish reflect the design cues of quarried stone.



XL STONE
8¼ x 13¾ x 2¾"
20.8 x 34.8 x 7cm



STANDARD STONE
6¾ x 8¼ x 2¾"
17.3 x 20.8 x 7cm



HALF STONE
4¾ x 6¾ x 2¾"
10.4 x 17.3 x 7cm



FULLNOSE
6 x 12 x 2¾"
15 x 30 x 7cm

CLASSIC



Coffee Creek

STONEHENGE®

Immediately after Stonehenge is installed, it will look like it has been there for years thanks to the beauty of its aged, weathered appearance.



COLORS*

COFFEE CREEK

Laying patterns available at Unilock.com.



LARGE SQUARE
12 x 12 x 2 3/4"
30 x 30 x 7cm



RECTANGLE
6 x 12 x 2 3/4"
15 x 30 x 7cm



SMALL SQUARE
6 x 6 x 2 3/4"
15 x 15 x 7cm

CLASSIC



Dark Charcoal with Brussels Dimensional System™ (Desert Sand)

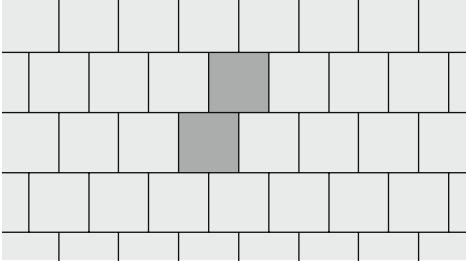
UNIGRANITE®

Manufactured with real granite chips, Unigranite gives you the ability to add majesty and character to your design. Hand split or saw-cut, it provides a unique accent.


COLORS*



DARK CHARCOAL



A - 100% SMALL SQUARE



B - 100% SMALL SQUARE

*Patterns may not reflect bundle configurations.
More laying patterns available at [Unilock.com](https://unilock.com).*



SMALL SQUARE
4 x 4 x 2¼"
10 x 10 x 7cm

CLASSIC



Terra Cotta with Pisa2[®] pillars and steps

OLDE GREENWICH COBBLE[®]

A flexible paver system boasting rounded corners and subtly indented chamfers.

COLORS*



BEECHWOOD



GRANITE



RUSTIC RED



TERRA COTTA

Laying patterns available at Unilock.com.



MEDIUM RECTANGLE
4³/₄ x 7 x 2³/₈"
12 x 18 x 6cm



SQUARE BUNDLE

SMALL SQUARE
4³/₄ x 4³/₄ x 2³/₈"
12 x 12 x 6cm



SMALL RECTANGLE
2³/₈ x 4³/₄ x 2³/₈"
6 x 12 x 6cm

CLASSIC



Terra Cotta
Hollandstone



Terra Cotta
Double Holland

HOLLANDSTONE™ & DOUBLE HOLLAND™

The design flexibility, scope of color, simple rectangle shape and ease of installation contribute to Hollandstone's widespread appeal. An excellent choice for commercial installations.

COLORS*



BEECHWOOD



CHARCOAL



GRANITE



MAHOGANY



RUSTIC RED



SANDSTONE



ST CLAIR



TERRA COTTA

NOTE:



HOLLANDSTONE STANDARD
4 x 8 x 2 3/8"
10 x 20 x 6cm
8cm also available by
Special Order.



DOUBLE HOLLAND STANDARD
8 x 8 x 2 3/8"
20 x 20 x 6cm

DOUBLE HOLLAND
AVAILABLE IN RUSTIC RED
AND TERRA COTTA ONLY

CLASSIC



Heritage Brown

ECO-PRIORA™

Eco-Priora is a permeable paver that features the Il Campo® textured surface with EnduraColor for an attractive look that will last. It's the perfect solution for residential or commercial installation. Designed with special spacer bars, the resulting 7mm gap is filled with a clear, fine stone chip that allows the rapid penetration of rainwater into the sub-base and subsoil.

COLORS*



BEECHWOOD
STANDARD FINISH



HERITAGE BROWN
IL CAMPO "BRUSHED" FINISH
SPECIAL ORDER



SANTA FE
IL CAMPO "BRUSHED" FINISH
SPECIAL ORDER

Laying patterns available at Unilock.com.



STANDARD FINISH
5 x 10 x 3/8"
12 x 24 x 8cm



IL CAMPO TEXTURE
5 x 10 x 3/8"
12 x 24 x 8cm

ENDURACOLOR™



Eco-Priora can be manufactured in a variety of custom colors and textures. Minimum quantities may apply. Please contact your Unilock® representative for more details.



Natural

ECO-OPTILOC™

The permeable paver of choice for performance and as an environmental solution for drainage. The patented “L” shaped design allows you to achieve a superior lock-up that can withstand even the heaviest of loads residentially and commercially. The innovative design creates small voids between the pavers, providing drainage into the sub-base and ultimately the water table.

COLORS*



NATURAL

Laying patterns available at Unilock.com.



STANDARD
10¼ x 10¼ x 3⅞"
26 x 26 x 8cm



Eco-Optiloc can be manufactured in a variety of custom colors and textures. Minimum quantities may apply. Please contact your Unilock® representative for more details.



Bluestone

COLORS*



BLUESTONE

Laying patterns available at [Unilock.com](https://unilock.com).



CANYON



Canyon

RIVENSTONE™

Combines the durability of concrete with the character and flexibility of natural stone. It's an ideal choice for walkways, courtyards, pool surrounds, terraces and patios.



24 x 24 x 1¼"
60 x 60 x 4.5cm



18 x 24 x 1¼"
45 x 60 x 4.5cm



18 x 18 x 1¼"
45 x 45 x 4.5cm



12 x 24 x 1¼"
30 x 60 x 4.5cm



12 x 12 x 1¼"
30 x 30 x 4.5cm

STONEMARK™

REALA™ TECHNOLOGY

Ultra realistic textures are cast from natural stone, brick and historic cobblestones.

NOTE: Rivenstone pavers are not suitable for vehicular applications.



NATURAL STONE

The Unilock® commitment to uncompromising quality and lifetime guarantee, now extends to an impressive array of premium Natural Stone from Europe and Asia.



STONE CLIFF GREY
SANDSTONE



INDIAN COAST
SANDSTONE



BLACK RIVER
LIMESTONE

Natural Stone from Unilock features low water absorption, excellent freeze-thaw durability and flexural strength. Precisely cut and calibrated, the stone's natural beauty is enhanced with a variety of surface treatments.




24 x 36 x 7/8"
600 x 900 x 22mm



24 x 24 x 7/8"
600 x 600 x 22mm



18 x 24 x 7/8"
450 x 600 x 22mm



12 x 24 x 7/8"
300 x 600 x 22mm

SPEAK TO YOUR CONTRACTOR OR A LOCAL UNILOCK AUTHORIZED DEALER FOR MORE INFORMATION AND AVAILABILITY.



Beola Bianca

PORCELAIN TILE

For special applications such as concrete overlay steps, porches, patios, balconies or roof decks, Porcelain Tile from Unilock® is a new attractive option.



DAVINCI BIRCH



DAVINCI DRIFTWOOD




GOTHAM NERO



GOTHAM BEIGE



GOTHAM GREY



BEOLA BIANCA



GRAUSTEIN



EPOKAL BEIGE SCURO



EPOKAL GREY



EPOKAL BEIGE



TRAVSTONE BEIGE



TRAVSTONE NOCE



GOLDEN TAN

SPEAK TO YOUR LOCAL UNILOCK TERRITORY MANAGER FOR MORE INFORMATION ABOUT SIZES AND AVAILABILITY.



Pillar and Wall - Limestone with Series 3000® (Black Granite) accent and Ledgestone™ (Grey) coping and pillar cap
Pavers - Artline™ (Granite) with Series 3000 (Black Granite) accent

SEE VIDEO FOOTAGE
AT [UNILOCK.COM](https://www.unilock.com)




Limestone with Midnight Charcoal (Special Order) accent
Pavers - Richcliff® (Pebble Taupe and Dawn Mist) with Courtstone® (Basalt) accent

COLORS*



MAHOGANY ASH



SANDSTONE



LIMESTONE


For more information visit [Unilock.com](https://www.unilock.com).



Limestone with LedgeStone™
(Grey) coping and pillar cap
Pavers - Natural Stone

LINEO™ DIMENSIONAL STONE

Contemporary and sleek lines with a linear multi-length plank look. Ideal for garden walls, pillars and other outdoor vertical elements, Lineo Dimensional Stone offers up modern design and exceptional flexibility.



For Lineo Dimensional Stone we recommend using Natural Limestone 28 x 28" pillar cap.

For coping options we recommend using Natural Stone (page 96) or LedgeStone (page 112).



SEE VIDEO FOOTAGE
AT [UNILOCK.COM](https://unilock.com)

Pillar - Coastal Slate with
LedgeStone™ (Buff) pillar cap and coping



Fire Feature - Coastal Slate
with Natural Stone coping

COLORS*



BUFF



COASTAL SLATE



LONG CORNER UNIT
12 x 9-10" x 2¼"
31 x 23-25 x 6cm



SHORT CORNER UNIT
10 x 9-10 x 2¼"
25 x 23-25 x 6cm



COPING
22 x 11 x 2¼"
56 x 28 x 6cm

CORNER BUNDLE

For more information visit [Unilock.com](https://unilock.com).



Coastal Slate wall and coping

RIVERCREST® WALL

Stacked flagstone has been used for centuries for small garden walls and pillars. With the award-winning Rivercrest Wall, you get the character and flexibility of natural stone combined with the durability and affordability of concrete.



STANDARD UNIT 1
8 x 9-10 x 2¼"
20 x 23-25 x 6cm



STANDARD UNIT 2
12 x 9-10 x 2¼"
31 x 23-25 x 6cm



STANDARD UNIT 3
12 x 9-10 x 2¼"
31 x 23-25 x 6cm



STANDARD UNIT 4
17 x 9-10 x 2¼"
42.5 x 23-25 x 6cm

RANDOM BUNDLE



JUMPER UNIT 1
8 x 9-10 x 4½"
20 x 23-25 x 11.4cm



JUMPER UNIT 2
12 x 9-10 x 4½"
31 x 23-25 x 11.4cm



JUMPER UNIT 3
12 x 9-10 x 4½"
31 x 23-25 x 11.4cm



JUMPER UNIT 4
17 x 9-10 x 4½"
42.5 x 23-25 x 11.4cm

JUMPER BUNDLE



In 2013, Rivercrest Wall received the "red dot" award for high design quality and innovation.

reddot www.registration.pd.red-dot.de

REALA™ TECHNOLOGY

Ultra realistic textures are cast from natural stone, brick and historic cobblestones.



COLORS*



COFFEE CREEK



LIMESTONE



DESERT SAND



MAHOGANY ASH



SANDSTONE

For more information visit Unilock.com.



Desert Sand with Il Campo® (Dark Charcoal) accent and LedgeStone (Buff) coping

BRUSSELS DIMENSIONAL SYSTEM™

Antique weathered appearance that mirrors the appearance of weathered natural stone. The beauty of Brussels Dimensional System, is its incredible flexibility to construct planter walls, steps, pillars, outdoor kitchens and many other landscape features.



15" UNIT
15 x 4 x 8"
38.1 x 10 x 20cm



12" UNIT
12 x 4 x 8"
30.5 x 10 x 20cm



9" UNIT
9 x 4 x 8"
22.9 x 10 x 20cm

RANDOM BUNDLE



STANDARD/CORNER
4 x 8 x 12"
10 x 20 x 30cm



COPING
12 x 3 x 12"
30.5 x 7.6 x 30.5cm

Round



Square



SUNSET FIREPIT KITS

Available Colors: Desert Sand, Mahogany Ash and Sandstone.
See page 119 for more information.



Midnight Sky - Umbriano finish



Midnight Sky - Umbriano finish with custom coping

COLORS*



AUTUMN SUNSET SPECIAL ORDER



SUMMER WHEAT SPECIAL ORDER

For more information visit Unilock.com.



MIDNIGHT SKY SPECIAL ORDER



WINTER MARVEL SPECIAL ORDER



Winter Marvel - Umbriano finish with custom coping

BELMURO™ WALL

NEW FOR 2016

Belmuro Wall is the answer for all your contemporary wall designs. Available in Umbriano® finish, it will easily complement or harmonize with your paver choice. Natural Stone or Ledgestone™ coping are perfect design partners.



FULL UNIT
20 x 10 x 6½"
50.5 x 25.2 x 16.5cm
SPECIAL ORDER



HALF UNIT
10 x 10 x 6½"
25.2 x 25.2 x 16.5cm
SPECIAL ORDER



CORNER UNIT
20 x 10 x 6½"
50.5 x 25.2 x 16.5cm
SPECIAL ORDER



HALF CORNER UNIT
10 x 10 x 6½"
25.2 x 25.2 x 16.5cm
SPECIAL ORDER

For coping options we recommend Natural Stone (page 96) or Ledgestone (page 112).

ENDURACOLOR™
PLUS ARCHITECTURAL FINISHES

EASYSOIL™ STAIN RESISTANCE

An integral surface protection that allows for easier cleanup of spills when they happen, before a stain can develop.

COLORFUSION™ TECHNOLOGY

A proprietary technology that disperses color randomly to achieve the look of natural granite.




Sierra with Ledgestone™ Fullnose (Buff) coping



Sierra with Ledgestone™ Fullnose (Buff) coping

COLORS*



SIERRA

For more information visit [Unilock.com](https://www.unilock.com).



Grill Island, Seat Wall and Pillar - Sierra

ESTATE WALL[®]

The unique, antique-textured finish creates the appearance of aged, natural rock. Create virtually any outdoor grill island, fireplace, seat wall, planter, step or pillar design with multiple sizes.



LARGE WEDGE
16 x 6 x 9"
40 x 15 x 22.9cm



MEDIUM WEDGE
12 x 6 x 9"
30 x 15 x 22.9cm



SMALL WEDGE
8 x 6 x 9"
20 x 15 x 22.9cm

RANDOM BUNDLE



CORNER
12½ x 6 x 9"
31.75 x 15 x 22.9cm



COPING
12 x 3 x 12"
30 x 7.5 x 30cm



Granite

ROMANPISA®

A distressed appearance that gives the impression that it has been around for decades. Admired for its versatility, it can be used to form straight or curved walls, planters and steps.

COLORS*



BEECHWOOD



GRANITE



NEVADA



TAPERED
8 x 6 x 12"
20 x 15 x 30cm



CORNER
12 x 6 x 8"
30 x 15 x 20cm



ROMAN COPING
12 x 3 x 12"
30 x 7.5 x 30cm

For more information visit Unilock.com.



Sandstone

SPLIT'N STACK[®]

A favorite wall for light duty garden applications. Create curved or straight garden walls, planters, firepits and water features.

COLORS*



BEECHWOOD



RUSTIC RED



SANDSTONE



ST. CLAIR



COPING
8 x 4 x 8"
20 x 10 x 20cm

For more information visit Unilock.com.




Wall - Beechwood
Pavers - Courtstone® (Dawn Mist),
Senzo™ (Cremo) and Thornbury™ (Sierra)

PISA2®

The built-in setback design automatically forms the correct slope, ensuring a highly stable retaining wall. Utilizing the product's tapered components, you can form curved walls and steps.

COLORS*




BEECHWOOD



CHARCOAL



GRANITE



NEVADA



RUSTIC RED



SANDSTONE



ST CLAIR



TAPERED
8 x 6 x 12"
20 x 15 x 30cm



CORNER
12 x 6 x 8"
30 x 15 x 20cm



12" COPING
12 x 3 x 12"
30 x 7.5 x 30cm

For more information visit Unilock.com.



Natural

SIENASTONE®

An attractive solution for walls, large outdoor staircases, and heavy-duty applications.

COLORS*



BROWN



NATURAL

For more information visit Unilock.com.



STANDARD 925
48 x 7¼ x 36½"
120 x 18.5 x 92.5cm
NATURAL ONLY
SPECIAL ORDER



STANDARD 500
48 x 7¼ x 20"
120 x 18.5 x 50cm
NATURAL ONLY
SPECIAL ORDER



CORNER 90° (LEFT & RIGHT)
43½" x 7¼" x 20"
110 x 18.5 x 50cm
NATURAL ONLY
SPECIAL ORDER



CORNER 45° (LEFT & RIGHT)
43½" x 7¼" x 20"
110 x 18.5 x 50cm
NATURAL ONLY
SPECIAL ORDER



CLOSED-END COPING
48" x 7¼" x 20"
120 x 18.5 x 50cm
AVAILABLE IN BROWN AND NATURAL



Buff



Buff with Brussels Dimensional System™ (Sandstone)
and Series 3000® (Black Granite) accent

LEDGESTONE™ STEPS & COPING

Universal coping system with a remarkably natural yet refined appearance. Featuring pitched edges, LedgeStone can be used to cap almost any Unilock® landscape wall.

COLORS*



BUFF



GREY

REALA™ TECHNOLOGY

Ultra realistic textures are cast from natural stone, brick and historic cobblestones.



COPING UNIT
12 x 24 x 2¼"
30.5 x 61 x 7cm



CLOSED END COPING
12 x 24 x 2¼"
30.5 x 61 x 7cm



PILLAR CAP
24 x 24 x 3½"
61 x 61 x 9cm



FULLNOSE UNIT
12 x 24 x 1¾"
30.5 x 61 x 4.5cm



48" LEDGESTONE STEP
48 x 24 x 6"
122 x 61 x 15.2cm

For more information visit Unilock.com.



Sandstone with Copthorne® (3 Color Blend) accent



Sandstone with Courtstone® (Basalt) accent

BRUSSELS FULLNOSE™

Perfect for when a hard edge or corner is not part of your landscape plan. Smooth, rounded exposed edge makes it ideal for the front of steps, edging around pools, and driveways or walkways.

COLORS*



COFFEE CREEK



DESERT SAND



LIMESTONE



MAHOGANY ASH



SANDSTONE



STANDARD
6 x 12 x 2 1/4"
15 x 30 x 7cm

For more information visit Unilock.com.



Rivercrest® Wall



Lineo™ Dimensional Stone

VERTICAL FEATURES

- FIREPLACES
- PILLARS
- GRILL ISLANDS
- WATER FEATURES
- FIRE FEATURES



Brussels Dimensional System™



Estate Wall®



Brussels Dimensional System

FIREPLACES

Unilock® pre-built fireplaces are available to ship immediately and can be installed in a day, so you're able to enjoy a warm fire right away. The units come complete with a stainless steel firebox, pipe and metal termination cap, and are factory made so the look is consistent with the photos shown. Your satisfaction is guaranteed by Unilock.



VENTANA SPECIAL ORDER

The Ventana pre-built fireplace is constructed with Lineo™ Dimensional Stone (page 99).



TUSCANY

The Tuscany pre-built fireplace is constructed from Brussels Dimensional System™ (page 103) and Copthorne® (page 73) accents.



MODA SPECIAL ORDER

The Moda pre-built fireplace is constructed from Lineo Dimensional Stone (page 99) and Series 3000® (page 74) accent.



BELLA SPECIAL ORDER

The Bella pre-built fireplace is constructed from Rivercrest® Wall (page 101).



LOOKING FOR SOMETHING DIFFERENT? Speak to your contractor about using Unilock products to build a custom fireplace that's just right for your project.

Units and colors may not be exactly as shown.

PILLARS



BRUSSELS DIMENSIONAL SYSTEM™

This multi-level pillar, step and wall feature is built using Brussels Dimensional System (page 103) and Ledgestone™ coping and pillar cap (page 112). The accent paver used is Copthorne® (page 73).



BRUSSELS DIMENSIONAL SYSTEM

The pillar above is built with Brussels Dimensional System (page 103) and Ledgestone pillar cap (page 112) and Brussels Fullnose™ (page 113) coping. Series 3000® (page 74) accent.



LINEO™ DIMENSIONAL STONE

This modern pillar is built with Lineo Dimensional Stone (page 99) and Ledgestone coping and pillar cap (page 112). The accent paver used is Series 3000 (page 74).



RIVERCREST® PILLAR UNIT

The pillar shown above is the Rivercrest® Wall Pillar System (page 101) with Ledgestone pillar cap (page 112). The accent paver used is Copthorne (page 73).



ESTATE WALL®

This traditional pillar is built using Estate Wall (page 107) and Ledgestone pillar cap (page 112). The accent paver used is Copthorne (page 73).



LOOKING FOR SOMETHING DIFFERENT? Speak to your contractor about using Unilock products to build a custom pillar that's just right for your project.

GRILL ISLANDS



BRUSSELS DIMENSIONAL SYSTEM™

The grill island shown here is built with Brussels Dimensional System (page 103) and Ledgestone™ coping (page 112). The accent paver used is Series 3000® (page 74).



RIVERCREST® WALL

This unique grill island is built using Rivercrest Wall (page 101).



LINEO™ DIMENSIONAL STONE

This modern grill island is built using Lineo Dimensional Stone (page 99).



ESTATE WALL®

This multi-purpose grill island and bar table is built with Estate Wall (page 107). The accent paver is Il Campo® (page 85).



LOOKING FOR SOMETHING DIFFERENT? Speak to your contractor about using Unilock products to build a custom grill island that's just right for your project.

WATER FEATURES



BRUSSELS DIMENSIONAL SYSTEM™

The water feature shown here is built with Brussels Dimensional System (page 103) and Ledgestone™ coping (page 112). The accent paver is Series 3000® (page 74).



BRUSSELS DIMENSIONAL SYSTEM

This pool-side water feature is built using Brussels Dimensional System (page 103) and Ledgestone pillar cap (page 112).



BRUSSELS DIMENSIONAL SYSTEM

The above water feature is built using Brussels Dimensional System (page 103) and both Brussels Fullnose™ (page 113) and Ledgestone coping (page 112). The accent paver is Copthorne® (page 73).



LINEO™ DIMENSIONAL STONE

This modern water feature is built with Lineo Dimensional Stone (page 99) and Natural Stone coping (page 96). The accent paver used is also Lineo Dimensional Stone.



LOOKING FOR SOMETHING DIFFERENT? Speak to your contractor about using Unilock products to build a custom water feature or fire feature that's just right for your project.

FIRE FEATURES



RIVERCREST® WALL
This fire table is built using Rivercrest Wall (page 101) and LedgeStone™ coping (page 112).



BRUSSELS DIMENSIONAL SYSTEM™
This contemporary firepit feature is built with Brussels Dimensional System (page 103) and LedgeStone coping (page 112). The accent paver used is Copthorne® (page 73).

SUNSET FIREPIT KIT



This firepit kit uses Brussels Dimensional System.
See page 103 for color options.



ROUND



SQUARE

BORDERS AND BANDING IDEAS FOR PAVERS



Richcliff® (Dawn Mist and Pebble Taupe) paver with Copthorne® (3 Color Blend) accent



Copthorne (3 Color Blend) paver with Brussels Block (Sandstone) accent



Brussels Block® (Desert Sand) with Copthorne (Basalt) accent



Umbriano® (Autumn Sunset) paver with Copthorne (3 Color Blend) accent



Courtstone® (Basalt, Belgian Blue and Dawn Mist) with Copthorne (3 Color Blend) accent



Richcliff (Dawn Mist and Pebble Taupe) with Courtstone (Basalt) accent



Umbriano (Summer Wheat) with Il Campo® (Heritage Brown and Dark Charcoal) accents



Beacon Hill Flagstone™ (Sierra) with Copthorne (3 Color Blend) and Series 3000® (Black Granite) accents



Richcliff (Dawn Mist) with Il Campo (Dark Charcoal) accent



Artline™ (Granite) with Series 3000 (Black Granite) accent



Thornbury™ (Sierra) with Town Hall™ (Basalt) and Brussels Block (Sandstone) accent



Brussels Block (Limestone) with Courtstone (Basalt) accent

BORDERS AND BANDING IDEAS FOR WALLS



Brussels Dimensional System™ (Desert Sand) with Copthorne® (3 Color Blend) accent and Ledgestone™ (Buff) coping.



Brussels Dimensional System (Desert Sand) with Unigranite® (Dark Charcoal) accent and Brussels Block® (Desert Sand) coping.




Rivercrest® Wall (Coastal Slate) with Copthorne (Basalt) accent and Ledgestone (Grey) pillar cap.



Brussels Dimensional System (Sandstone) with Il Campo® (Heritage Brown) accent and Brussels Fullnose™ (Sandstone) coping.



Estate Wall® (Sierra) with Series 3000® (Black Granite) accent and Brussels Fullnose (Sandstone) coping.



Rivercrest Wall (Coastal Slate and Buff) with Series 3000 (Black Granite) accent and Ledgestone (Grey) coping.



Lineo™ Dimensional Stone (Granite Blend) with Series 3000 (Black Granite) accent and Ledgestone (Grey) coping.

INDEX

PRODUCT PHOTOS

Artline™	77...10, 13, 34
Beacon Hill Flagstone™	79...18, 23, 31
Belmuro™ Wall	105
Bristol Valley™	83...34
Brussels Block®	87...12-13, 22, 39-40
Brussels Dimensional System™	103...8, 11, 18, 23-24, 29-31, 40
Brussels Fullnose™	113...11, 18, 23, 31, 37
Copthorne®	73...11-13, 16, 33, 39-40
Courtstone®	69...7, 14-16, 18, 38, 40
Double Holland™	91
Eco-Optiloc™	93
Eco-Priora™	92
Estate Wall®	107...8-9, 26
Europaver®	82
Hollandstone™	91
Il Campo®	85...8-9, 18, 30
Ledgestone™	112...8, 10-11, 15, 24-25, 28-30, 36-37
Lineo™ Dimensional Stone	99...10, 25
Natural Stone	96...20
Olde Greenwich Cobble®	90
Porcelain Tile	97
Pisa2®	110
Richcliff®	67...7, 15, 17, 19, 25-28, 33
Rivercrest® Wall	101...15, 17, 28-30, 36-38
Rivenstone™	95
RomanPisa®	108
Senzo™	75...30
Series 3000®	74...10-11, 13, 26, 30, 36-37
SienaStone®	111
Split'N Stack®	109
Stonehenge®	88
Thornbury™	81...11, 17, 25, 38
Town Hall™	71...22, 25, 32, 41
Umbriano®	65...6, 8-9, 20-21, 24, 29-30, 35-37
Unigranite®	89

TOPICS OF INTEREST

Base Material	44
Bedding Sand	45
Borders and Banding	57 & 120-121
Classic	46
Construction	44
Contractor, Choosing	52
Edge Restraint	45
EnduraColor™	46
EnduraColor™ Plus	46
Environmental	45
Excavation	44
Facemix	46
Firepits	119...18, 7, 103
Fireplaces	115...8, 17, 24, 33, 100
Grill Islands	117...8-9, 26, 30, 33, 36, 99, 107
Joint Material	45 & 60
Maintenance	49
Outdoor Idea Center	58
Permeable Pavers	45
Pillars	116...17, 23, 30-31, 40, 98-100
Project Design	54
Project Management Tips	61
Quality	48
Retaining Walls	108, 110-111...28, 38, 73
Sealing	49
Technologies	48
3D Design	59
Thrumix	46
Warranty	123
Water Features	118...25, 29-30, 102

Unilock Ltd. and Hengestone Holdings, Inc. are the owners or authorized users of all trademarks used in this publication unless otherwise specified.

Senzo™ and Umbriano® are trademarks of Metten Stein + Design GmbH & Co KG used under license by Unilock®.

Measurements throughout this portfolio are nominal.

Not all products shown are available at all Unilock locations. Log on to Unilock.com for availability.

*Colors shown in this catalog should be used only as a guide. Colors should always be chosen from actual samples. Contact your local Unilock representative for color availability in your area.

©2016 Hengestone Holdings, Inc.

Quality

FOR US, IT'S PERSONAL

Over 40 years ago, our founder stumbled upon a unique little European product called the Uni-Stone. Intrigued by the benefits of this revolutionary paving method, he decided to license the product and bring the concept to North America. He purchased a basic paver machine from Europe and hired a small staff to produce the stones.



Founder Ed Bryant - circa 1972

In those days, most sales of Unilock® were to large-scale commercial properties and streetscapes. Any lapse in quality would be costly and would jeopardize our owner's personal reputation. So quality was of paramount importance.

From these humble beginnings, through to the multinational company we are today, Unilock has remained a family-owned company that puts quality first. For us, it's not just a matter of dollars and cents, it's our personal reputation that's on the line. Our customers - Homeowners, Contractors, Landscape Designers and Architects, across North America - can rely on us to supply them with **quality product every time.**

TRANSFERABLE LIFETIME GUARANTEE

We introduced the industry's first lifetime guarantee over 30 years ago. And while other manufacturers have tried to imitate it, you just have to see them side by side to get the difference. Theirs are padded with self-protecting fine print and stipulations. Ours is not. For us it's simple. We guarantee that you'll be satisfied with our products and their long-term performance.

Visit Unilock.com to download a copy of our fully transferable Lifetime Guarantee.





BOSTON
(508) 278-4536

BUFFALO
(716) 822-6074

CHICAGO
(630) 892-9191

OHIO
(330) 927-4000

MICHIGAN
(248) 437-7037

MILWAUKEE
(262) 742-3890

NEW YORK
(845) 278-6700

ONTARIO
(416) 646-9000

UNILOCK.COM | 1-800-UNILOCK

